SECRETARIA DE ESTADO DE HACIENDA

DIGEPRES
Dirección General de Presupuesto

INFORME DE EJECUCION PRESUPUESTARIA

AÑO 2007

SECRETARIA DE ESTADO DE HACIENDA

DIGEPRES
Dirección General de Presupuesto

PRINCIPALES FUNCIONARIOS

LIC. LUIS A. HERNANDEZ G.
Director Nacional

LIC. MANUEL ANTONIO PEÑA M.
Subdirector Nacional

LIC. MARINO E. FUENTES TAVAREZ
Asesor Financiero

LIC. FRANKLIN D. GUERRERO G.
Asesor Económico

LIC. ANGEL SALVADOR MERAN
Asesor Presupuestario

DR. ERNESTO PEÑA M.
Asesor Legal

LIC. ANA YOLANDA PUESAN
Directora Depto.
Formulación Presupuestaria

LIC. JOSE ELIGIO JAQUEZ G.
Director Depto.
Ingresos y Deuda Pública

LIC. NELSON A. CABRERA
Director Depto.
Ejecución Presupuestaria

LIC. RAFAEL D. TORRES
Asesor, Enc. Depto.
Evaluación y Estudios Presupuestarios

ING. MANUEL MARTE
Director Depto.
Informática y Sistemas

LIC. ROMULO CORDERO
Asesor, Enc. Depto.
Administrativo y Contabilidad Interna

LIC. ARGELIA PEREZ A.
Directora Depto.
Recursos Humanos

Dirección General de Presupuesto

EJECUCIÓN DE CADA ORGANISMO DEL GOBIERNO CENTRAL

INDICE

Pág.

ADMINISTRACION CENTRAL

INFORMACION SOBRE LOS INGRESOS

Clasificación Económica de Ingresos Programado y Ejecutado 13
Clasificación Económica de Ingresos Estimados por Oficina Recaudadora 14
Ingresos Efectivos Años 1993 al 2007 por Oficinas Recaudadoras 27
Ingresos Recaudados Años 1993 al 2007 Clasificados por Fondos 28
Relación de Ingresos por Fuente Comparativo Años 2004 al 2007 29
Detalle de los Ingresos Recaudados por Tipo de Fondos 35

GOBIERNO CENTRAL

INFORMACION GENERAL SOBRE LOS EGRESOS

Clasificación Económica de Gastos 43
Clasificación por Capítulos y por Objeto del Gasto 47
Ejecución del Gasto Consolidado por Capitulo 48
Clasificación Económica de Gastos por Etapas 49
Estado de Ejecución por Capitulo y Fuente 50
Ejecución del Gasto por Objeto y Fuente de Financiamiento Interno 51
Clasificación por Funciones y por Objeto del Gasto 52
Ejecución del Gasto por Objeto y Fuente de Financiamiento Externa 53
Ejecución del Gasto por Funciones y Fuente de Financiamiento Interno 54
Ejecución del Gasto por Funciones y Fuente de Financiamiento Externa 55
Clasificación por Capítulos y Grupos de Funciones 56

EJECUCION DEL GASTO POR CAPITULO Y CLASIFICACION OBJETAL

Ejecución del Gasto por Capítulos y por Servicios Personales 59
Ejecución del Gasto por Capítulos y por Servicios no Personales 60
Ejecución del Gasto por Capítulos y por Materiales y Suministros 61
Ejecución del Gasto por Capítulos y por Transferencias Corrientes 62
Ejecución del Gasto por Capítulos y por Transferencias de Capital 63
Ejecución del Gasto por Capítulos y por Activos no Financieros 64
Ejecución del Gasto por Capítulos y por Activos Financieros 65
Ejecución del Gasto por Capítulos y por Pasivos Financieros 66
Ejecución del Gasto por Capítulos y por Gastos Financieros 67

ESTADO DE EJECUCION DE FONDOS

Estado de Ejecución de Fondos 71

TRANSFERENCIAS

Transferencia a Instituciones Públicas por Fuente de Financiamiento 77
Transferencia a Instituciones Privadas por Fuente de Financiamiento 84
Transferencia a Instituciones Externas por Fuente de Financiamiento 86

EJECUCION DEL GASTO CONSOLIDADO POR CAPITULO, DEPENDENCIA, DAF, UE Y OBJETO

Cap. 0101, Congreso Nacional 89
Cap. 0201, Presidencia de la República 90
Cap. 0202, Secretaría de Estado de Interior y Policía 96
Cap. 0203, Secretaria de Estado de las Fuerzas Armadas 98
Cap. 0204, Secretaria de Estado de Relaciones Exteriores 102
Cap. 0205, Secretaria de Estado de Hacienda 103
Cap. 0206, Secretaria de Estado de Educación 105
Cap. 0207, Secretaria de Salud Pública y Asistencia Social 106
Cap. 0208, Secretaría de Estado de Deportes, Educación Física y Recreación 107

Cap. 0209, Secretaría de Estado de Trabajo 108
Cap. 0210, Secretaría de Estado de Agricultura 109
Cap. 0211, Secretaría de Estado de Obras Públicas y Comunicaciones 110
Cap. 0212, Secretaría de Estado de Industria y Comercio 112
Cap. 0213, Secretaría de Estado de Turismo 113
Cap. 0214, Procuraduría General de la República 114
Cap. 0215, Secretaría de Estado de la Mujer 115
Cap. 0216, Secretaría de Estado de Cultura 116
Cap. 0217, Secretaría de Estado de la Juventud 117
Cap. 0218, Secretaría de Estado de Medio Ambiente y Recursos Naturales 118
Cap. 0219, Secretaría de Estado de Educación Superior, Ciencia y Tecnología 119
Cap. 0301, Poder Judicial 120
Cap. 0401, Junta Central Electoral 121
Cap. 0402, Cámara de Cuentas 122
Cap. 0998, Servicios de la Deuda Pública 123
Cap. 0999, Obligaciones del Tesoro Nacional 124

REPORTE DE EJECUCION DEL GASTO POR CAPITULO Y PROGRAMAS

Cap. 0101, Congreso Nacional 127
Cap 0201, Presidencia de la República 128
Cap. 0202, Secretaría de Estado de Interior y Policía 139
Cap. 0203, Secretaría de Estado de las Fuerzas Armadas 141
Cap. 0204, Secretaría de Estado de Relaciones Exteriores 142
Cap. 0205, Secretaría de Estado de Hacienda 143
Cap. 0206, Secretaría de Estado de Educación 144
Cap. 0207, Secretaría de Estado de Salud Pública y Asistencia Social 146
Cap. 0208, Secretaría de Estado de Deportes, Educación Física y Recreación 149
Cap. 0209, Secretaría de Estado de Trabajo 153
Cap. 0210, Secretaría de Estado de Agricultura 154
Cap. 0211, Secretaría de Estado de Obras Públicas y Comunicaciones 156
Cap. 0212, Secretaría de Estado de Industria y Comercio 171
Cap. 0213, Secretaría de Estado de Turismo 172
Cap. 0214, Procuraduría General de la República 173
Cap. 0215, Secretaría de Estado de la Mujer 174
Cap. 0216, Secretaría de Estado de Cultura 175
Cap. 0217, Secretaría de Estado de la Juventud 176

Cap. 0218, Secretaría de Estado de Medio Ambiente y Recursos Naturales 177
Cap. 0219, Secretaría de Estado de Educación Superior, Ciencia y Tecnología 179
Cap. 0301, Poder Judicial 180
Cap. 0401, Junta Central Electoral 181
Cap. 0402, Cámara de Cuentas 182
Cap. 0998, Servicios de la Deuda Pública 183
Cap. 0999, Obligaciones del Tesoro Nacional 184

SECTOR DESCENTRALIZADO Y AUTONOMO

ANALISIS COMPARATIVO DE LA EJECUCION DEL SECTOR DESCENTRALIZADO Y AUTONOMO

Cuenta Ahorro- Inversión-Financiamiento 189
Clasificación Económica de los Ingresos 193
Clasificación Económica de los Gastos 207
Clasificación Funcional de los Gastos 218
Clasificación Objetal de los Gastos 219
Clasificación Sectorial de los Gastos 221

CUADROS GENERALES

INFORMACION GENERAL SOBRE LOS INGRESOS

Clasificación del Ingreso por Fuentes de Financiamiento, Según Instituciones 227
Clasificación Económica de los Ingresos 230

INFORMACION GENERAL SOBRE LOS GASTOS

Clasificación por Objeto y Cuenta del Gasto 235
Clasificación del Gasto por Fuentes de Financiamiento, Según Instituciones 237
Presupuestado vs. Ejecutado 240
Clasificación Objetal por Fuentes de Financiamiento 243
Clasificación Funcional del Gasto, Según Instituciones 244
Clasificación por Objeto del Gasto, Según Instituciones 249

EJECUCION DE CADA INSTITUCION DESCENTRALIZADA O AUTONOMA

Centro de Exportaciones e Inversión de la Republica Dominicana 259
Consejo Nacional de Población y Familia 267
Comisión Administrativa Aeroportuaria 275
Cruz Roja Dominicana 283
Defensa Civil..... 291
Instituto Agrario Dominicano. 299
Instituto Azucarero Dominicano..... 306
Instituto para el Desarrollo del Noroeste..... 315
Instituto Nacional de Recursos Hidráulicos. 323
Instituto para el Desarrollo del Suroeste. 331
Jardín Botánico. 339
Superintendencia de Bancos..... 346
Superintendencia de Seguros..... 355
Universidad Autónoma de Santo Domingo. 363
Instituto Dominicano de Investigaciones Agropecuarias y Forestales. 373
Museo de Historia Natural..... 381
Acuario Nacional. 389
Consejo dominicano del Café..... 397
Instituto Duartiano. 405
Comisión Nacional de Energía. 413
Instituto Nacional del Tabaco. 421
Instituto de Desarrollo y Crédito Cooperativo. 429
Fondo Especial de Desarrollo Agropecuario..... 437
Superintendecia de Valores 445
Parque Zoológico Nacional. 453
Consejo Nacional de Zonas Francas..... 461
Consejo Nacional para la Niñez y la Adolescencia. 469
Consejo Nacional de Estancias Infantiles. 477
Consejo Nacional de Asuntos Urbanos 485

INSTITUCIONES DE LA SEGURIDAD SOCIAL

Instituto Dominicano de Seguros Sociales 493
Instituto Nacional de Auxilio y Viviendas..... 503
Superintendencia de Pensiones. 511

Superintendecia de Salud y Riesgo Laboral 519
Consejo Nacional de Seguridad Social 527

INSTITUCIONES DESCENTRALIZADAS DE GOBIERNO LOCALES

Liga Municipal Dominicana 535

EMPRESAS PÚBLICAS NO FINANCIERAS

Corporación de Acueducto y Alcantarillado de Santo Domingo. 547
Corporación Estatal de Radio y Televisión 557
Corporación del Acueducto y Alcantarillado de Santiago. 565
Corporación Dominicana de Empresas Estatales Eléctricas. 573
Corporación del Acueducto y Alcantarillado de Moca. 581
Corporación del Acueducto y Alcantarillado de la Romana 589
Corporación del Acueducto y Alcantarillado de Puerto Plata 597
Consejo Estatal del Azúcar. 607
Instituto de Estabilización de Precios. 615
Instituto Nacional de Aguas Potables y Alcantarillados. 623
Corporación de Fomento Hotelero y Desarrollo del Turismo 633
Instituto Postal Dominicano. 641
Autoridad Portuaria Dominicana. 649
Lotería Nacional. 657
Instituto Nacional de la Viviendas 665

INSTITUCIONES PÚBLICAS FINANCIERAS MONETARIAS

Banco Agrícola de la República Dominicana 675

INSTITUCIONES PÚBLICAS FINANCIERAS NO MONETARIAS

Caja de Ahorros para Obreros y Monte de Piedad. 685
Corporación de Fomento Industrial. 693

ADMINISTRACION CENTRAL

DIGEPRES
Dirección General de Presupuesto

INFORMACION GENERAL SOBRE LOS INGRESOS

DIGEPRES
Dirección General de Presupuesto

DIRECCION GENERAL DE PRESUPUESTO
CLASIFICACION ECONOMICA DE INGRESOS PROGRAMADO Y EJECUTADO
ADMINISTRACION CENTRAL
AÑO 2007
(EXPRESADO EN RD$)

	PROGARAMADO	EJECUTADO
INGRESOS		
INGRESOS CORRIENTES	**214,585,418,459**	**237,883,662,198**
INGRESOS TRIBUTARIO	**203,527,929,059**	**217,104,651,798**
IMPUESTOS SOBRE LOS INGRESOS	40,656,706,744	55,232,265,045
IMPUESTOS SOBRE EL PATRIMONIO	7,285,683,100	10,271,847,119
IMPUESTOS SOBRE MERCANCÍAS Y SERVICIOS	125,410,436,515	128,207,363,273
IMPUESTOS SOBRE EL COMERCIO EXTERIOR	29,427,164,300	23,303,591,835
OTROS IMPUESTOS	747,938,400	89,584,526
INGRESOS NO TRIBUTARIOS	**11,057,489,400**	**18,895,821,056**
CONTRIBUCIONES A LA SEGURIDAD SOCIAL	**450,000,000**	**860,190,308**
CONTRIBUCIONES DE EMPLEADOS	450,000,000	860,190,308
VENTAS DE LAS ADMINISTRACIONES PÚBLICAS	**6,974,301,400**	**4,592,014,653**
VTAS. DE MERCANCÍAS DE LAS ADMS. PÚBLICAS	979,019,700	896,862,578
VTAS. DE SERVICIOS DE LAS ADMS. PÚBLICAS	5,995,281,700	3,695,152,075
RENTAS DE LA PROPIEDAD	**3,369,621,200**	**13,213,661,708**
DIVIDENDOS	132,529,000	1,058,779,591
ALQUILERES	157,261,700	72,506,396
INTERESES	11,300,400	202,666,982
CONSECIONES	3,068,530,100	11,879,708,739
TRANSFERENCIAS CORRIENTES	**70,881,000**	**6,251,927**
DEL SECTOR PRIVADO	70,881,000	6,251,927
DONACIONES CORRIENTES DEL EXTERIOR	**-**	**1,876,937,417**
DONACIONES CORRIENTES DEL EXTERIOR	-	1,876,937,417
OTROS INGRESOS	**192,685,800**	**229,954,388**
OTROS INGRESOS	192,685,800	229,954,388
INGRESOS DE CAPITAL	**4,816,316,530**	**205,714,289**
VENTA DE ACTIVOS NO FINANCIEROS	**22,472,500**	**100,551**
VENTA DE TIERRAS Y TERRENOS	20,871,200	100,551
TRANSFERENCIAS DE CAPITAL	1,601,300	
DONACIONES DE CAPITAL DEL EXTERIOR	**4,793,844,030**	**205,613,737**
DONACIONES DE CAPITAL DEL EXTERIOR	4,793,844,030	205,613,737
TOTAL INGRESOS SIN FUENTES FINANCIERAS	**219,401,734,989**	**238,089,376,486**
FUENTES FINANCIERAS	**39,077,811,541**	**33,365,688,920**
PASIVOS FINANCIEROS	**39,077,811,541**	**33,365,688,920**
DEUDA EXTERNA	32,275,811,541	28,431,676,830
DEUDA INTERNA	6,802,000,000	3,164,230,082
RECUPERACION DE PRESTAMOS		
COLOCACION DE TITULOS Y VALORES		1,769,782,008
OTRAS FUENTES FINANCIERAS	**-**	**-**
INCREMENTO DE CUENTAS POR PAGAR		
INCREMENTO DE CUENTAS POR COBRAR		
TOTALES	258,479,546,530	271,455,065,406

DIRECCION GENERAL DE PRESUPUESTO
CLASIFICACION ECONOMICA DE INGRESOS ESTIMADOS POR OFICINAS RECAUDADORAS
ADMINISTRACION CENTRAL
RECAUDADO AÑO 2007
(EXPRESADO EN RD$)

	TOTAL	OFICINAS RECAUDADORAS		
		ADUANAS	IMPUESTOS INTERNOS	TESORERIA
INGRESOS				
INGRESOS CORRIENTES	**237,883,662,197**	**52,801,997,782**	**147,359,536,856**	**37,722,127,559**
INGRESOS TRIBUTARIO	**217,104,651,798**	**52,637,243,435**	**145,977,686,167**	**18,489,722,196**
IMPUESTOS SOBRE LOS INGRESOS	55,232,265,045		55,232,265,045	
IMPUESTOS SOBRE EL PATRIMONIO	10,271,847,119		10,271,847,119	
IMPUESTOS SOBRE MERCANCÍAS Y SERVICIOS	128,207,363,274	32,895,780,942	76,940,653,400	18,370,928,932
IMPUESTOS SOBRE EL COMERCIO EXTERIOR	23,303,591,836	19,741,462,493	3,443,336,078	118,793,265
OTROS IMPUESTOS	89,584,526		89,584,526	
INGRESOS NO TRIBUTARIO.	**18,895,821,055**	**158,532,420**	**1,381,850,689**	**17,355,437,946**
CONTRIBUCIONES A LA SEGURIDAD SOCIAL	**860,190,308**	**-**	**-**	**860,190,308**
CONTRIBUCIONES DE EMPLEADOS	860,190,308			860,190,308
VENTAS DE LAS ADMINISTRACIONES PÚBLICAS	**4,592,014,653**	**158,532,420**	**1,230,709,396**	**3,202,772,837**
VTAS. DE MERCANCÍAS DE LAS ADMS. PÚBLICAS	896,862,578	74,037,635	1,581,682	821,243,261
VTAS. DE SERVICIOS DE LAS ADMS. PÚBLICAS	3,695,152,075	84,494,785	1,229,127,714	2,381,529,577
RENTAS DE LA PROPIEDAD	**13,213,661,708**	**-**	**2,048,010**	**13,211,613,698**
DIVIDENDOS	1,058,779,591			1,058,779,591
ALQUILERES	72,506,396		1,730,045	70,776,352
INTERESES	202,666,982			202,666,982
CONSECIONES	11,879,708,739		317,965	11,879,390,774
TRANSFERENCIAS CORRIENTES	**6,251,927**	**6,221,927**	**-**	**30,000**
DEL SECTOR PRIVADO	6,251,927	6,221,927		30,000
DONACIONES CORRIENTES DEL EXTERIOR	**1,876,937,417**	**-**	**-**	**1,876,937,417**
DONACIONES CORRIENTES DEL EXTERIOR	1,876,937,417			1,876,937,417
OTROS INGRESOS	**229,954,386**	**-**	**149,093,283**	**80,861,103**
OTROS INGRESOS	229,954,386		149,093,283	80,861,103
INGRESOS DE CAPITAL	**205,714,288**	**-**	**100,551**	**205,613,737**
VENTA DE ACTIVOS NO FINANCIEROS	**100,551**	**-**	**100,551**	**-**
VENTA DE TIERRAS Y TERRENOS	100,551		100,551	
TRANSFERENCIA DE CAPITAL	-			
DONACIONES DE CAPITAL DEL EXTERIOR	**205,613,737**	**-**	**-**	**205,613,737**
DONACIONES DE CAPITAL DEL EXTERIOR	205,613,737			205,613,737
TOTAL INGRESOS SIN FUENTES FINANCIERAS	**238,089,376,485**	**52,801,997,782**	**147,359,637,407**	**37,927,741,297**
FUENTES FINANCIERAS	**33,365,688,920**	**-**	**-**	**33,365,688,920**
PASIVOS FINANCIEROS	**33,365,688,920**	**-**	**-**	**33,365,688,920**
DEUDA EXTERNA	28,431,676,830			28,431,676,830
DEUDA INTERNA	3,164,230,082			3,164,230,082
RECUPERACION DE ACTIVOS FINACIEROS	-			
COLOCACION DE TITULOS Y VALORES	1,769,782,008			1,769,782,008
OTRAS FUENTES FINANCIERAS	**-**	**-**	**-**	**-**
INCREMENTO DE CUENTAS POR PAGAR	-			-
TOTALES	**271,455,065,406**	**52,801,997,782**	**147,359,637,407**	**71,293,430,217**

PESO FISCAL DOMINICANO
INGRESO ASI

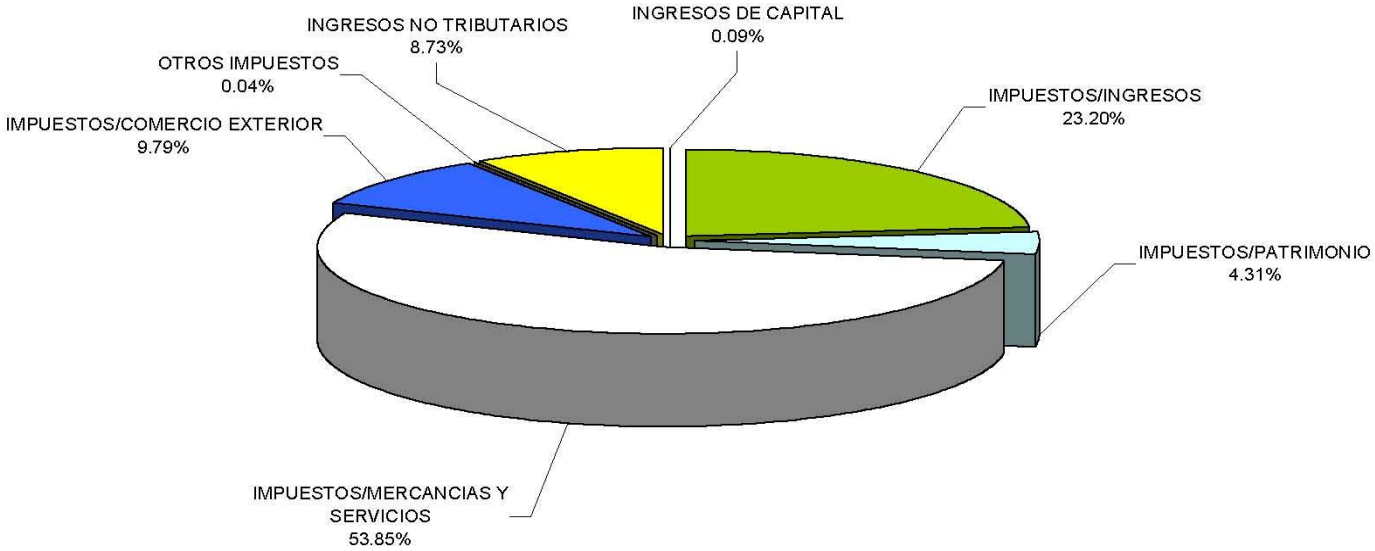

COMPOSICION PORCENTUAL INGRESOS FISCALES AÑO 2007

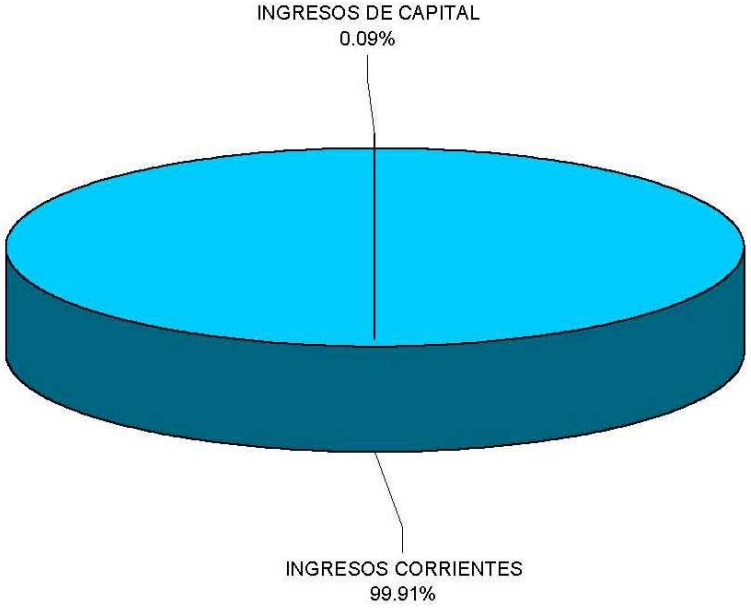

COMPOSICION DE LOS INGRESOS CORRIENTES Y DE CAPITAL AÑOS (2005-2007)

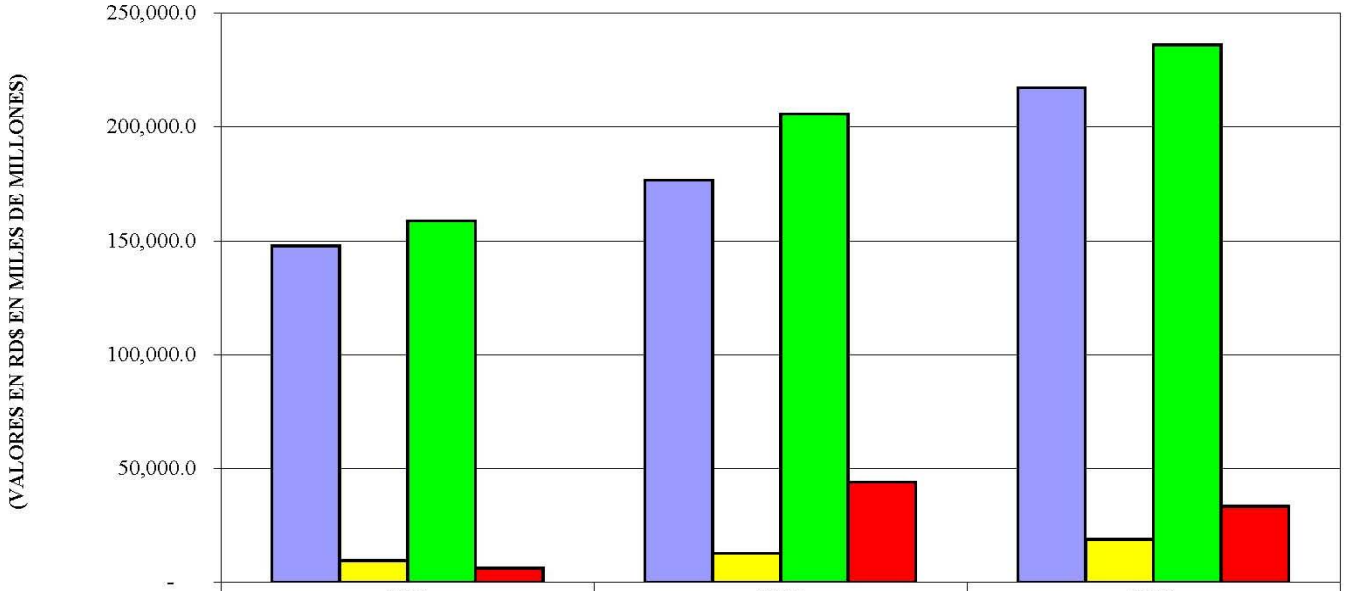

	2005	2006	2007
INGRESOS TRIBUTARIOS	147,702.8	176,662.3	217,104.7
INGRESOS NO TRIBUTARIOS	9,574.8	12,741.1	18,895.8
RECURSOS INTERNOS	158,771.2	205,642.7	236,006.8
FUENTES FINANCIERAS	6,216.9	43,918.6	33,365.7

COMPOSICION PORCENTUAL DE INGRESOS CORRIENTES AÑO 2007

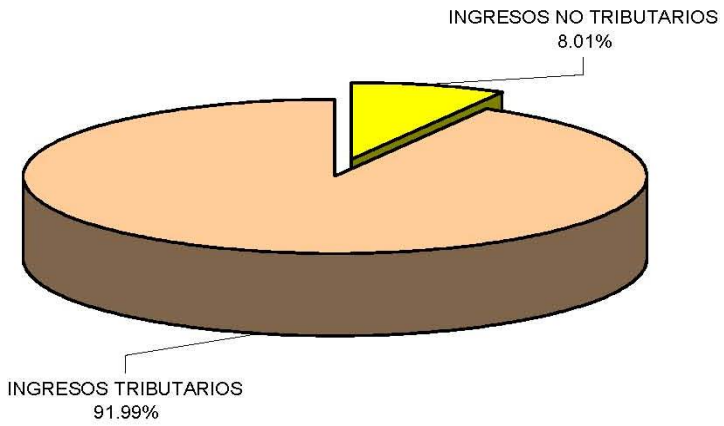

COMPOSICION PORCENTUAL DE INGRESOS FISCALES AÑO 2007

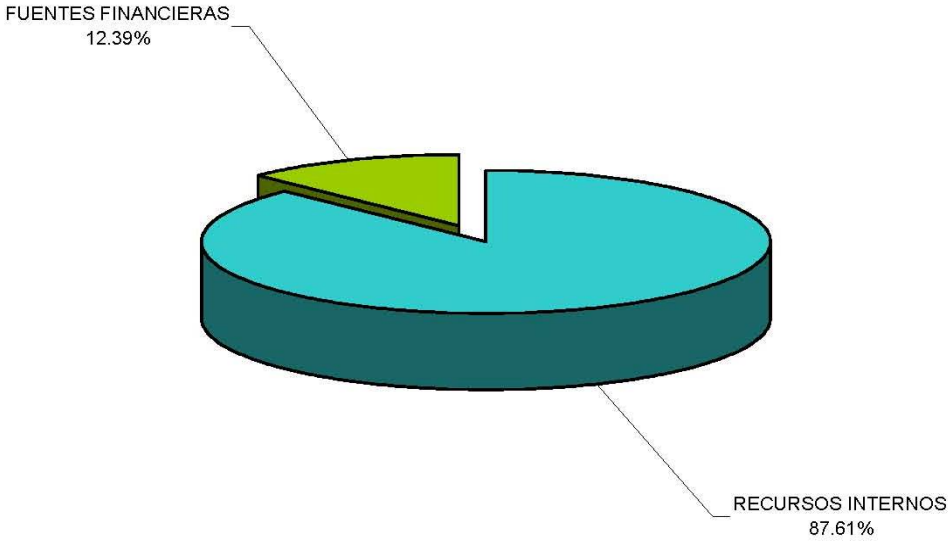

DIRECCION GENERAL DE PRESUPUESTO
CLASIFICACION ECONOMICA DE INGRESOS POR OFICINAS RECAUDADORAS
ADMINISTRACION CENTRAL
AÑO 2007
(EXPRESADO EN RD$)

	ADUANAS			IMPUESTOS INTERNOS			TESORERIA		
	PRESUPUESTADO	EJECUTADO	VARIACION %	PRESUPUESTADO	EJECUTADO	VARIACION %	PRESUPUESTADO	EJECUTADO	VARIACION %
INGRESOS									
INGRESOS CORRIENTES	**54,398.88**	**52,801.99**	**(3.02)**	**129,203.16**	**147,359.53**	**12.32**	**30,984.99**	**37,722.13**	**17.86**
INGRESOS TRIBUTARIOS	**54,267.88**	**52,637.24**	**(3.10)**	**127,596.95**	**126,584.11**	**(0.80)**	**21,663.10**	**18,489.72**	**(17.16)**
IMPUESTOS SOBRE LOS INGRESOS				40,656.71	38,981.93	(4.30)			
IMPUESTOS SOBRE EL PATRIMONIO				7,285.68	7,128.60	(2.20)			
IMPUESTOS SOBRE MERCANCÍAS Y SERVICIOS	28,562.87	32,895.78	13.17	75,184.47	76,940.65	2.28	21,663.10	18,370.93	(17.92)
IMPUESTOS SOBRE EL COMERCIO EXTERIOR	25,705.01	19,741.46	(30.21)	3,722.15	3,443.34	(8.10)		118.79	
OTROS IMPUESTOS				747.94	89.59	(734.85)			
INGRESOS NO TRIBUTRIOS	**60.15**	**158.53**	**62.06**	**1,606.21**	**20,775.42**	**92.27**	**9,321.86**	**17,355.44**	**46.29**
CONTRIBUCIONES A LA SEGURIDAD SOCIAL	**0.00**	**0.00**		**0.00**	**0.00**		**450.00**	**860.19**	**47.69**
CONTRIBUCIONES DE EMPLEADOS							450.00	860.19	47.69
VENTAS DE LAS ADMINISTRACIONES PÚBLICAS	**60.11**	**158.53**	**62.08**	**1,424.08**	**1,230.70**	**(15.71)**	**5,490.11**	**3,202.77**	**(71.42)**
VTAS. DE MERCANCÍAS DE LAS ADMS. PÚBLICAS	27.87	74.04	62.36	2.19	1.58	(38.61)	948.96	821.24	(15.55)
VTAS. DE SERVICIOS DE LAS ADMS. PÚBLICAS	32.24	84.49	61.84	1,421.89	1,229.12	(15.68)	4,541.15	2,381.53	(90.68)
RENTAS DE LA PROPIEDAD	**0.00**	**0.00**		**0.36**	**2.05**	**0.00**	**3,369.26**	**13,211.62**	**74.50**
DIVIDENDOS							132.53	1,058.78	87.48
ALQUILERES				0.36	1.73	0.00	157.26	70.78	(122.18)
INTERESES							11.30	202.67	94.42
CONSECIONES					0.32		3,068.17	11,879.39	
TRANSFERENCIAS CORRIENTES	**70.85**	**6.22**	**(1,039.07)**	**0.00**	**0.00**		**0.03**	**0.03**	**0.00**
DEL SECTOR PRIVADO	70.85	6.22	(1,039.07)				0.03	0.03	0.00
DONACIONES CORRIENTES DEL EXTERIOR	**0.00**	**0.00**		**0.00**	**0.00**		**0.00**	**1,876.94**	**100.00**
DONACIONES CORRIENTES DEL EXTERIOR								1,876.94	100.00
OTROS INGRESOS	**0.04**	**0.00**		**181.77**	**19,542.67**	**99.07**	**12.49**	**80.86**	**84.55**
OTROS INGRESOS	0.04			181.77	19,542.67	99.07	12.49	80.86	84.55
INGRESOS DE CAPITAL	**0.00**	**0.00**		**0.00**	**0.10**	**100.00**	**4,814.71**	**205.61**	**(2,241.67)**
VENTA DE ACTIVOS NO FINANCIEROS	**0.00**	**0.00**		**0.00**	**0.10**	**100.00**	**20.87**	**0.00**	(100.00)
VENTA DE TIERRAS Y TERRENOS					0.10	100.00	20.87		(100.00)
TRASNFERENCIA DE CAPITAL									
DONACIONES DE CAPITAL DEL EXTERIOR	**0.00**	**0.00**		**0.00**	**0.00**		**4,793.84**	**205.61**	**(100.00)**
DONACIONES DE CAPITAL DEL EXTERIOR							4,793.84	205.61	(100.00)
TOTAL INGRESOS SIN FUENTES FINANCIERAS	**54,398.88**	**52,801.99**	**(3.02)**	**129,203.16**	**147,359.63**	**12.32**	**35,799.70**	**37,927.74**	**5.61**
FUENTES FINANCIERAS	**0.00**	**0.00**		**0.00**	**0.00**	**0.00**	**39,077.81**	**33,365.69**	**(17.12)**
PASIVOS FINANCIEROS	**0.00**	**0.00**		**0.00**	**0.00**		**39,077.81**	**33,365.69**	**(17.12)**
DEUDA EXTERNA							32,275.81	28,431.68	(13.52)
DEUDA INTERNA							6,802.00	3,164.23	(114.97)
RECUPERACION DE ACTIVOS FINANCIEROS									
COLOCACION DE TITULOS Y VALORES								1,769.78	100.00
OTRAS FUENTES FINANCIERAS	**0.00**	**0.00**		**0.00**	**0.00**		**0.00**	**0.00**	
INCREMENTO DE CUENTAS POR PAGAR									
TOTALES	**54,398.88**	**52,801.99**	**(3.02)**	**129,203.16**	**147,359.63**	**12.32**	**74,877.51**	**71,293.43**	**(5.03)**

OFICINA NACIONAL DE PRESUPUESTO
DEPARTAMENTO DE INGRESOS Y DEUDA PUBLICA
INFORME DE INGRESOS DEL GOBIERNO CENTRAL
ENERO-DICIEMBRE AÑO 2007
(VALORES EN RD$)

OFICINAS	FONDO GENERAL	FONDOS ESPECIALES	TOTAL RECURSOS INTERNOS	RECURSOS EXTERNOS	TOTAL GENERAL
1. ADUANAS	47,282,093,009.22	5,519,904,772.65	52,801,997,781.87		52,801,997,781.87
2. TESORERIA *	13,178,548,434.10	22,666,641,708.90	35,845,190,143.00	35,448,240,075.00	71,293,430,218.00
3. IMPUESTOS INTERNOS	133,496,651,630.56	13,862,985,776.00	147,359,637,406.56		147,359,637,406.56
TOTALES	**193,957,293,073.88**	**42,049,532,257.55**	**236,006,825,331.43**	**35,448,240,075.00**	**271,455,065,406.43**

DIRECCCION GENERAL DE PRESUPUESTO

EJECUCION DEL PRESUPUESTO ANO 2007

INGRESOS EFECTIVOS ANOS 1994 AL 2007 POR OFICINAS RECAUDADORAS

(VALORES EN RDS)

AÑOS	A D U A N A S		IMP. INTERNOS		TESORERIA		TOTAL GENERAL	
	RDS	No	RDS	No	RDS	%	RDS	%
1994	7,751,651,520	37.39	7,674,781,841	37.02	5,307,245,678	25.60	20,733,679,039	100.00
1995	8,643,031,099	36.98	9,916,226,103	42.42	4,814,554,967	20.60	23,373,812,169	100.00
1996	9,194,856,261	35.36	11,511,297,826	44.27	5,298,725,044	20.38	26,004,879,131	100.00
1997	11,954,010,580	34.28	14,343,606,161	41.14	8,571,277,060	24.58	34,868,893,800	100.00
1998	13,866,254,896	35.41	16,726,499,678	42.71	8,571,382,215	21.89	39,164,136,788	100.00
1999	16,712,555,440	36.07	19,707,045,450	42.53	9,917,020,894	21.40	46,336,621,783	100.00
2000	18,488,113,214	35.26	25,609,000,904	48.84	8,334,690,483	15.90	52,431,804,601	100.00
2001	15,471,789,754	23.90	31,258,411,727	48.28	18,007,926,566	27.82	64,738,128,048	100.00
2002	18,319,128,155	24.86	34,769,962,074	46.60	21,188,960,362	28.55	74,278,050,590	100.00
2003	19,591,990,886	22.00	43,783,394,712	46.00	30,756,397,541	32.00	94,131,783,138	100.00
2004	42,975,933,548	32.00	60,630,605,306	47.00	60,630,605,306	21.00	132,645,229,466	100.00
2005	52,637,170,121	32.00	81,891,271,322	50.00	29,092,187,787	18.00	163,620,629,230	100.00
2006	51,149,438,295	22.00	110,770,447,984	48.00	71,447,620,946	30.00	233,367,507,225	100.00
2007	52,801,997,782	20.00	147,359,637,407	54.00	71,293,430,218	26.00	271,455,065,406	100.00

DIRECCION GENERAL DE PRESUPUESTO

EJECUCION DEL PRESUPUESTO ANO 2007

INGRESOS RECAUDADOS ANOS 1994 AL 2007 CLASIFICADOS POR FONDOS

(VALORES EN RDS)

ANOS	FONDO GENERAL	FONDOS ESPECIALES	SUB-TOTAL RECURSOS NACIONALES	RECURSOS EXTERNOS	TOTAL GENERAL
1994	18,613,897,547	1,640,636,331	20,254,533,878	479,145,161	20,733,679,039
1995	21,258,868,009	1,738,261,271	22,997,129,281	376,671,986	23,373,801,267
1996	23,626,384,234	1,765,835,640	25,392,219,874	228,581,256	25,620,801,130
1997	27,551,478,049	6,978,626,652	34,530,104,701	208,526,109	34,738,630,810
1998	30,248,820,995	8,801,881,134	39,050,702,129	83,389,135	39,134,091,264
1999	35,661,199,709	8,127,662,477	43,788,862,186	2,435,821,726	46,224,683,911
2000	43,845,379,760	7,102,839,727	50,948,219,487	1,483,585,114	52,431,804,601
2001	45,050,603,252	14,802,229,930	59,852,833,182	4,885,294,866	64,738,128,048
2002	49,743,538,176	15,730,203,342	65,473,741,518	8,802,309,072	74,278,050,590
2003	56,083,933,395	20,374,521,583	76,458,454,978	17,673,328,161	94,131,783,138
2004	77,329,621,757	49,155,300,907	126,484,922,664	6,160,306,802	132,645,229,466
2005	127,273,578,926	31,497,733,434	158,771,312,360	4,849,316,870	163,620,629,230
2005	127,273,578,926	31,497,733,434	158,771,312,360	4,849,316,870	163,620,629,230
2006	141,659,511,832	63,983,182,203	205,642,694,035	27,724,813,190	233,367,507,225
2007	193,957,293,074	42,049,532,258	236,006,825,331	35,448,240,075	271,455,065,406

DIRECCION GENERAL DE PRESUPUESTO
DEPARTAMENTO DE INGRESOS Y DEUDA PUBLICA
RELACION DE INGRESOS POR FUENTE COMPARATIVO AÑO 2004-2007
VALORES EN RD$

FUENTE	Partidas	2004	2005	2006	2007
	INGRESOS CORRIENTES	**123,161,873,570.0**	**156,563,626,647.9**	**189,403,436,765.8**	**237,883,662,197.7**
	INGRESOS TRIBUTARIOS	**114,299,085,583.0**	**147,702,807,699.5**	**176,662,341,125.5**	**217,104,651,798.4**
110000	**IMPUESTO SOBRE LOS INGRESOS**	**24,373,880,396.8**	**29,569,630,083.9**	**38,981,931,820.3**	**55,232,265,044.8**
111000	**Impuestos Sobre la Renta de las Personas**	**6,710,116,148.1**	**8,758,410,265.0**	**10,507,266,574.4**	**14,664,612,247.3**
111001	Impuesto sobre la Renta de las Personas.	598,663,930.8	727,203,625.9	766,080,427.8	1,041,571,078.9
111002	Impuesto Sobre la Renta Provenientes de Salarios .	4,957,359,077.0	7,106,461,438.9	7,874,995,554.6	9,413,449,277.0
111003	Impuesto Sobre Rentas Originadas en las Prestaciones de Servicios en General.	578,451,372.8	510,041,571.6	826,278,370.3	842,494,910.4
111004	Impuestos Sobre Premios	75,131,759.4	56,729,257.3	100,824,276.2	87,249,989.3
111005	Impuestos Sobre Rentas Procedentes de Alquiler y Arrendamientos	131,868,960.1	78,542,009.5	290,589,591.9	2,753,543,365.6
111006	Impuestos Sobre Retribuciones Complementarias	368,641,047.9	279,432,361.9	648,498,353.6	526,303,626.1
112000	**Impuestos Sobre Los Ingresos de las Empresas**	**11,723,420,883.5**	**15,718,058,684.5**	**16,556,055,905.9**	**29,202,812,103.6**
112001	Impuesto sobre la Renta de las Empresas .	11,630,089,944.0	15,642,250,670.7	16,454,602,691.6	29,062,819,322.4
112002	Impuesto a los Hipodromos Nacionales	16,122,429.2	3,257,197.6	448,185.2	65,283.1
112003	Impuestos a los Casinos de Juegos	77,208,353.7	72,509,239.9	101,005,025.6	139,636,801.2
112004	Impuestos Sobre las Recaudaciones de las Cias de Teléfonos	156.6	41,576.3	3.6	290,697.0
113000	**Otros Impuestos Sobre los Ingresos**	**5,940,343,365.2**	**5,093,161,134.4**	**11,918,609,340.0**	**11,364,840,693.9**
113001	Impuesto por Dividendos Pagados o Acreditados en el país	2,505,743,744.8	2,138,643,137.1	5,533,192,618.6	4,531,660,082.4
113002	Impuesto por Intereses pagados o acreditados en el exterior	286,261,235.9	117,487,717.9	273,223,070.2	404,725,433.4
113003	Impuesto por Provisión de Bienes y Servicios en General	346,933,409.5	576,039,219.4	2,161,615,263.2	2,860,487,665.3
113004	Impuesto por Otro Tipo de Renta No Especificado	255,768,943.4	209,930,437.6	316,568,112.3	351,373,573.8
113005	Impuesto por Pagos al Exterior en General	2,063,452,485.0	1,451,843,793.7	3,115,630,409.0	2,597,559,289.6
113098	Interes Indemnizatorio de los impuestos Sobre los Ingresos	188,688,475.9	269,611,657.1	206,750,719.6	194,769,470.6
113099	Recargos por Mora, multas y Sanciones Sobre los Ingresos	293,495,070.7	329,605,171.8	311,629,147.1	424,265,178.8
120000	**IMPUESTOS SOBRE EL PATRIMONIO**	**1,940,819,689.2**	**3,573,785,290.0**	**7,128,601,782.5**	**10,271,847,118.9**
121000	**IMPUESTOS SOBRE LA TENENCIA DE PATRIMONIO**	**423,748,042.3**	**1,899,083,014.7**	**4,851,897,821.6**	**6,543,127,499.7**
121001	Impuestos sobre la propiedad suntuaria y Solares Urbanos	337,754,110.3	1,691,667,821.4	1,690,922,515.8	593,756,132.1
121002	Impuestos sobre Constitución de Compañías por acciones y en Comanditas por Acciones	39,771,188.1	98,269,619.0	208,871,255.0	270,438,399.0
121003	Interés Indemnizatorio Sobre la Tenencia del Patrimonio	16,001,781.1	37,437,690.4	58,348,053.8	1,280,812,281.7
	17%Registro de Propiedad de Vehiculos			2,660,049,431.6	4,140,116,366.6
	Interés Indemnizatorio Sobre la Tenencia de Bienes			87,650,875.5	75,176,520.8
121004	Recargo por Mora, Multas y Sanciones de los Impuestos Sobre la Tenencia de Patrimonio	30,220,962.8	71,707,884.0	146,055,689.9	182,827,799.5
122000	**IMPUESTOS SOBRE LAS TRANSFERENCIAS PATRIMONIALES**	**1,517,071,646.9**	**1,674,702,275.2**	**2,276,703,960.9**	**3,728,719,619.2**
122001	Impuesto sobre Operaciones Inmobiliarias	726,285,507.7	1,410,840,995.4	1,962,739,295.3	3,290,763,742.2
122002	Impuesto sobre las Sucesiones y Donaciones	219,843,156.3	71,978,252.3	96,751,735.6	142,979,711.5
122003	Impuestos Sobre Transferencias de Bienes Muebles	550,770,072.2	173,343,676.1	184,488,671.1	251,377,928.2
	Interés Indemnizatorio Sobre la Tenencia de Bienes	2,088.3	670,809.6	2,675,782.4	2,761,377.8
122099	Recargo por Mora, Multas y Sanciones de los Impuestos Sobre las Transferencias Patrimoniales	20,170,822.4	17,868,541.9	30,048,476.6	40,836,859.5
130000	**IMPUESTOS INTERNOS SOBRE MERCANCIAS Y SERVICIOS**	**57,732,842,449.1**	**77,245,358,148.9**	**103,569,812,134.5**	**128,207,363,273.7**
131000	**Impuestos Sobre las Transferencias de Bienes y Servicios**	**30,603,226,875.7**	**41,425,369,029.8**	**53,888,430,522.3**	**66,981,639,194.9**
131001	Impuestos Transferencias de Bienes Industrializados Y Servicios (INTERNO)	18,112,231,547.7	23,840,187,216.2	28,675,518,783.9	35,712,417,100.4
	Impuestos Transferencias de Bienes Industrializados Y Servicios (EXTERNO)	11,935,043,405.8	16,766,564,321.0	24,370,881,543.4	30,900,189,266.0
131002	Impuestos Sobre Pólizas de Seguros	367,734,523.2	435,773,473.3	466,134,233.9	
131098	Interés Indemnizatorio Sobre ITBIS	77,758,480.7	165,571,527.6	146,769,342.1	108,389,479.6
131099	Recargo por Mora, Multas y Sanciones Sobre ITBIS	110,458,918.3	217,272,491.7	229,126,618.9	260,643,348.9
132000	**Impuestos Sobre Mercancías**	**23,142,253,574.1**	**27,046,893,336.8**	**38,570,828,606.3**	**47,514,997,494.8**
132001	Impuestos Selectivos a Productos Derivados del Alcohol (DGII)	1,677,714,783.30	2,243,510,655.35	2,782,984,131.82	5,039,423,423.55
	Impuestos Selectivos a Productos Derivados del Alcohol (DGA)	49,285,426.51	372,706,190.02	827,534,296.69	985,400,466.39
132002	Impuesto Selectivo a las Cervezas(DGII)	1,569,345,065.33	6,015,386,000.04	6,905,104,755.66	7,015,485,307.09
	Impuesto Selectivo a las CervezasDGA	255,423,661.20	116,546,324.14	55,727,481.15	60,457,326.58
132003	Impuesto Selectivo al Tabaco y los Cigarrillos(DGII)	1,504,525,804.4	51,229,332.0	2,459,983,488.1	3,173,256,779.0
	Impuesto Selectivo al Tabaco y los Cigarrillos(DGA)			133,782,293.3	85,491,115.3

FUENTE	Partidas	2004	2005	2006	2007
132004	Impuestoa Adicionales a los Cigarrillos(DGII)	110,784,933.4	2,243,982,445.5	49,780,320.0	24,672,515.0
	Impuestoa Adicionales a los Cigarrillos(DGA)	0.0	113,180,488.0		
132005	Impuesto Selectivo a las demás Mercancías (DGA)	1,083,852,976.4	1,048,468,431.5	1,515,135,550.1	830,908,533.3
	Impuesto Selectivo a las demás Mercancías (DGII)	25,595,149.9	9,908,954.9	1,476,459.7	261,758,170.7
132006	Impuesto Sobre Bebidas Gaseosas	985,921.7	2,584,984.0	418,828.0	230,490.9
132007	Impuesto Sobre Fosforos	7,515,986.8	9,914,577.7	9,617,820.5	10,279,611.0
132008	Impuesto Sobre Hidrocarburos(Tesoreria)	11,082,329,164.6	14,616,923,647.7	15,735,871,141.7	17,838,277,471.4
	Impuesto Sobre Hidrocarburos(DGII)			8,008,068,770.7	12,147,128,482.7
132009	Impuesto Selectivo a los Vehículos de Motor (DGA)	39,411,692.3	36,171,083.5	19,745,727.7	3,345,276.3
132010	2% Adic. a las Importaciones Banco Central.	3,539,599,521.0	96,374,887.4	778,013.5	168,693.1
	Incremento de un 30% Selectivo Tabaco y Alcohol	2,122,020,215.7			
132098	Interés Indemnizatorio Sobre Mercancías	5,081,604.4	598,954.8	2,281,555.6	3,105,727.3
132099	Recargo por Mora, Multas y Sanciones Sobre Mercancías (DGA)	60,271,196.6	67,973,773.7	57,703,937.4	26,843,471.4
	Recargo por Mora, Multas y Sanciones Sobre Mercancías (DGII)	8,510,470.5	1,432,606.5	4,834,034.8	8,764,633.7
133000	**Impuestos Sobre los Servicios**	**1,980,335,182.0**	**6,023,960,719.1**	**6,928,011,823.5**	**9,916,556,833.5**
	IMP. PARA CONTRIBUIR AL DESARROLLO DE LAS TELECOMUNICACIONES			191,467.0	
133002	Impuestos Sobre Ventas de Espectaculos Públicos	3,719,871.0	10,580,830.3	8,393,006.1	4,542,567.0
133003	Impuestos Sobre Ventas de Boletos en Estadios Deportivos	237,117.5	64,225.2		20.0
	Impuesto Sobre Cheques (ley 288-04)	890,121,074.5	3,130,427,783.4	3,553,944,163.3	3,832,530,528.9
	IMP. SELECTIVO SOBRE LAS TELECOMUNICACIONES	355,410,211.6	2,875,557,779.1	3,365,004,328.6	3,866,429,664.5
	Impuestos Selectivo Sobre Pólizas de Seguros				2,210,839,756.3
	CONTRIBUCION SOLIDARIA TRASITORIA	724,912,958.1	6,011,329.6		372,056.3
	INTERES INDEMNIZATORIO SOBRE LOS SERVICIOS	1,028,974.9	398,789.9	145,333.4	529,270.5
133099	Recargo por Mora, Multas y Sanciones Sobre los Servicios	4,904,974.4	919,981.7	333,525.1	1,312,970.1
134000	**Impuestos Sobre el Uso de Bienes y Licencias**	**2,007,026,817.2**	**2,749,135,063.2**	**4,182,541,182.5**	**3,794,169,750.5**
134001	Derecho de Circulación Vehículos de Motor (DGII)	293,341,865.9	756,414,593.5	877,948,931.1	1,387,536,439.7
	Derecho de Circulación Vehículos de Motor (DGA)	71,877,215.9	168,181,175.5	339,703,889.2	2,976,793.8
134002	Trannsacciones de Vehículos de Motor	39,758,059.6	23,725,641.2	27,119,351.7	31,409,108.8
134003	Impuesto Sobre Tramitación de Documentos	1,176,201,216.9	1,528,743,680.2	2,225,816,113.4	1,456,536,957.5
134004	Permiso por Ventas de Medicinas para ejercer Profesiones u Oficios Médicos	415,517.0	103,939.0	10,058,143.1	
134005	Permiso para Instalación de Laboratorios Industriales, Farmacéuticos y Públicos	4,305.8	1.4	300.8	10.7
134006	Permiso para Importar, Adquirir y Vender Materiales Explosivos	143,100.0	48,000.0	32,500.0	11,000.0
134007	Permiso para Venta de Alimentos para Animales	25.0		242.0	
134008	Licencias para Portar Armas de Fuego (DGII)	206,621,111.0	167,449.0	106,506.0	14,550.0
	Licencias para Portar Armas de Fuego (TN)	95,649,795.8		238,486,037.0	315,482,925.0
134009	Licencias para Importar y Negociar armas de FuegosPortar Armas de Fuego	0.0	0.0	25,592,213.0	
134010	Licencias para Manejar Vehículos de Motor	0.0	0.0	8,635,869.5	
134011	Licencias para Operar Bancas de Apuestas (TN)	48,619,836.2	160,182,200.9	204,252,812.1	217,168,535.2
	Licencias para Operar Bancas de Apuestas (DGII)	0.0	0.0	5,807.0	
134012	Licencias para Comercializar Vehículos de Motor	3,905,000.0	65,000.0		
134013	Licencias para Instalar Estaciones Radioeléctricas	0.0	0.0	0.0	
134014	Licencias para Suplidores de Máquinas Tragamonedas	2,906.0	0.0	50.0	688.0
134015	Licencias Sobre las Máquinas Tragamonedas	53,712,191.0	101,296,438.0	208,951,024.1	371,127,996.7
134016	Impuestos Sobre Inscripción en el Registro de Tierras	223,506.3	336,876.0	685,354.3	1,106,899.5
134017	Impuestos Adicional Sobre Inscripción en el Registro de Tierras	1,533,654.2	3,378,265.8	10,045,182.2	4,195,428.2
134098	Interés Indemnizatorio Sobre el Uso de bienes y Servicios	226,156.7	14,556.0	2,233.8	29,993.9
134099	Recargo por Mora, Multas y Sanciones Sobre el Uso de Bienes y Servicios	14,791,354.1	6,477,246.8	5,098,622.3	6,572,423.5
140000	**IMPUESTOS SOBRE EL COMERCIO EXTERIOR**	**30,057,817,762.0**	**37,212,940,050.4**	**26,870,627,275.3**	**23,303,591,835.6**
141000	**Impuestos Sobre las Importaciones**	**12,473,359,356.1**	**14,321,463,469.5**	**17,491,948,499.9**	**19,425,033,630.9**
141001	Impuestos Arancelarios	12,460,378,267.4	14,313,744,133.9	17,472,673,681.4	19,336,410,790.0
141002	Impuestos de Estampillas Sobre Bebidas Alcohólicas Importadas	7,724,916.5	4,810,728.7	9,321,912.5	28,729,887.7
141003	Impuestos Adicionales Sobre Bebidas Alcohólicas Importadas	4,720,076.6	2,420,892.1	9,512,934.8	59,551,622.4
141004	Impuestos Sobre Madera Importada	536,095.6	487,714.9	439,971.2	341,330.7
142000	**Impuestos Sobre las Exportaciones**	**1,338,457,625.2**	**7,554,676.1**	**68,983,681.6**	**82,507,716.8**
142001	Impuestos Sobre Ventas de Tiendas de Zonas Francas	21,590,503.0	3,348,546.2	65,739,160.1	82,238,033.4
142002	Derecho de Exportación Piedra caliza	13,199,837.1	4,206,130.0	3,244,521.5	269,683.3
142003	Recargo 5% a las Exportaciones-Bancentral.	1,303,667,285.1			
143000	**Otros Impuestos al Comercio Exterior**	**16,246,000,780.8**	**22,883,921,904.8**	**9,309,695,093.8**	**3,796,050,488.0**
143001	Impuesto a la Salida de Pasajeros al Exterior por Aeropuertos y Puertos	3,096,585,231.1	2,449,495,038.3	2,849,833,434.2	3,131,348,958.8

FUENTE	Partidas	2004	2005	2006	2007
143002	Impuestos a la Salida al Exterior por la Región Fronteriza	48,074,170.9	41,744,338.4	48,859,396.5	63,895,978.2
143003	Derechos Consulares	214,321,904.5	191,099,130.7	353,153,868.4	342,157,543.3
	Comision Cambiaria(DGA)	12,459,214,215.3	19,513,310,057.7	5,660,234,198.8	232,592,324.7
	Comision Cambiaria(DGII)			193,032.0	
143005	Impuestos Sobre Mercancías Declaradas en Depósitos	14,036,217.8	22,701,609.9	31,727,575.0	20,739,686.0
143006	Multa por Omisión Factura Consular	413,769,041.2	665,571,729.8	365,303,825.7	1,518,176.8
	Otros Impuestos del Comercio Exterior			389,763.4	3,797,820.1
150000	**OTROS IMPUESTOS**	**193,725,286.0**	**101,094,126.3**	**111,368,112.9**	**89,584,525.5**
151000	**Impuestos Diversos**	**193,725,286.0**	**101,094,126.3**	**111,368,112.9**	**89,584,525.5**
151001	Impuestos Sobre Ventas Condicionales de Muebles	31,069,299.1	39,606,901.5	51,226,731.6	44,428,082.1
151002	Impuestos por Venta Acumulativa de Bienes o Efectos Muebles e Inmuebles	973.6	5,799,905.8	10,554.3	
151003	Impuestos Sobre Constitución de Fianzas y Consignación de Valores	234,060.2	154,965.5	143,691.1	41,155.8
151004	Contribución por costo confección Placas Exoneradas	15,505.0	9,850.7		
151005	Impuestos Adicionales Sobre Varios Conceptos	162,135,630.1	55,241,950.2	59,577,898.5	44,821,634.2
151098	Interes Indemnizatorio Sobre Otros Impuestos	0.0	0.0	0.0	
151099	Recargo por Mora, Multas y Sanciones Sobre el Uso de Bienes y Servicios	269,818.0	280,552.7	409,237.3	293,653.5
	INGRESOS NO TRIBUTARIOS	**8,702,997,160.0**	**8,734,776,792.0**	**12,695,619,258.0**	**18,895,821,055.4**
200000	**CONTRIBUCION DE LA SEGURIDAD SOCIAL**	**95,144,062.0**	**37,939,416.3**	**1,220,784,306.6**	**860,190,307.6**
210000	**Seguro Salud**	**0.0**	**0.0**	**52,479,112.7**	**9,631,605.2**
211001	Contribución patronal	0.0	0.0	0.0	0.0
211002	Contribución Empleados	0.0	0.0	52,479,112.7	9,631,605.2
220000	**Seguro de pensiones**	**95,144,062.0**	**37,939,416.3**	**1,168,305,193.9**	**850,558,702.4**
221000	Contribución patronal	0.0	0.0	1,100,000,000.0	775,143,460.0
222000	Contribución Empleados	95,144,062.0	37,939,416.3	68,305,193.9	75,415,242.4
300000	**DONACIONES**	**284,760,650.3**	**276,235,374.4**	**653,212,167.9**	**2,082,551,154.1**
310000	**Donaciones Corrientes**	**126,092,312.0**	**150,552,554.3**	**639,781,810.3**	**1,876,937,416.8**
311000	**De Gobiernos Extranjeros**	**81,320,758.2**	**118,231,768.4**	**73,250,461.6**	**900,569.4**
311001	Donaciones Corrientes en Especies y Servicios	0.0	0.0	63,677,262.9	
311002	Donaciones Corrientes en Dinero	81,320,758.2	118,231,768.4	9,573,198.7	900,569.4
312000	**De Organismos Internacionales**	**44,771,553.8**	**32,320,785.9**	**566,531,348.7**	**1,876,036,847.4**
312001	Donaciones Corrientes en Especies y Servicios	0.0	0.0	92,018,188.2	2,181,524.1
312002	Donaciones Corrientes en Dinero	44,771,553.8	32,320,785.9	474,513,160.5	1,873,855,323.3
313000	**Del Sector Privado Externo**	**0.0**	**0.0**	**0.0**	**0.0**
321000	**Donaciones de Capital**	**158,668,338.3**	**125,682,820.1**	**13,430,357.6**	**205,613,737.4**
321000	**De Gobiernos Extranjeros**	**156,875,169.4**	**125,620,308.2**	**32,500.0**	**78,064,517.2**
321001	Donaciones Corrientes en Especies y Servicios	0.0	0.0	0.0	0.0
321002	Donaciones Corrientes en Dinero	156,875,169.4	125,620,308.2	32,500.0	78,064,517.2
322000	**De Organismos Internacionales**	**1,793,168.9**	**62,511.9**	**13,397,857.6**	**127,549,220.2**
322001	Donaciones Capital en Especies y Servicios	0.0	0.0	5,428,056.3	291,842.2
322002	Donaciones Capital en Dinero	1,793,168.9	62,511.9	7,969,801.3	127,257,378.1
323000	**Del Sector Privado Externo**	**0.0**	**0.0**	**0.0**	**0.0**
400000	**TRANSFERENCIAS**	**213,987,362.46**	**171,742,600.36**	**107,063,395.14**	**6,251,927.06**
410000	**Transferencias Corrientes**	**166,010,537.70**	**56,405,557.80**	**106,231,597.61**	**6,251,927.06**
411000	**Del Sector Privado Interno**	**64,029,414.7**	**56,405,557.8**	**6,231,597.6**	**6,251,927.1**
411001	Zona Franca	64,029,414.7	56,405,557.8	6,231,597.6	6,251,927.1
412000	**Del Gobierno Central**	**0.0**	**0.0**	**0.0**	**0.0**
413000	**De Instituciones Públicas Descentralizadas o Autónomas**	**46,981,123.0**			
414000	**De Instituciones de la Seguridad Social**	**0.0**	**0.0**	**0.0**	**0.0**
415000	**De Municipios**	**0.0**	**0.0**	**0.0**	**0.0**
416000	**De empresas Públicas No financieros**	**55,000,000.0**	**0.0**	**0.0**	**0.0**
416001	Lotería Nacional	55,000,000.0			
417000	**De Instituciones Públicas Financieras**	**0.0**	**0.0**	**0.0**	**0.0**
420000	**Transferencias de Capital**	**47,976,824.8**	**115,337,042.6**	**831,797.5**	**0.0**
421000	**Del Sector Privado Interno**	**995,701.8**		831,797.5	
421001	Ideal Dominicana S.a.	995,701.8			
422000	**Del Gobierno Central**	**0.0**	**0.0**	**0.0**	**0.0**
423000	**De Instituciones Públicas Descentralizadas o Autónomas**	**46,981,123.0**	**15,337,042.6**		
424000	**De Instituciones de la Seguridad Social**	**0.0**	**0.0**	**0.0**	**0.0**
425000	**De Municipios**	**0.0**	**0.0**	**0.0**	**0.0**

FUENTE	Partidas	2004	2005	2006	2007
426000	**De empresas Públicas No financieros**	**0.0**	**100,000,000.0**	**100,000,000.0**	
427000	**De Instituciones Públicas Financieras**	**0.0**	**0.0**	**0.0**	**0.0**
500000	**OTROS INGRESOS**	**8,314,744,547.4**	**8,314,744,547.4**	**10,618,631,931.1**	**17,805,677,815.9**
510000	**Venta de Mercancías del Sector Público**	**800,165,980.9**	**486,432,018.3**	**846,879,022.8**	**896,862,577.8**
511000	**Del Gobierno General**	**800,165,980.9**	**486,432,018.3**	**846,879,022.8**	**896,862,577.8**
511001	Ventas de Almonedas (Subasta Pública) (DGII)	2,862,712.7	1,004,826.4	1,670,751.0	1,355,412.0
	Ventas de Almonedas (Subasta Pública) (DGA)	2,895,595.5	153,242.2	3,790,192.6	74,037,635.2
511002	Venta de Medicamentos PROMESE	18,140.0	0.0	792,748,514.1	789,203,647.4
511003	Venta de Gacetas Oficiales	106,686.0	164,269.0	184,832.0	217,470.0
511004	Venta de Públicaciones Oficiales	49,775.0	26,760.0	18,865.0	8,800.0
511005	Venta de Chatarras	0.0	0.0	0.0	0.0
511998	Otras Ventas del Gobierno General	794,233,071.8	485,082,920.6	48,465,868.1	32,039,613.1
511999	Otros	0.0	0.0	0.0	0.0
512000	**De las Empresas Públicas No financieras**	**0.0**	**0.0**	**0.0**	**0.0**
520000	**Ventas de Servicios del Sector Público**	**3,907,856,834.2**	**4,931,896,564.6**	**4,377,675,074.0**	**3,695,152,075.1**
521000	**Del Gobierno General**	**3,905,168,060.2**	**4,931,847,859.7**	**4,377,675,009.0**	**3,695,150,620.1**
521001	Derechos Aeroportuarios	1,433,488,392.8	1,137,925,988.9	1,714,755,070.3	805,927,082.7
521002	Marcas de Fabricas y Nombre Comerciales e Industriales	618,387.0	13,706.1	100.0	55.0
521003	Patentes de Inversión	7,304.2	972,363.4	60.0	220.0
521004	Registro de Productos Farmaceuticos	17.5	155.0	60.0	0.6
521005	Servicios Judiciales	79,963.2	228,376.1	115,970.0	45,499.6
521006	Tasas Judiciales Sobre Actos Expedidos por el Poder Judicial	8,673,683.3	17,166,963.7	18,999,625.9	22,147,183.2
521007	Sellos Especiales de Divorcio	273,200.3	3,111,112.3	79,520.1	85,209.7
521008	Certificado de Inscripción por Venta de Drogas	280,306.0	489,611.2	554,550.0	567,000.0
521009	Sellos para Certificados de Salud	6,969,313.9	5,289.0		2,841.0
521010	Tasas Sobre Inmigración (TN)	2,452,291.5			
	Tasas Sobre Inmigración (DGII)	1,371,484.0	1,923,850.6	2,134,194.8	1,203,630.0
521011	Tarjetas de Turismo	1,036,997,115.1	753,203,621.8	1,033,825,591.0	1,108,241,590.2
521012	Naturalización de Extranjeros	46,700.0	80,090.0	103,500.0	78,600.0
521013	Cédula Personal de Identificación	0.0	0.0	0.0	0.0
521014	Tasas por Expedición y Renovación de Pasaportes	37,111,439.4	520,098,967.1	492,963,586.6	545,685,846.5
521015	Ventas de Formularios y Facturas Consulares (DGII)	63,100,167.7	101,835,269.5	50,442,038.7	3,717,677.9
	Ventas de Formularios y Facturas Consulares (DGA)	12,000.0	0.0	107,065.0	
521016	Tasas por Concepto de Mensuras Catastrales	11,347.7	15,363.3	4,399,232.6	5,596,382.2
521017	Análisis de Productos Farmaceuticos	54,400.3	1,125.0	480.0	35.0
521018	Servicio de Laboratorio de la SEOPC	6,020.0	26,991.1	19,565.0	108,880.0
521019	Ventas de Formularios, Incluyen Certificados Médicos	1,902,519.7	1,416,620.5	2,097,621.9	880,113.3
521020	Venta de Formularios de Aduanas	6,407,891.0	20,639,519.1	36,221,576.9	63,435,937.9
521021	Venta deSellos Pro-Parques	963,887.3	28,789,059.8	96,566,189.2	42,869,522.2
521022	Derechos Percibidos por la Oficialía Civil	126,471.5	55.0	24,010.0	94,320.0
521023	Ventas de Sellos para el Colegio de Abogados	1,360,958.0	15,920,671.2	32,972,482.3	43,723,718.6
521024	Peaje	0.0	0.0	349,245,684.8	500,403,413.5
521025	Ventas De Servicios Isla Catalina	15,110,808.7	9,665,405.0	9,879,899.9	8,813,567.6
521026	Ventas De Servicios en Juegos PANAM	0.0	0.0	0.0	
521996	Otras Ventas de Administración General	1,287,741,990.1	2,318,317,685.1	398,213,886.5	520,463,896.7
521999	Otros	0.0	0.0	133,953,447.6	21,058,396.7
522000	**De las Instituciones Públicas No Financieras**	**2,688,774.1**	**48,704.9**	**65.0**	**1,455.0**
522002	Sellos de Correo	2,687,414.1	26,162.3		
522003	Entrega y Almacenaje de Encomiendas Postales	200.0	3,582.6		
522004	Primas Sobre Valores Declarados	1,150.0	3,100.0		
522005	Intercambio de Bultos Postales	10.0	9,720.0	65.0	10.0
522006	Apartados de Correos	0.0	6,090.0		1,200.0
522007	Sellos Postales Aéreos al Exterior	0.0	50.0		245.0
522099	Otras Ventas de Empresas Públicas No Financieras	0.0	0.0		
523000	**De las Instituciones Públicas Financieras**	**0.0**	**0.0**	**0.0**	**0.0**
530000	**Rentas de Propiedad**	**3,159,792,345.1**	**2,942,542,180.8**	**5,394,077,769.3**	**13,213,661,708.1**
531000	**Dividendos por Inversiones Empresariales**	**5,950.0**	**376,534,076.0**	**1,959,297,850.1**	**1,058,779,591.0**
531001	FONPER	0.0	0.0	227,000,000.0	400,000,000.0

FUENTE	Partidas	2004	2005	2006	2007
531002	Dividendos Banco de Reservas	0.0	0.0	0.0	585,000,000.0
531003	Dividendos Refinería de Petróleo	0.0	376,527,276.0	1,732,291,046.1	
531004	Dividendos OPUVISA	0.0	0.0	0.0	7,224.0
531099	Otros Dividendos	5,950.0	6,800.0	6,804.0	73,772,367.0
532000	**Intereses**	**0.0**	**546,159,881.7**	**0.0**	**202,666,981.9**
532001	Intereses Percividos	0.0	546,159,881.7		202,666,981.9
533000	**Derechos Sobre Bienes Intangibles**	**0.0**	**0.0**	**0.0**	**0.0**
534000	**Alquileres**	**30,524,024.1**	**10,662,343.4**	**156,561,578.2**	**72,506,396.2**
534001	Arrendamientos de Bienes Inmuebles	30,524,024.1	10,662,343.4	156,561,578.2	72,506,396.2
534002	Arrendamientos de Bienes muebles	0.0	0.0	0.0	0.0
535000	**Conseciones**	**3,129,262,371.0**	**2,009,185,879.7**	**3,278,218,341.1**	**11,879,708,739.0**
535001	Permisos Para Explotar Yacimientos Mineros	223,742.4	156,373.7	201,679.0	317,965.2
535002	Conseción para Explotar Falconbrigde	3,129,038,628.6	2,009,029,506.0	3,278,016,662.1	11,879,390,773.8
590000	**Ingresos Diversos**	**75,458,919.0**	**116,463,681.7**	**128,304,491.7**	**229,952,931.9**
591000	**Recargos**	**0.0**	**0.0**	**0.0**	**0.0**
592000	**Multas**	**26,948,838.8**	**67,953,601.5**	**128,176,217.1**	**121,155,725.5**
592001	Multas Tribunales	337,879.0	3,089,445.1	2,196,350.1	626,118.1
592002	Multas Carreteras	2,423,118.1	12,656,087.9	11,319,532.3	3,377,605.3
592003	Multas Ley Forestal	23,826.8	2,479.5	12,806.0	0.7
592004	Multas Violación Ley Sobre Drogas y Narcóticos	997,189.4	6,589,196.3	4,289,989.5	1,564,700.1
592005	Multas por Delito, Evasión e Incumplimientos al Código Tributario	15,699,600.2	40,439,989.8	70,938,803.2	90,368,931.2
592006	Multas por Violación a la Ley de la Seguridad Social	131,331.5	36,123.9	34,508.0	
592999	Otras Multas	6,456,550.3	4,787,092.8	4,030,467.8	1,030,488.3
	Otras Multas (TN)	879,343.5	353,186.3	665,013.3	876,057.8
	Otros Ingresos			34,688,747.0	23,311,824.1
593000	**Contribuciones**	**0.0**	**0.0**	**0.0**	**0.0**
599000	**Otros Ingresos No Identificados**	**48,510,080.2**	**48,510,080.2**	**128,274.5**	**17,000,983.5**
599001	Reintegro de Presupuesto Liquidado	212,640,228.1	215,682.2	83,703.2	16,970,235.9
	Otros Ingresos por Especificar:			44,571.3	30,747.6
599099	**Otros Ingresos No Especificados**	**207,340,319.4**	**71,544,329.4**	**27,656,688.5**	**91,796,223.0**
	Misceláneos (Varias Leyes) (TN)	0.0	0.0	2,974,222.7	
	Misceláneos (Varias Leyes) (DGII)	207,340,319.4	71,544,329.4	24,682,465.8	91,796,223.0
	Misceláneos (Varias Leyes) (DGA)	0.0	0.0	0.0	0.0
	INGRESOS DE CAPITAL	**159,790,826.9**	**126,042,156.4**	**45,476,382.3**	**205,714,288.2**
600000	**ACTIVOS NO FINANCIEROS**	**1,122,488.6**	**359,336.4**	**31,214,227.2**	**100,550.9**
610000	**Ventas de Activos Fijos e Intangibles**	**1,122,488.6**	**359,336.4**	**31,214,227.2**	**100,550.9**
611000	**Venta de Terrenos**	**1,089,253.7**	**74,321.8**	**31,204,627.2**	**100,550.9**
611001	Venta de Terrenos(TN)	755,112.0	74,321.8	31,204,029.4	
	Misceláneos (Varias Leyes) (DGII)	334,141.7		597.8	100,550.9
612000	**Venta de Edificios**	**0.0**	**0.0**	**0.0**	**0.0**
613000	**Venta de Muebles y Equipos**	**33,234.9**	**285,014.6**	**9,600.0**	
613001	Venta de Muebles y Equipos	33,234.9	285,014.6	9,600.0	
614000	**Venta de Semovientes**	**0.0**	**0.0**	**0.0**	**0.0**
615000	**Ventas de Activos Intangibles**	**0.0**	**0.0**	**0.0**	**0.0**
619000	**Ventas de Otros Activos Fijos**	**0.0**	**0.0**	**(287,157.3)**	130,514.3
	FUENTES FINANACIERAS	**9,483,355,896.1**	**6,930,960,426.0**	**43,918,594,076.6**	**33,365,688,920.1**
700000	**ACTIVOS FINANCIEROS**	**2,707,809,743.6**	**300,000,000.0**	**258,194,970.4**	**0.0**
710000	**Recuperación de Préstamos Internos**	**2,707,809,743.6**	**300,000,000.0**	**258,194,970.4**	**0.0**
711000	Recuperación de Préstamos de Corto Plazo del Sector Privado	2,707,809,743.6			
712000	Recuperación de Préstamos de Corto Plazo del Sector Público	0.0	0.0	0.0	0.0
712001	Bonos	0.0	0.0	0.0	0.0
713000	Recuperación de Préstamos de largo Plazo del Sector Privado	0.0	0.0	258,194,970.4	
714000	Recuperación de Préstamos de largo Plazo del Sector Público	0.0	300,000,000.0		
720000	**Ventas de Titulos y Valores**	**0.0**	**0.0**	**0.0**	**0.0**
721000	Venta de Titulos y valores Internos de Corto Plazo	0.0	0.0	0.0	0.0
722000	Venta de Titulos y valores Internos de largo Plazo	0.0	0.0	0.0	0.0
723000	Venta de Titulos y valores Externos de Corto Plazo	0.0	0.0	0.0	0.0
724000	Venta de Titulos y valores Externos de Largo Plazo	0.0	0.0	0.0	0.0
730000	**Venta de Acciones y Participaciones de Capital**	**0.0**	**0.0**	**0.0**	**0.0**

FUENTE	Partidas	2004	2005	2006	2007
731000	Ventas de Acciones y Participaciones Internas	0.0	0.0	0.0	0.0
732000	Ventas de Acciones y Participaciones Externas	0.0	0.0	0.0	0.0
740000	**Disminución de Otros Activos Financieros**	**0.0**	**0.0**	**0.0**	**0.0**
741000	Disminución de caja y Bancos	0.0	0.0	0.0	0.0
742000	Disminución de cuentas por cobrar a Corto Plazo	0.0	0.0	0.0	0.0
743000	Disminución de cuentas por cobrar a Largo Plazo	0.0	0.0	0.0	0.0
800000	**PASIVOS FINANCIERO**	**6,775,546,152.5**	**6,630,960,426.0**	**43,660,399,106.2**	**33,365,688,920.1**
810000	**Obtención de Préstamos Internos**	**0.0**	**0.0**	**5,651,254,214.0**	**3,164,230,082.1**
811000	**Otención de Préstamos a Corto Plazo del Sector Privado**	**0.0**	**0.0**	**0.0**	**0.0**
812000	**Otención de Préstamos a Corto Plazo del Sector Público**	**0.0**	**2,057,878,935.0**		
813000	**Otención de Préstamos a Largo Plazo del Sector Privado**	**0.0**	**0.0**	**4,092,639,000.0**	
814000	**Otención de Préstamos a Largo Plazo del Sector Público**	**904,332,600.0**	**714,019,901.2**	**1,558,615,214.0**	**3,164,230,082.1**
820000	**Obtención de Préstamos Externos**	**0.0**	**3,859,061,589.7**	**27,071,601,022.0**	**28,431,676,829.8**
821000	**Otención de Préstamos a Corto Plazo del Sector Privado**	**0.0**	**0.0**	**0.0**	**0.0**
822000	**Otención de Préstamos a Corto Plazo a Organismos Internacionales**	**0.0**	**0.0**	**0.0**	**0.0**
823000	**Otención de Préstamos a Corto Plazo de Gobiernos Extranjeros**	**0.0**	**0.0**	**0.0**	**0.0**
824000	**Otención de Préstamos a Largo Plazo del Sector Privado**	**0.0**	**0.0**		
825000	**Otención de Préstamos a Largo Plazo a Organismos Internacionales**	**4,343,780,533.5**	**1,731,272,331.6**	**16,012,214,542.7**	**19,963,076,258.6**
826000	**Otención de Préstamos a Largo Plazo de Gobiernos Extranjeros**	**0.0**	**2,127,789,258.1**	**11,059,386,479.3**	**8,468,600,571.2**
830000	**Colocación de Titulos y Valores**	**0.0**	**0.0**	**10,937,543,870.2**	**1,769,782,008.2**
831000	**Colocación de Titulos y Valores Internos de Corto Plazo**	**0.0**	**0.0**	**0.0**	**0.0**
832000	**Colocación de Titulos y Valores Internos de Largo Plazo**	**0.0**	**0.0**	**0.0**	**0.0**
833000	**Colocación de Titulos y Valores Externas de Corto Plazo**	**0.0**	**0.0**	**1,056,997,382.6**	**1,769,782,008.2**
834000	**Colocación de Titulos y Valores Externas de Largo Plazo**	**1,527,433,019.0**	**0.0**	**9,880,546,487.6**	
834001	Bonos Soberanos	1,527,433,019.0			
840000	**Incremento de Pasivos con Proveedores**	**0.0**	**0.0**	**0.0**	**0.0**
841000	**Incremento de Cuentas por Pagar Internas, de Corto Plazo**	**0.0**	**0.0**	**0.0**	**0.0**
842000	**Incremento de Cuentas por Pagar Internas, de Largo Plazo**	**0.0**	**0.0**	**0.0**	**0.0**
843000	**Incremento de Cuentas por Pagar Externas, de Corto Plazo**	**0.0**	**0.0**	**0.0**	**0.0**
844000	**Incremento de Cuentas por Pagar Externas, de Largo Plazo**	**0.0**	**0.0**	**0.0**	**0.0**
	TOTAL DE INGRESOS FISCALES	132,645,229,466.1	163,620,629,230.3	233,367,507,224.7	271,455,065,406.0
891000	DEPOSITOS A CARGO DEL ESTADO	629,319,236.9	731,876,669.0	1,082,231,379.6	1,120,072,756.7
	TOTAL DE INGRESOS FISCALES	133,274,548,703.0	164,352,505,899.3	234,449,738,604.3	272,575,138,162.7

REPUBLICA DOMINICANA
DIRECCION GENERAL DE PRESUPUESTO
EJECUCION DE INGRESOS AÑO 2007
DETALLE DE LOS INGRESOS RECAUDADOS POR TIPO DE FONDOS
(VALORES EN RD$)

FONDO	DETALLE	RECAUDACION FISCAL
100	**FONDO GENERAL**	**193,957,293,073.88**
1000	**FONDOS ESPECIALES**	**42,049,532,257.55**
1644	IMP.ADIC.DE REG.DE TIERRAS,LEY NO.370	4,125,132.02
1860	SELLOS ESP. COL.DE ABOGADOS S/LEY 91	38,369,051.57
1796	APORTES 4% Y 2% D/LOS SUELDOS EMP.PUBLIC	860,187,594.50
1909	FONDO ESP.SOSTENIMIENTO INST. POSTAL D.	1,455.00
1920	REEMBOLSO APORTE DE ZONAS FRANCAS	1,173,900,000.00
1954	PAGO DE LA DEUDA EXTERNA.	17,360,126,929.60
1955	LEY10% FONDO 100,LIGA MUNICIPAL DOM.	13,553,859,871.47
1956	0.25% PARA LOS PARTIDOS POLITICOS	296,839,482.00
1958	30% LIQUIDACION CIA.DE SEGUROS	92,754,456.33
1961	FONDO P.MANT.REP.Y CONST.AUT.CAR. Y PTES	500,403,413.54
1963	FONDO DEL 50% REC. BANCAS DE APUESTAS.	217,168,535.23
1970	FONDO DE PROM.DE REP. DOM.EN EL EXTERIOR	443,382,703.75
1972	INSTITUTO DEL TABACO DE LA REP.DOM.	224,868,272.04
1973	FOMENTO DE LA INDUSTRIA LECHERA.	120,000,000.00
1974	FOM.DE PROG.DE ENERG.ALT.Y AHOR.DE ENERG	478,150,541.75
1999	FONDO ESPECIAL PARA CUBRIR FALTAS DE APROPIACION PRESUESTARIA 2005	36,404,898.52
2018	FONDO ESPECIAL POR INTERES EN INVERSIONES FINANCIERAS.	202,666,981.90
2019	FONDO ESPECIAL PARA CUBRIR FALTAS DE APROPIACION PRESUESTARIA 2005	85,600,000.00
2036	ACUERDO BOULEVARD TURISTICO DEL ESTE	124,973,100.00
2039	FONDO ESPECIAL PARA CUBRIR FALTAS DE APROPIACION PRESUESTARIA	5,482,919,772.97
2042	FONDO ESPECIAL PARA LAS AREAS PROTEGIDAS.	3,915,032.68
2043	FONDO ESPECIAL PARA REEMBOLSOS TRIBUTARIO	645,000,000.00
2047	FONDO ESPECIAL PARA CUBRIR NECESIDADES FINANCIERAS	100,000,000.00
2042	FONDO ESPECIAL PARA LAS AREAS PROTEGIDAS.	3,915,032.68
	RECURSOS EXTERNOS	**35,448,240,075.00**
347	PROYECTO METRO SANTO DOMINGO-OPRET	5,860,682,638.17
357	FIV/PR-RD-26-284L. TRANSMISION NOROESTE Y NORTE	47,935,129.77
365	PREST. KFW-95-66-284L. TRANSMISION NOROESTE Y NORTE.	1,142,320.36
372	F. DESTINADO MANT.Y REHAB.CAMINO VEC. II	169,642,304.65
375	PROY.PEQ.PRO.PROP.PREST.N0.495-DO	34,831,327.51
378	AFD/CDO100901 APOYO PROG. PLAN SIERRA	248,617.86
383	PROG. DE APOYO A LA MODER. DEL PODER EJECUTIVO	159,820,107.75
385	BID/1183/OC-DR PROY. JUVENTUD Y EMPLEO	16,539,286.84
395	PROY. DE REFORMA Y MODER. DE AGUA POTABLE	72,454,124.90
397	PROY.APO REF.TELEC.CONV.PREST.NO 4505-DO	971,652.22
398	PROY.PREV.CONT VIH/SIDA PREST.7065-DO	261,679,963.66
402	PROG.MULT DE MOD.ED.MED FA.CONV 1289-OC	222,705,946.95
404	PROY. DE MEJORAMIENTO DE LA CALIDAD DEL CAFÉ DOMINICANO.	184,260,493.34
405	PROY. DE APOYO A LA TRASICCION COMPETITIVA Y AGROALIMENTARIA	571,239,930.03
411	PROGRAMA MULTIFASE PARA LA EQUIDAD DE LA EDUCACION BASICA-FASE I	430,974,298.77
412	BIRF 7144-DO EDUCACION INICIAL SEE	201,394,187.45
417	ACUERDO DE COOPERACION ENERGETICA DE CARACAS.	8,337,034,845.15
418	BID-1474/OC-DR PROGRAMA DE INNOVACIO PARA EL DESARROLLO DE VENTAJAS COMPETITIVAS .	51,486,143.88
419	BIRF-7185-DR PROGRAMA DE APOYO A LA REFORMA DEL SECTOR SALUD.	197,402,680.70
428	DEUTSCH BANK/MERC. FRIGORIFICOS E INVERN.PROMEFRIN	213,317,154.12
432	CONSTUCCION ACUEDUCTO DE BARAHONA	373,505,224.21
435	OPTIMIZACION Y MODERNIZACION DEL ACUEDUCTO DE STO.DGO CAASD-TAHAL.	900,569,035.93
438	APOYO A LA REFORMA PENSIONAL PRESTAMO 1453OC-DR.	17,056,239.39
439	AMPLIACION ACUEDUCTO LINEA NOROESTE	1,433,685,501.95
443	CONSTRUCCION CENTRAL HIDROELECTRICA PINALITO.PROV.LA VEGA 049046290-DO.	466,857,181.52
445	MINICENTRALES HIDROELECTRICAS-FASE 11	592,606,876.49
447	CONST. LINEA DE TRANSMISION 138KV 2DO ANILLO DE STO.DGO.	99,586,894.39
449	PROYECTO DE ASISTENCIA TECNICA AL SECTOR ENERGIA(PREST.NO 7217-DO)	37,896,662.53
452	FORTALECIMIENTO DEL SISTEMA BANCARIO 1498/OC-DR	64,526,162.05
454	CONSTUCCION ACUEDUCTO DE NAGUA.	640,931,207.63
456	CONST. LINEA DE TRANSMISION Y SUBESTACION(CDEE)	2,530,440,806.70
457	PROGRAMA DE REFORMA AL SECTOR ELECTRICO CONVENIO DE PRESTAMO	1,669,805,000.00
458	BID 1511-OC/DR PROY. DE FORTALECIMIENTO DE LA GESTION DE COMERCIO EXTERIOR	22,554,664.16
459	PROGRAMA DE MERCADOS LABORALES Y TRANSFERENCIAS SOCIALES PREST.BID 1693/OC-DR	11,746,768.38
460	PROGRAMA DE ASISTENCIA TECN. AL SECTOR FINANCIERO PREST.BIRF 7216-DO	37,150,128.44
461	PREST. SISTEMA DE RIEGO AZUA 11 EXIBANK.	510,606,899.10
462	FORTALECIMIENTO DEL SISTEMA DE BENEFICIARIOS PREST.1693/OC-DR	2,033,649.60
463	PROGRAMA DE REFORMA DE LA GESTION SOCIAL (BID-1806/OC-DR)	1,668,045,000.00

660	KFW/SN.PROY.MAN.YCONS.CUENCA RIO YAQUE N	57,722,987.66
674	TRANSVERSALIZACION DE POLITICA PUBLICAS CON PERSPECTIVAS DE GENERO (AECI)	21,951.18
676	PROG. DE CONSTRUCCION DE ESCUELA BASICA II	96,552,916.45
684	GFT DMR-202-GO-GO1-H-00 REPUESTA NACIONAL AL SIDA	322,049,562.04
686	FORTALECIMIENTO DEL SISTEMA DE INVERSION PUBLICA ATN/JF-8717-DR	5,735,663.80
695	PROYECTO BINACIONAL DE REABILITACION DE LA CUENCA DE ARTIBONITO	852,818.14
700	PROYECTO COORDINACION DE POLITICA FISCAL Y SOCIAL	4,583,979.48
703	PROGRAMA DE AOYO A LA REFORMA Y MODERNIZACION DEL ESTADO (PARME)	82,517,801.12
705	DESARROLLO DE LA EDUCACION Y TECNICA PROFECIONAL	35,669,278.88
711	RECUPERACION Y RECICLAJE DE GASES REFRIGERANTES (PROY.MACREFRICOM)	51,048.75
713	FORTALECIMIENTO LOCALES DE GESTION AMBIENTAL.	55,565.74
714	PROGRAMA DE DESARROLLO CIENTIFICO Y TECNOLOGICO.	31,692,795.00
716	DIAGNOSTICO DE SEGURIDADACIUDANA Y JUSTICIA ATS/SF/8807/DR.	291,842.15
718	MEJORA DE LA GESTION DEL LAGO ENRIQUILLO.	122,902.52
719	APOYO A LA PEQUEÑA Y MEDIANA EMPRESA(PROEMPRESA)	56,505,674.68
721	APORTE PARA EL DESARROLLO DE LA PARTE ALTA DE DAJABON Y ELIAS PIÑA.	42,502.11
724	PROGRAMA DE PRESTAMOS AGROPECUARIOS, AGROINDUSTRIALES Y COMERCIALES. (PRESAAC).	9,257,756.46
726	PROGRAMA DE CONTROL Y ERRADICACION DE LA PESTE PORCINA CLASICA.	1,623,510.34
731	FORTALECIMIENTO DEL PROGRAMA DE FORTFICACION DE ALIMENTOS CON MICRO-NUTRIENTES TF054021	2,263,407.62
735	PROY. DE REM. Y EQUIP. DE LOS DEPT. DE REL. BILATERALES Y CUMBRE DE LA SUB DE ESTADO PARA POLITICA	13,593,409.29
736	FORTALECIMIENTO DE LA SUBSECRETARIA TECNICA PARA LA COOPERACION INTERNACIONAL	15,172,203.71
737	PREV. DEL EMBARAZO EN ADOLECENTE Y FORTALECIMIENTO DE ASIST. MEDICA PARA LAS MUJERES JOVENES.	2,130,475.39
739	APOYO PRESUPUESTO RECURSOS UNION EUROPEA.	905,329,085.00
740	PROG. DE APOYO A POLITICA SECTORIAL EN EDUCACION (9 ACP DO 018)	432,352,000.00
741	PROG. DE DESARROLLO TECNOLOGICO AGROPECUARIO DEL SUR.	16,999,440.00
742	APOYO A LOS PRODUCTORES DE CAFE DE LA REGION SUR DE LA REP. DOM .	3,952,369.80
1954	PAGO DEUDA EXTERNA	301,717,680.85
2008	EMISION DE BONOS PARA CUBRIR ATRASOS CON SUPLIDORES	1,769,782,008.16
2045	FONDO FINANCIAMIENTO INTERNO, BANCO DE RESERVAS	3,164,230,382.13
	TOTAL GENERAL	**271,455,065,406.43**

GOBIERNO CENTRAL

DIGEPRES
Dirección General de Presupuesto

INFORMACION GENERAL SOBRE LOS EGRESOS

DIGEPRES
Dirección General de Presupuesto

EL PESO FISCAL DOMINICANO
EGRESO ASI

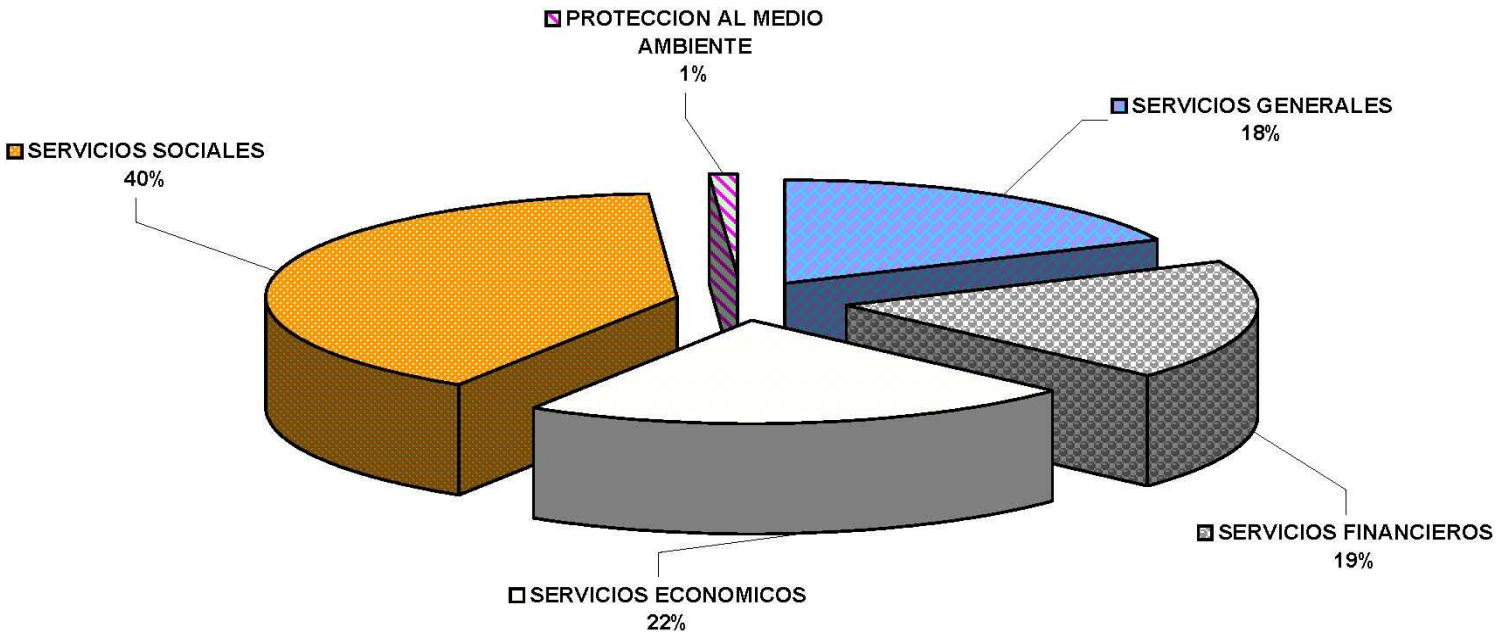

CLASIFICACION ECONOMICA DE GASTOS

ADMINISTRACION CENTRAL
DEVENGADO

Fuente Inic. : 10 Hasta 99

Al: 30/04/2008
(VALORES EN RD$)

CUENTA	DENOMINACION	PRESUPUESTO VIGENTE (1)	EJECUTADO (2)	% (3 = 2/1)
21	**GASTOS CORRIENTES**	**173,766,589,421.62**	**173,733,075,684.97**	**99.98%**
212	**GASTOS DE CONSUMO**	**79,848,947,607.39**	**79,123,861,107.54**	**99.09%**
2121	REMUNERACIONES A EMPLEADOS	47,832,899,607.80	47,673,066,540.86	99.67%
21211	SERVICIOS PERSONALES	44,865,684,891.91	44,734,942,022.58	99.71%
21212	CONTRIBUCIONES A LA SEGURIDAD SOCIAL	2,967,214,715.89	2,938,124,518.28	99.02%
2122	BIENES Y SERVICIOS	32,016,047,999.59	31,450,794,566.68	98.23%
21221	SERVICIOS NO PERSONALES	13,980,102,891.09	13,823,311,173.88	98.88%
21222	MATERIALES Y SUMINISTROS	18,033,032,608.49	17,627,483,392.80	97.75%
21223	IMPREVISTOS Y EMERGENCIAS	2,912,500.01	0.00	0.00%
213	**INTERESES**	**15,707,337,936.23**	**16,649,506,972.39**	**106.00%**
2131	INTERESES DEUDA INTERNA	3,535,924,210.23	3,746,962,859.54	105.97%
2132	INTERESES DEUDA EXTERNA	11,882,891,587.00	12,604,423,749.78	106.07%
2133	COMISIONES DEUDA PÚBLICA	288,522,139.00	298,120,363.07	103.33%
214	**PRESTACIONES SOCIALES**	**9,736,336,948.85**	**9,660,237,478.20**	**99.22%**
2141	PRESTACIONES DE LA SEGURIDAD SOCIAL	9,736,336,948.85	9,660,237,478.20	99.22%
215	**TRANSFERENCIAS CORRIENTES**	**68,473,966,929.15**	**68,299,470,126.84**	**99.75%**
2151	AL SECTOR PRIVADO	11,496,877,214.97	11,447,265,153.20	99.57%
2152	AL SECTOR PÚBLICO	56,797,516,328.11	56,673,527,520.75	99.78%
2153	DONACIONES CORRIENTES AL EXTERIOR	179,573,386.07	178,677,452.89	99.50%
22	**GASTOS DE CAPITAL**	**65,609,286,541.56**	**60,660,932,192.77**	**92.46%**
221	**INVERSIÓN REAL DIRECTA**	**42,132,476,973.32**	**38,094,049,696.63**	**90.41%**
2211	MAQUINARIAS Y EQUIPOS	2,706,910,596.67	2,604,307,389.84	96.21%
2212	CONSTRUCCIONES	11,169,169,339.60	10,588,219,196.14	94.80%
2213	INVERSION EN PROYECTO	27,438,572,190.17	24,104,484,878.60	87.85%
22131	SERVICIOS PERSONALES	1,114,869,125.18	811,911,498.35	72.83%
22132	BIENES Y SERVICIOS	3,219,576,834.55	2,277,657,553.95	70.74%
22133	ACTIVOS NO FINANCIEROS	23,104,126,230.44	21,014,915,826.30	90.96%
2214	BIENES PREEXISTENTES	252,902,519.68	245,622,952.26	97.12%
2215	OTROS ACTIVOS NO FINANCIEROS	552,920,098.32	551,415,279.79	99.73%
2216	IMPREVISTOS Y EMERGENCIAS	12,002,228.88	0.00	0.00%
223	**TRANSFERENCIAS DE CAPITAL**	**23,476,809,568.24**	**22,566,882,496.14**	**96.12%**
2231	AL SECTOR PRIVADO	23,500,000.00	23,500,000.00	100.00%
2232	AL SECTOR PÚBLICO	23,453,309,568.24	22,543,382,496.14	96.12%
TOTAL GASTOS		**239,375,875,963.18**	**234,394,007,877.74**	**97.92%**
23	**APLICACIONES FINANCIERAS**	**42,361,094,768.88**	**41,524,729,245.81**	**98.03%**
231	**ACTIVOS FINANCIEROS**	**541,632,717.00**	**571,521,746.19**	**105.52%**
2311	CONCESIÓN DE PRÉSTAMOS	188,967.00	0.00	0.00%
2313	COMPRA DE ACCIONES Y PARTICIPACIONES DE CAPITAL	541,443,750.00	530,438,667.50	97.97%
2314	ANTICIPOS FINANCIEROS	0.00	41,083,078.69	0.00%
232	**PASIVOS FINANCIEROS**	**34,655,484,973.88**	**35,024,380,178.48**	**101.06%**
2321	AMORTIZACIÓN DEUDA INTERNA	9,192,023,124.88	9,191,487,578.11	99.99%
23212	AMORTIZACIÓN DE PRÉSTAMOS INTERNOS	9,192,023,124.88	9,191,487,578.11	99.99%
2322	AMORTIZACIÓN DEUDA EXTERNA	25,463,461,849.00	25,832,892,600.37	101.45%
23222	AMORTIZACIÓN DE PRÉSTAMOS EXTERNOS	25,463,461,849.00	25,832,892,600.37	101.45%
233	**OTRAS APLICACIONES FINANCIERAS**	**7,163,977,078.00**	**5,928,827,321.14**	**82.76%**
2331	INCREMENTO DE OTROS ACTIVOS FINANCIEROS	1,834,000,000.00	0.00	0.00%
2332	DISMINUCIÓN DE CUENTAS POR PAGAR	5,329,977,078.00	3,491,761,833.59	65.51%
2333	DISMINUCION DE FONDOS DE TERCEROS	0.00	1,055,894,334.52	0.00%
2334	DISMINUCION DE DEUDA FLOTANTE	0.00	1,381,171,153.03	0.00%
TOTAL APLICACIONES FINANCIERAS		**42,361,094,768.88**	**41,524,729,245.81**	**98.03%**
TOTAL GENERAL		**281,736,970,732.06**	**275,918,737,123.55**	**97.93%**

DISTRIBUCION ECONOMICA DE LOS GASTOS ASIGNADOS 2007

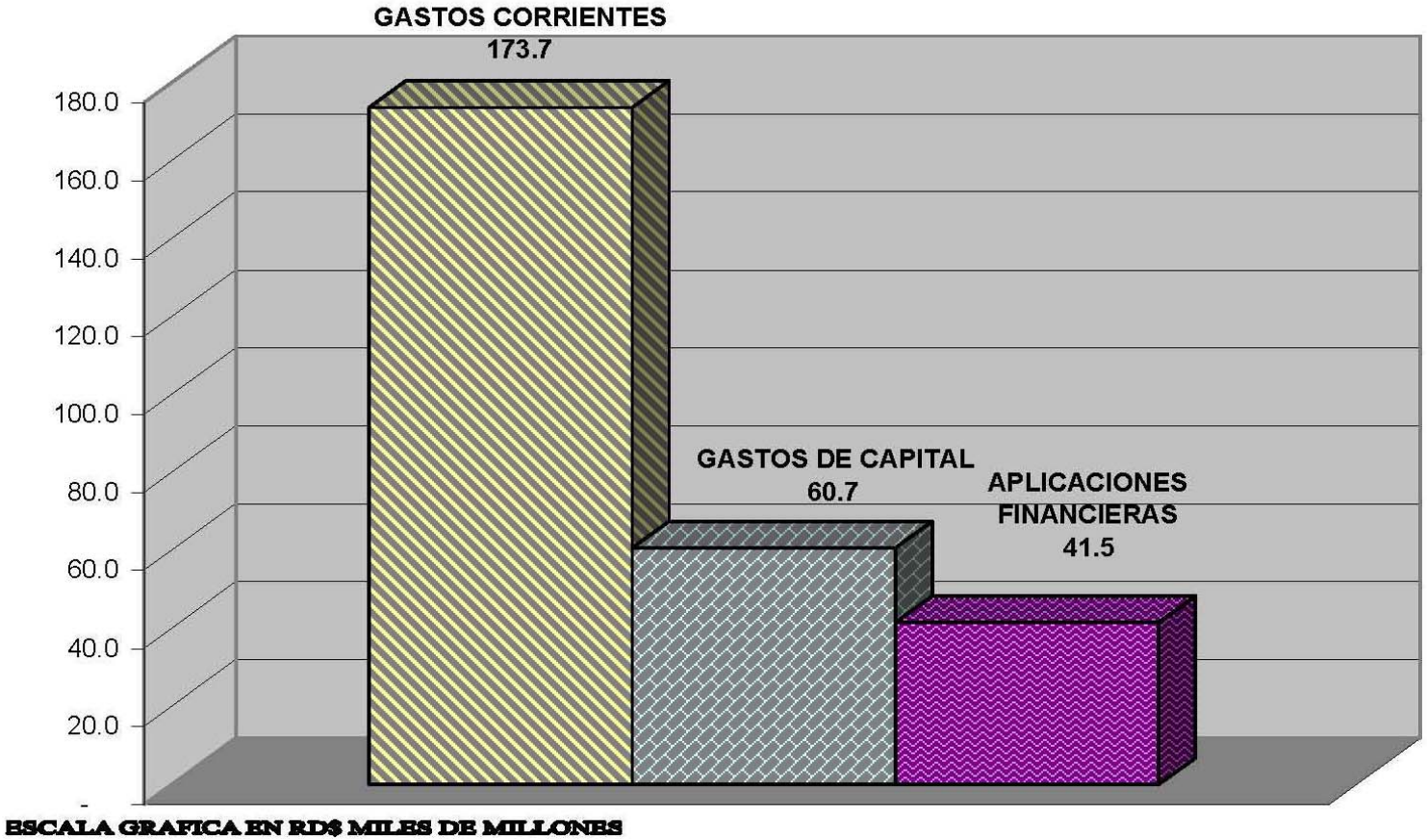

CLASIFICACION POR CAPITULOS Y POR OBJETO DEL GASTO

ADMINISTRACION CENTRAL

DEVENGADO

Del: 01/01/2007 Al: 30/04/2008

(VALORES EN RD$)

Objeto del Gasto / Capitulo	Servicios Personales	Servicios no Personales	Materiales y Suministros	Transferencias Corrientes	Transferencias de Capital	Activos no Financieros	Activos Financieros	Pasivos Financieros	Gastos Financieros	Total General
0101 CONGRESO NACIONAL	1,353,037,786.97	1,394,801,068.38	561,668,753.44	453,807,532.91	0.00	544,938,506.68	0.00	77,500,099.96	0.00	4,385,753,748.34
0201 PRESIDENCIA DE LA REPÚBLICA	2,715,317,291.83	2,975,513,725.68	3,142,365,325.14	10,109,414,062.73	4,698,530,508.01	9,951,755,397.03	0.00	47,243,593.11	2,305,304.26	33,642,445,207.79
0202 SEC. DE ESTADO DE INT. Y POL.	3,794,193,524.66	483,966,760.48	1,320,238,980.56	9,535,002,295.43	5,334,429,208.88	94,404,746.09	0.00	50,126,407.08	13,334,172.70	20,625,696,095.88
0203 SEC. DE ESTADO DE LAS FF AA	5,353,472,738.17	262,764,577.01	1,391,857,559.00	2,066,066,964.04	0.00	79,152,600.84	0.00	0.00	0.00	9,153,314,439.06
0204 SEC. DE ESTADO DE REL. EXT.	1,280,493,510.70	853,538,730.07	525,044,936.80	66,642,981.32	0.00	92,910,250.85	0.00	0.00	0.00	2,818,630,409.74
0205 SECRETARIA DE ESTADO DE HACIE	670,446,186.06	153,246,685.84	83,106,557.91	4,806,336,778.70	3,839,354,294.53	43,935,187.65	0.00	645,000,000.00	0.00	10,241,425,690.69
0206 SEC. DE ESTADO DE EDUCACIÓN	14,606,953,945.53	542,993,998.71	3,255,714,126.24	2,332,575,270.85	0.00	3,585,585,248.84	0.00	0.00	0.00	24,323,822,590.17
0207 SEC. DE ESTADO DE SALUD PÚBLIC	9,323,874,608.95	1,379,594,674.26	3,494,565,231.43	5,838,313,594.82	5,521,811,453.04	1,253,378,800.28	0.00	0.00	0.00	26,811,538,362.78
0208 SEC. DE E. DE DEP., EDUC. FÍS. Y REC	437,370,808.05	331,774,636.70	410,911,566.69	416,502,268.42	0.00	210,213,154.39	0.00	0.00	0.00	1,806,772,434.25
0209 SEC. DE ESTADO DE TRABAJO	240,465,590.72	102,333,571.63	26,334,522.34	523,812,961.32	0.00	65,122,214.75	0.00	0.00	0.00	958,068,860.76
0210 SEC. DE ESTADO DE AGRICULTURA	1,427,183,122.33	513,592,453.35	940,927,334.08	3,234,131,030.47	276,209,412.61	565,228,072.95	0.00	0.00	0.00	6,957,271,425.79
0211 SECRETARIA DE ESTADO DE OBRAS	2,442,048,726.30	540,081,034.03	713,503,106.07	256,317,063.48	1,300,000,437.00	17,340,987,008.06	0.00	0.00	0.00	22,592,937,374.94
0212 SEC. DE ESTADO DE IND. Y COM.	226,851,711.60	111,155,827.73	40,461,553.06	204,168,708.08	112,000,000.00	492,552,222.15	0.00	0.00	7,500,000.00	1,194,690,022.62
0213 SEC. DE ESTADO DE TURISMO	174,305,098.10	597,502,862.72	6,015,171.37	0.00	0.00	3,272,883.59	0.00	0.00	0.00	781,096,015.78
0214 PROCURADURÍA GRAL. DE LA REP.	974,386,534.13	207,533,882.51	612,661,544.94	56,635,299.95	0.00	148,742,495.66	0.00	0.00	0.00	1,999,959,757.19
0215 SEC. DE ESTADO DE LA MUJER	111,685,970.71	25,659,987.13	17,507,779.78	19,700,799.96	0.00	11,902,661.31	0.00	0.00	0.00	186,457,198.89
0216 SEC. DE ESTADO DE CULTURA	411,796,958.00	221,805,936.07	17,865,781.82	219,520,376.91	0.00	42,777,316.92	0.00	0.00	0.00	913,766,369.72
0217 SEC. DE ESTADO DE LA JUVENTUD	91,007,177.80	44,210,052.63	1,980,227.53	80,525,010.16	0.00	4,152,511.53	0.00	0.00	0.00	221,874,979.65
0218 SEC. DE ESTADO DE MEDIO AMBIE	568,321,123.96	102,770,556.51	98,231,833.34	1,053,630,225.16	1,027,492,104.09	134,960,326.21	0.00	0.00	0.00	2,985,406,169.27
0219 SEC. DE ESTADO DE EDUCACION S	127,370,174.59	138,785,717.83	22,472,358.78	3,441,237,389.29	387,684,046.09	145,000,424.23	0.00	58,809,105.94	16,601,586.77	4,337,960,803.52
0301 PODER JUDICIAL	1,115,834,122.30	634,083,042.36	1,128,020,887.64	188,828,196.00	0.00	98,813,159.00	0.00	40,000,000.00	0.00	3,205,579,407.30
0401 JUNTA CENTRAL ELECTORAL	866,854,276.00	333,027,415.00	238,889,775.00	334,508,356.03	0.00	51,125,634.00	0.00	10,430,945.00	0.00	1,834,836,401.03
0402 CÁMARA DE CUENTAS	177,152,510.97	114,007,222.95	81,114,227.97	9,476,823.99	0.00	14,934,879.99	0.00	0.00	0.00	396,685,665.87
0998 ADMINISTRACION DE DEUDA PUBL	0.00	0.00	0.00	0.00	0.00	0.00	530,438,667.50	36,349,948,260.66	15,660,902,622.10	52,541,289,550.26
0999 ADMINISTACION DE OBLIGACION	0.00	2,994,174,816.93	0.00	32,707,518,615.02	0.00	0.00	0.00	0.00	0.00	35,701,693,431.95
SUB - TOTAL	48,490,423,498.43	15,058,919,236.51	18,131,459,140.93	77,954,672,605.04	22,497,511,464.25	34,975,845,703.00	530,438,667.50	37,279,058,411.75	15,700,643,685.83	270,618,972,413.24
ANTICIPOS Y FONDOS DE TERCEROS:										3,918,593,557.28
LIBRAMIENTOS DEL AÑO ANTERIOR:										1,381,171,153.03
TOTAL GENERAL										275,918,737,123.55

EJECUCION DEL GASTO CONSOLIDADO POR CAPITULO
Del: 01/01/2007 Al: 30/04/2008

(VALORES EN RD$)

Descripcion 1	Apropiacion Original 2	Modificaciones 3	Apropiacion Vigente 4	Prevision de la Apropiacion 5	Disponible 6=(4-5)	Compromiso 7	% 8=7/5	Apropiacion Disponible 9=(4-7)	Devengado 10	Compromiso No Devengado 11=(7-10)	Pagado 12	Devengado No Pagado 13= (10-12)	% 14=12/10
0101 CONGRESO NACIONAL	3,985,754,751.00	400,000,000.00	4,385,754,751.00	4,385,753,748.34	1,002.66	4,385,753,748.34	100.0%	1,002.66	4,385,753,748.34	0.00	4,385,753,748.34	0.00	100.0%
0201 PRESIDENCIA DE LA REPÚBLICA	27,700,113,912.00	8,520,356,940.73	36,220,470,852.73	33,741,327,848.99	2,479,143,003.74	33,685,010,923.52	99.8%	2,535,459,929.21	33,642,445,207.79	42,565,715.73	31,229,163,351.67	2,413,281,856.12	92.8%
0202 SEC. DE ESTADO DE INT. Y POL.	18,680,297,653.00	1,992,120,939.55	20,672,418,592.55	20,628,341,490.27	44,077,102.28	20,626,715,855.32	100.0%	45,702,737.23	20,625,696,095.88	1,019,759.44	20,447,632,215.67	178,063,880.21	99.1%
0203 SEC. DE ESTADO DE LAS FF AA	8,977,527,457.00	186,347,021.10	9,163,874,478.10	9,157,339,798.55	6,534,679.55	9,156,980,536.96	100.0%	6,893,941.12	9,153,314,439.06	3,666,097.92	9,038,859,184.44	114,455,254.62	98.7%
0204 SEC. DE ESTADO DE REL. EXT.	2,614,589,950.00	224,648,073.45	2,839,238,023.45	2,822,694,424.96	16,543,598.49	2,820,456,439.52	99.9%	18,781,583.92	2,818,630,409.74	1,826,029.79	2,697,062,270.57	121,568,139.17	95.7%
0205 SECRETARIA DE ESTADO DE HACIENDA	9,655,091,975.25	678,545,668.60	10,333,637,643.85	10,251,456,494.46	82,181,149.39	10,242,675,627.34	99.9%	90,962,016.51	10,241,425,690.69	1,249,936.65	10,129,347,059.00	112,078,631.69	98.9%
0206 SEC. DE ESTADO DE EDUCACIÓN	24,832,798,580.00	538,268,991.48	25,371,065,571.48	24,369,459,779.48	1,001,605,792.00	24,360,984,636.84	100.0%	1,010,080,934.64	24,323,822,590.17	37,162,046.67	24,110,360,724.86	213,461,865.31	99.1%
0207 SEC. DE ESTADO DE SALUD PÚBLICA	25,029,064,300.60	2,936,166,541.48	27,965,230,842.08	26,835,527,354.30	1,129,703,487.78	26,825,611,244.52	100.0%	1,139,619,597.56	26,811,538,362.78	14,072,881.74	26,604,934,755.27	206,603,607.51	99.2%
0208 SEC. DE E. DE DEP., EDUC. FÍS. Y REC.	1,901,483,354.00	-25,700,000.00	1,875,783,354.00	1,860,114,097.16	15,669,256.84	1,854,024,585.64	99.7%	21,758,768.36	1,806,772,434.25	47,252,151.39	1,716,910,200.12	89,862,234.13	95.0%
0209 SEC. DE ESTADO DE TRABAJO	810,106,053.00	207,725,349.89	1,017,831,402.89	974,083,790.01	43,747,612.88	960,973,198.80	98.7%	56,858,204.09	958,068,860.76	2,904,338.04	949,683,438.93	8,385,421.83	99.1%
0210 SEC. DE ESTADO DE AGRICULTURA	6,284,103,653.00	838,832,466.57	7,122,936,119.57	6,963,048,732.68	159,887,386.89	6,959,522,851.43	100.0%	163,413,268.14	6,957,271,425.79	2,251,425.64	6,813,267,158.73	144,004,267.06	97.9%
0211 SECRETARIA DE ESTADO DE OBRAS PUBLICAS	21,992,509,945.00	1,292,062,843.47	23,284,572,788.47	22,620,545,588.67	664,027,199.80	22,612,060,651.03	100.0%	672,512,137.44	22,592,937,374.94	19,123,276.09	22,139,594,153.43	453,343,221.51	98.0%
0212 SEC. DE ESTADO DE IND. Y COM.	1,405,734,024.00	-153,138,816.00	1,252,595,208.00	1,194,690,022.62	57,905,185.38	1,194,690,022.62	100.0%	57,905,185.38	1,194,690,022.62	0.00	1,149,493,761.80	45,196,260.82	96.2%
0213 SEC. DE ESTADO DE TURISMO	978,795,419.00	-172,400,000.00	806,395,419.00	781,848,292.78	24,547,126.22	781,096,015.78	99.9%	25,299,403.22	781,096,015.78	0.00	776,192,463.28	4,903,552.50	99.4%
0214 PROCURADURÍA GRAL. DE LA REP.	1,999,959,772.00	0.00	1,999,959,772.00	1,999,959,757.19	14.81	1,999,959,757.19	100.0%	14.81	1,999,959,757.19	0.00	1,999,959,757.19	0.00	100.0%
0215 SEC. DE ESTADO DE LA MUJER	223,918,999.00	-12,299,418.80	211,619,580.20	188,835,227.74	22,784,352.46	187,439,620.95	99.3%	24,179,959.25	186,457,198.89	982,422.06	184,447,528.11	2,009,670.78	98.9%
0216 SEC. DE ESTADO DE CULTURA	986,787,295.00	-19,210,026.00	967,577,269.00	957,415,811.61	10,161,457.39	939,940,829.67	98.2%	27,636,439.33	913,766,369.72	26,174,459.95	910,270,123.15	3,496,246.57	99.6%
0217 SEC. DE ESTADO DE LA JUVENTUD	190,314,280.00	35,000,000.00	225,314,280.00	223,186,345.00	2,127,935.00	222,816,345.00	99.8%	2,497,935.00	221,874,979.65	941,365.35	184,280,044.48	37,594,935.17	83.1%
0218 SEC. DE ESTADO DE MEDIO AMBIENTE Y REC. NAT.	2,917,981,368.00	322,985,014.09	3,240,966,382.09	2,989,233,321.39	251,733,060.70	2,986,671,630.80	99.9%	254,294,751.29	2,985,406,169.27	1,265,461.53	2,920,730,254.26	64,675,915.01	97.8%
0219 SEC. DE ESTADO DE EDUCACION SUP., C. Y TEC.	3,697,866,821.00	673,401,099.09	4,371,267,920.09	4,341,334,588.82	29,933,331.27	4,338,782,968.09	99.9%	32,484,952.00	4,337,960,803.52	822,164.57	4,307,161,919.80	30,798,883.72	99.3%
0301 PODER JUDICIAL	3,195,437,147.00	15,000,000.00	3,210,437,147.00	3,205,579,407.30	4,857,739.70	3,205,579,407.30	100.0%	4,857,739.70	3,205,579,407.30	0.00	3,205,579,407.30	0.00	100.0%
0401 JUNTA CENTRAL ELECTORAL	1,835,287,987.00	0.00	1,835,287,987.00	1,834,836,401.03	451,585.97	1,834,836,401.03	100.0%	451,585.97	1,834,836,401.03	0.00	1,834,836,401.03	0.00	100.0%
0402 CÁMARA DE CUENTAS	381,685,944.00	15,000,000.00	396,685,944.00	396,685,665.87	278.13	396,685,665.87	100.0%	278.13	396,685,665.87	0.00	396,685,665.87	0.00	100.0%
0998 ADMINISTRACION DE DEUDA PUBLICA Y ACTIVOS FINANCIEROS	59,964,989,308.00	-2,865,739,629.00	57,099,249,679.00	52,541,289,550.26	4,557,960,128.74	52,541,289,550.26	100.0%	4,557,960,128.74	52,541,289,550.26	0.00	52,530,703,202.64	10,586,347.62	100.0%
0999 ADMINISTACION DE OBLIGACIONES DEL TESORO NACIONAL	28,237,348,582.00	7,629,451,142.51	35,866,799,724.51	35,701,693,431.95	165,106,292.56	35,701,693,431.95	100.0%	165,106,292.56	35,701,693,431.95	0.00	34,143,420,352.35	1,558,273,079.60	95.6%
Sub-Total:	**258,479,546,529.85**	**23,257,424,202.21**	**281,736,970,732.06**	**270,966,280,971.43**	**10,770,689,760.63**	**270,822,251,945.80**		**10,914,718,786.26**	**270,618,972,413.24**	**203,279,532.56**	**264,806,329,142.29**	**5,812,643,270.95**	
Anticipos y Fondos de Terceros:									**3,918,593,557.28**		**2,435,682,996.70**		
Libramientos Periodo Anterior:									**1,381,171,153.03**		**1,378,537,086.06**		
Total General:									**275,918,737,123.55**		**268,620,549,225.05**		

CLASIFICACION ECONOMICA DE GASTOS POR ETAPAS

ADMINISTRACION CENTRAL

Al: 30/04/2008

(VALORES EN RD$)

		Apropiación Vigente (1)	Compromiso (2)	Apropiación Disponible (3=1-2)	Devengado Presupuestario (4)	Compromiso no Devengado (5=2-4)	Devengado No Presupuestario (6)	Devengado Total (7=4+6)	Pagado (8)	Devengado Total no Pagado (9=7-8)
	GASTOS CORRIENTES	**173,766,589,421.62**	**172,716,346,597.52**	**1,050,242,824.10**	**172,655,970,166.58**	**60,376,430.94**	**1,077,105,518.39**	**173,733,075,684.97**	**169,574,396,530.41**	**4,158,679,154.56**
212	**GASTOS DE CONSUMO**	**79,848,947,607.39**	**79,058,188,136.20**	**790,759,471.19**	**79,000,653,875.71**	**57,534,260.49**	**123,207,231.83**	**79,123,861,107.54**	**77,707,634,289.53**	**1,416,226,818.01**
2121	**REMUNERACIONES A EMPLEADOS**	**47,832,899,607.80**	**47,675,239,410.43**	**157,660,197.37**	**47,673,066,540.86**	**2,172,869.57**	**0.00**	**47,673,066,540.86**	**47,577,660,860.86**	**95,405,680.00**
21211	SERVICIOS PERSONALES	44,865,684,891.91	44,737,097,006.63	128,587,885.28	44,734,942,022.58	2,154,984.05	0.00	44,734,942,022.58	44,641,133,201.19	93,808,821.39
21212	CONTRIBUCIONES A LA SEGURIDAD SOCIAL	2,967,214,715.89	2,938,142,403.80	29,072,312.09	2,938,124,518.28	17,885.52	0.00	2,938,124,518.28	2,936,527,659.67	1,596,858.61
2122	**BIENES Y SERVICIOS**	**32,016,047,999.59**	**31,382,948,725.77**	**633,099,273.82**	**31,327,587,334.85**	**55,361,390.92**	**123,207,231.83**	**31,450,794,566.68**	**30,129,973,428.67**	**1,320,821,138.01**
21221	SERVICIOS NO PERSONALES	13,980,102,891.09	13,728,840,284.38	251,262,606.71	13,700,103,942.05	28,736,342.33	123,207,231.83	13,823,311,173.88	13,081,834,067.49	741,477,106.39
21222	MATERIALES Y SUMINISTROS	18,033,032,608.49	17,654,108,441.39	378,924,167.10	17,627,483,392.80	26,625,048.59	0.00	17,627,483,392.80	17,048,139,361.18	579,344,031.62
21223	IMPREVISTOS Y EMERGENCIAS	2,912,500.01	0.00	2,912,500.01	0.00	0.00	0.00	0.00	0.00	0.00
213	**INTERESES**	**15,707,337,936.23**	**15,700,643,685.83**	**6,694,250.40**	**15,700,643,685.83**	**0.00**	**948,863,286.56**	**16,649,506,972.39**	**16,401,732,964.77**	**247,774,007.62**
2131	**INTERESES DEUDA INTERNA**	**3,535,924,210.23**	**3,533,941,635.58**	**1,982,574.65**	**3,533,941,635.58**	**0.00**	**213,021,223.96**	**3,746,962,859.54**	**3,744,657,555.28**	**2,305,304.26**
2132	**INTERESES DEUDA EXTERNA**	**11,882,891,587.00**	**11,878,403,430.95**	**4,488,156.05**	**11,878,403,430.95**	**0.00**	**726,020,318.83**	**12,604,423,749.78**	**12,369,611,846.13**	**234,811,903.65**
2133	**COMISIONES DEUDA PÚBLICA**	**288,522,139.00**	**288,298,619.30**	**223,519.70**	**288,298,619.30**	**0.00**	**9,821,743.77**	**298,120,363.07**	**287,463,563.36**	**10,656,799.71**
214	**PRESTACIONES SOCIALES**	**9,736,336,948.85**	**9,660,237,478.20**	**76,099,470.65**	**9,660,237,478.20**	**0.00**	**0.00**	**9,660,237,478.20**	**9,660,237,478.20**	**0.00**
2141	**PRESTACIONES DE LA SEGURIDAD SOCIAL**	**9,736,336,948.85**	**9,660,237,478.20**	**76,099,470.65**	**9,660,237,478.20**	**0.00**	**0.00**	**9,660,237,478.20**	**9,660,237,478.20**	**0.00**
215	**TRANSFERENCIAS CORRIENTES**	**68,473,966,929.15**	**68,297,277,297.29**	**176,689,631.86**	**68,294,435,126.84**	**2,842,170.45**	**5,035,000.00**	**68,299,470,126.84**	**65,804,791,797.91**	**2,494,678,328.93**
2151	**AL SECTOR PRIVADO**	**11,496,877,214.97**	**11,450,107,323.65**	**46,769,891.32**	**11,447,265,153.20**	**2,842,170.45**	**0.00**	**11,447,265,153.20**	**10,401,166,562.37**	**1,046,098,590.83**
2152	**AL SECTOR PÚBLICO**	**56,797,516,328.11**	**56,668,492,520.75**	**129,023,807.36**	**56,668,492,520.75**	**0.00**	**5,035,000.00**	**56,673,527,520.75**	**55,224,947,782.65**	**1,448,579,738.10**
2153	**DONACIONES CORRIENTES AL EXTERIOR**	**179,573,386.07**	**178,677,452.89**	**895,933.18**	**178,677,452.89**	**0.00**	**0.00**	**178,677,452.89**	**178,677,452.89**	**0.00**
	GASTOS DE CAPITAL	**65,609,286,541.56**	**60,296,408,269.03**	**5,312,878,272.53**	**60,153,505,167.41**	**142,903,101.62**	**507,427,025.36**	**60,660,932,192.77**	**58,817,067,267.39**	**1,843,864,925.38**
221	**INVERSIÓN REAL DIRECTA**	**42,132,476,973.32**	**37,798,896,804.78**	**4,333,580,168.54**	**37,655,993,703.16**	**142,903,101.62**	**438,055,993.47**	**38,094,049,696.63**	**37,140,646,302.24**	**953,403,394.39**
2211	**MAQUINARIAS Y EQUIPOS**	**2,706,910,596.67**	**2,668,163,894.72**	**38,746,701.95**	**2,603,246,837.08**	**64,917,057.64**	**1,060,552.76**	**2,604,307,389.84**	**2,305,261,949.82**	**299,045,440.02**
2212	**CONSTRUCCIONES**	**11,169,169,339.60**	**10,572,569,686.09**	**596,599,653.51**	**10,560,644,807.57**	**11,924,878.52**	**27,574,388.57**	**10,588,219,196.14**	**10,382,785,287.25**	**205,433,908.89**
2213	**INVERSION EN PROYECTO**	**27,438,572,190.17**	**23,756,221,327.96**	**3,682,350,862.21**	**23,695,063,826.46**	**61,157,501.50**	**409,421,052.14**	**24,104,484,878.60**	**23,666,649,806.03**	**437,835,072.57**
22131	SERVICIOS PERSONALES	1,114,869,125.18	817,356,957.57	297,512,167.61	817,356,957.57	0.00	-5,445,459.22	811,911,498.35	806,060,778.15	5,850,720.20
22132	BIENES Y SERVICIOS	3,219,576,834.55	1,862,799,042.59	1,356,777,791.96	1,862,791,042.59	8,000.00	414,866,511.36	2,277,657,553.95	2,274,615,833.32	3,041,720.63
22133	ACTIVOS NO FINANCIEROS	23,104,126,230.44	21,076,065,327.80	2,028,060,902.64	21,014,915,826.30	61,149,501.50	0.00	21,014,915,826.30	20,585,973,194.56	428,942,631.74
2214	**BIENES PREEXISTENTES**	**252,902,519.68**	**250,521,366.22**	**2,381,153.46**	**245,622,952.26**	**4,898,413.96**	**0.00**	**245,622,952.26**	**245,622,952.26**	**0.00**
2215	**OTROS ACTIVOS NO FINANCIEROS**	**552,920,098.32**	**551,420,529.79**	**1,499,568.53**	**551,415,279.79**	**5,250.00**	**0.00**	**551,415,279.79**	**540,326,306.88**	**11,088,972.91**
2216	**IMPREVISTOS Y EMERGENCIAS**	**12,002,228.88**	**0.00**	**12,002,228.88**	**0.00**	**0.00**	**0.00**	**0.00**	**0.00**	**0.00**
223	**TRANSFERENCIAS DE CAPITAL**	**23,476,809,568.24**	**22,497,511,464.25**	**979,298,103.99**	**22,497,511,464.25**	**0.00**	**69,371,031.89**	**22,566,882,496.14**	**21,676,420,965.15**	**890,461,530.99**
2231	**AL SECTOR PRIVADO**	**23,500,000.00**	**23,500,000.00**	**0.00**	**23,500,000.00**	**0.00**	**0.00**	**23,500,000.00**	**23,500,000.00**	**0.00**
2232	**AL SECTOR PÚBLICO**	**23,453,309,568.24**	**22,474,011,464.25**	**979,298,103.99**	**22,474,011,464.25**	**0.00**	**69,371,031.89**	**22,543,382,496.14**	**21,652,920,965.15**	**890,461,530.99**
TOTAL GASTOS		**239,375,875,963.18**	**233,012,754,866.55**	**6,363,121,096.63**	**232,809,475,333.99**	**203,279,532.56**	**1,584,532,543.75**	**234,394,007,877.74**	**228,391,463,797.80**	**6,002,544,079.94**
	APLICACIONES FINANCIERAS	**42,361,094,768.88**	**37,809,497,079.25**	**4,551,597,689.63**	**37,809,497,079.25**	**0.00**	**3,715,232,166.56**	**41,524,729,245.81**	**40,229,085,427.25**	**1,295,643,818.56**
231	**ACTIVOS FINANCIEROS**	**541,632,717.00**	**530,438,667.50**	**11,194,049.50**	**530,438,667.50**	**0.00**	**41,083,078.69**	**571,521,746.19**	**571,521,746.19**	**0.00**
2311	**CONCESIÓN DE PRÉSTAMOS**	**188,967.00**	**0.00**	**188,967.00**	**0.00**	**0.00**	**0.00**	**0.00**	**0.00**	**0.00**
2313	**COMPRA DE ACCIONES Y PARTICIPACIONES DE CAPITAL**	**541,443,750.00**	**530,438,667.50**	**11,005,082.50**	**530,438,667.50**	**0.00**	**0.00**	**530,438,667.50**	**530,438,667.50**	**0.00**
2314	**ANTICIPOS FINANCIEROS**	**0.00**	**0.00**	**0.00**	**0.00**	**0.00**	**41,083,078.69**	**41,083,078.69**	**41,083,078.69**	**0.00**
232	**PASIVOS FINANCIEROS**	**34,655,484,973.88**	**33,787,296,578.16**	**868,188,395.72**	**33,787,296,578.16**	**0.00**	**1,237,083,600.32**	**35,024,380,178.48**	**33,742,315,031.41**	**1,282,065,147.07**
2321	**AMORTIZACIÓN DEUDA INTERNA**	**9,192,023,124.88**	**9,191,487,578.11**	**535,546.77**	**9,191,487,578.11**	**0.00**	**0.00**	**9,191,487,578.11**	**9,146,506,031.36**	**44,981,546.75**
23212	AMORTIZACIÓN DE PRÉSTAMOS INTERNOS	9,192,023,124.88	9,191,487,578.11	535,546.77	9,191,487,578.11	0.00	0.00	9,191,487,578.11	9,146,506,031.36	44,981,546.75
2322	**AMORTIZACIÓN DEUDA EXTERNA**	**25,463,461,849.00**	**24,595,809,000.05**	**867,652,848.95**	**24,595,809,000.05**	**0.00**	**1,237,083,600.32**	**25,832,892,600.37**	**24,595,809,000.05**	**1,237,083,600.32**
23222	AMORTIZACIÓN DE PRÉSTAMOS EXTERNOS	25,463,461,849.00	24,595,809,000.05	867,652,848.95	24,595,809,000.05	0.00	1,237,083,600.32	25,832,892,600.37	24,595,809,000.05	1,237,083,600.32
233	**OTRAS APLICACIONES FINANCIERAS**	**7,163,977,078.00**	**3,491,761,833.59**	**3,672,215,244.41**	**3,491,761,833.59**	**0.00**	**2,437,065,487.55**	**5,928,827,321.14**	**5,915,248,649.65**	**13,578,671.49**
2331	**INCREMENTO DE OTROS ACTIVOS FINANCIEROS**	**1,834,000,000.00**	**0.00**	**1,834,000,000.00**	**0.00**	**0.00**	**0.00**	**0.00**	**0.00**	**0.00**
2332	**DISMINUCIÓN DE CUENTAS POR PAGAR**	**5,329,977,078.00**	**3,491,761,833.59**	**1,838,215,244.41**	**3,491,761,833.59**	**0.00**	**0.00**	**3,491,761,833.59**	**3,482,010,641.91**	**9,751,191.68**
2333	**DISMINUCION DE FONDOS DE TERCEROS**	**0.00**	**0.00**	**0.00**	**0.00**	**0.00**	**1,055,894,334.52**	**1,055,894,334.52**	**1,054,700,921.68**	**1,193,412.84**
2334	**DISMINUCION DE DEUDA FLOTANTE**	**0.00**	**0.00**	**0.00**	**0.00**	**0.00**	**1,381,171,153.03**	**1,381,171,153.03**	**1,378,537,086.06**	**2,634,066.97**
TOTAL APLICACIONES FINANCIERAS		**42,361,094,768.88**	**37,809,497,079.25**	**4,551,597,689.63**	**37,809,497,079.25**	**0.00**	**3,715,232,166.56**	**41,524,729,245.81**	**40,229,085,427.25**	**1,295,643,818.56**
Total:		**281,736,970,732.06**	**270,822,251,945.80**	**10,914,718,786.26**	**270,618,972,413.24**	**203,279,532.56**	**5,299,764,710.31**	**275,918,737,123.55**	**268,620,549,225.05**	**7,298,187,898.50**

ESTADO DE EJECUCION POR CAPITULO Y FUENTE

ETAPA: DEVENGADO

DEL: 01/01/2007 AL: 30/04/2008

(VALORES EN RD$)

	CAPITULO	FONDO GENERAL	FONDOS ESPECIALES	FONDOS EXTERNOS	TOTAL GENERAL
0101	CONGRESO NACIONAL	4,385,753,748.34	0.00	0.00	4,385,753,748.34
0201	PRESIDENCIA DE LA REPÚBLICA	32,655,262,917.84	0.00	987,182,289.95	33,642,445,207.79
0202	SEC. DE ESTADO DE INT. Y POL.	7,001,598,788.33	13,623,859,870.00	237,437.55	20,625,696,095.88
0203	SEC. DE ESTADO DE LAS FF AA	9,153,314,439.06	0.00	0.00	9,153,314,439.06
0204	SEC. DE ESTADO DE REL. EXT.	2,782,482,336.29	0.00	36,148,073.45	2,818,630,409.74
0205	SECRETARIA DE ESTADO DE HACIENDA	5,737,907,170.26	645,000,000.00	3,858,518,520.43	10,241,425,690.69
0206	SEC. DE ESTADO DE EDUCACIÓN	23,413,867,864.12	0.00	909,954,726.05	24,323,822,590.17
0207	SEC. DE ESTADO DE SALUD PÚBLICA	22,188,007,297.84	0.00	4,623,531,064.94	26,811,538,362.78
0208	SEC. DE E. DE DEP., EDUC. FÍS. Y REC.	1,676,807,966.57	129,964,467.68	0.00	1,806,772,434.25
0209	SEC. DE ESTADO DE TRABAJO	929,544,430.35	0.00	28,524,430.41	958,068,860.76
0210	SEC. DE ESTADO DE AGRICULTURA	5,661,855,208.38	344,868,266.01	950,547,951.40	6,957,271,425.79
0211	SECRETARIA DE ESTADO DE OBRAS PUBLICAS	16,564,315,880.07	0.00	6,028,621,494.87	22,592,937,374.94
0212	SEC. DE ESTADO DE IND. Y COM.	747,700,960.05	446,989,062.57	0.00	1,194,690,022.62
0213	SEC. DE ESTADO DE TURISMO	422,894,618.78	358,201,397.00	0.00	781,096,015.78
0214	PROCURADURÍA GRAL. DE LA REP.	1,999,959,757.19	0.00	0.00	1,999,959,757.19
0215	SEC. DE ESTADO DE LA MUJER	180,657,545.81	0.00	5,799,653.08	186,457,198.89
0216	SEC. DE ESTADO DE CULTURA	913,766,369.72	0.00	0.00	913,766,369.72
0217	SEC. DE ESTADO DE LA JUVENTUD	221,874,979.65	0.00	0.00	221,874,979.65
0218	SEC. DE ESTADO DE MEDIO AMBIENTE. Y REC. NAT.	2,409,719,746.61	0.00	575,686,422.66	2,985,406,169.27
0219	SEC. DE ESTADO DE EDUCACION SUP., C. Y TEC.	3,923,807,250.54	0.00	414,153,552.98	4,337,960,803.52
0301	PODER JUDICIAL	3,162,615,360.26	42,964,047.04	0.00	3,205,579,407.30
0401	JUNTA CENTRAL ELECTORAL	1,538,448,505.00	296,387,896.03	0.00	1,834,836,401.03
0402	CÁMARA DE CUENTAS	396,685,665.87	0.00	0.00	396,685,665.87
0998	ADMINISTRACION DE DEUDA PUBLICA Y ACTIVOS FINANCIEROS	30,610,285,143.13	21,931,004,407.13	0.00	52,541,289,550.26
0999	ADMINISTACION DE OBLIGACIONES DEL TESORO NACIONAL	21,302,474,923.22	373,957,237.10	14,025,261,271.63	35,701,693,431.95
TOTAL GENERAL :		**199,981,608,873.28**	**38,193,196,650.56**	**32,444,166,889.40**	**270,618,972,413.24**

EJECUCION DEL GASTO POR OBJETO Y FUENTE DE FINANCIAMIENTO INTERNO

Del: 01-JAN-07 Al: 30-APR-08
(VALORES EN RD$)

FUENTE DE FINANCIAMIENTO INTERNO

Descripción 1	Apropiación Vigente 2	FONDO GENERAL				OTROS FONDOS INTERNOS				Total Compromisos 11	Aprop. Disponible 12=(2-11)
		Previsión 3	Compromiso 4	Devengado 5	Pagado 6	Previsión 7	Compromiso 8	Devengado 9	Pagado 10		
8 PASIVOS FINANCIEROS	39,985,462,051.86	16,479,578,353.34	16,479,578,353.34	16,479,578,353.34	16,424,845,614.91	20,799,480,058.41	20,799,480,058.41	20,799,480,058.41	20,799,480,058.41	37,279,058,411.75	2,706,403,640.13
2 SERVICIOS NO PERSONALES	14,141,664,349.59	13,528,019,319.44	13,462,156,448.56	13,433,463,109.13	12,772,393,851.10	411,214,180.57	411,164,400.54	411,113,397.66	408,569,867.22	13,873,320,849.12	268,343,500.47
5 TRANSFERENCIAS DE CAPITAL	14,100,304,078.02	8,770,030,941.56	8,770,030,941.56	8,770,030,941.56	7,919,830,315.56	5,326,929,209.00	5,326,929,209.00	5,326,929,209.00	5,326,929,209.00	14,096,960,150.56	3,343,927.46
6 ACTIVOS NO FINANCIEROS	27,890,074,478.92	27,246,589,601.40	27,198,087,510.16	27,055,192,408.54	26,170,485,351.76	449,741,100.35	449,741,100.35	449,741,100.35	440,937,203.57	27,647,828,610.51	242,245,868.41
3 MATERIALES Y SUMINISTROS	18,116,498,071.86	17,688,492,947.99	17,679,356,945.59	17,652,731,897.00	17,083,052,564.83	53,132,576.86	53,132,576.86	53,132,576.86	52,061,838.86	17,732,489,522.45	384,008,549.43
9 GASTOS FINANCIEROS	15,707,337,936.23	13,924,119,337.11	13,924,119,337.11	13,924,119,337.11	13,920,978,876.91	1,776,524,348.72	1,776,524,348.72	1,776,524,348.72	1,776,524,348.72	15,700,643,685.83	6,694,250.40
4 TRANSFERENCIAS CORRIENTES	63,801,720,222.99	54,263,506,489.29	54,263,388,889.29	54,260,546,718.84	52,058,989,044.92	9,376,275,959.56	9,376,275,959.56	9,376,275,959.56	9,375,743,959.56	63,639,664,848.85	162,055,374.14
1 SERVICIOS PERSONALES	48,050,411,351.49	47,898,040,990.93	47,877,680,309.83	47,875,507,440.26	47,774,251,040.06					47,877,680,309.83	172,731,041.66
7 ACTIVOS FINANCIEROS	2,375,632,717.00	530,438,667.50	530,438,667.50	530,438,667.50	530,438,667.50					530,438,667.50	1,845,194,049.50
Total:	244,169,105,258.00	200,328,816,648.56	200,184,837,402.96	199,981,608,873.26	194,655,265,327.55	38,193,297,433.47	38,193,247,653.44	38,193,196,650.56	38,180,246,485.34	238,378,085,056.40	5,791,020,201.60

CLASIFICACION POR FUNCIONES Y POR OBJETO DEL GASTO

ADMINISTRACION CENTR

DEVENGADO

el: 01/01/2007 Al: 30/04/2008

(VALORES EN RD$)

Funciones / Objetos del Gasto	Servicios Personales	Servicios no Personales	Materiales y Suministros	Transferencias Corrientes	Transferencias de Capital	Activos no Financieros	Activos Financieros	Pasivos Financieros	Gastos Financieros	Total
SERVICIOS GENERALES										
000 MULTI-FUNCIONAL				332,890,103.61	1,100,000,437.00			1,972,420,926.17		3,405,311,466.78
111 ADMINISTRACIÓN GENERAL	5,037,298,689.93	6,909,179,077.50	1,512,878,512.20	5,040,505,537.48	182,781,032.00	3,823,213,234.70	530,438,667.50	645,000,000.00		23,681,294,751.31
112 JUSTICIA Y ORDEN PÚBLICO	5,031,123,080.02	1,104,187,512.91	2,649,263,469.71	1,338,097,196.80	231,695,000.00	433,395,441.83		50,126,407.08	13,334,172.70	10,851,222,281.05
113 DEFENSA NACIONAL	4,972,168,717.14	227,660,259.26	1,100,403,105.79	1,108,893,842.05	135,362,500.00	64,059,391.00				7,608,547,815.24
114 RELACIONES INTERNACIONALES	1,364,378,282.18	863,106,619.30	518,687,557.52	80,025,455.94	12,850,000.00	92,686,426.76				2,931,734,341.70
Total	16,404,968,769.27	9,104,133,468.97	5,781,232,645.22	7,900,412,135.88	1,662,688,969.00	4,413,354,494.29	530,438,667.50	2,667,547,333.25	13,334,172.70	48,478,110,656.08
SERVICIOS SOCIALES										
221 EDUCACIÓN	14,930,003,982.47	784,911,492.53	921,025,799.92	6,205,327,408.15	622,174,205.81	6,495,185,874.26		58,809,105.94	16,601,586.77	30,034,039,455.85
222 DEPORTES, REC., CUL. Y REL.	849,167,766.05	553,580,572.77	428,777,348.51	892,651,597.53	78,000,000.00	1,421,111,127.32				4,223,288,412.18
223 SALUD	9,634,339,759.53	1,417,124,299.71	3,754,281,613.61	4,563,870,732.23	476,720,809.51	1,580,252,686.63				21,426,589,901.22
224 ASISTENCIA SOCIAL	917,578,282.44	589,900,512.58	5,291,761,374.16	9,186,538,149.30	26,571,970.99	213,991,259.18		47,243,593.11	2,305,304.26	16,275,890,446.02
226 VIVIENDA Y URBANISMO	243,155,233.45	44,199,246.99	11,104,419.40	212,094,571.11	510,000,000.00	2,465,431,215.51				3,485,984,686.46
227 AGUA POTABLE Y ALCANT.	0.00	1,000.00		1,865,053,023.64	6,797,713,965.35	77,119,043.23				8,739,887,032.22
228 SERVICIOS MUNICIPALES				8,338,494,827.56	5,414,429,208.88	1,100,000.00				13,754,024,036.44
230 SEGURIDAD SOCIAL	83,070,938.45	8,316,824.68	31,674,322.38	11,515,218,961.97	25,977,478.18	876,284.32				11,665,134,809.98
Total	26,657,315,962.39	3,398,033,949.26	10,438,624,877.98	42,779,249,271.49	13,951,587,638.72	12,255,067,490.45		106,052,699.05	18,906,891.03	109,604,838,780.37
SERVICIOS ECONÓMICOS										
331 AGROPECUARIO Y PESCA	1,438,580,263.39	520,968,025.74	944,661,205.32	3,702,191,658.58	542,898,974.34	584,292,438.40				7,733,592,565.77
332 RIEGO				1,005,970,828.68	1,082,824,956.89					2,088,795,785.57
333 INDUSTRIA Y COMERCIO	230,598,357.28	202,307,367.15	21,050,608.42	707,363,428.05	112,000,000.00	627,075,996.26			7,500,000.00	1,907,895,757.16
334 MINERÍA	22,956,167.90	3,044,747.69	752,633.04							26,753,548.63
335 TRANSPORTE	2,250,419,870.51	496,896,796.52	738,030,575.16	127,500,769.00	1,137,500,000.00	16,752,945,804.53				21,503,293,815.72
337 COMUNICACIONES	486,973,628.95	477,405,080.31	57,866,757.14	233,359,795.91	79,109,748.94	63,034,176.34				1,397,749,187.59
339 ENERGÍA				15,126,875,046.97	3,839,193,235.65	75,905,712.19				19,041,973,994.81
341 TURISMO	174,305,098.10	597,502,862.72	6,015,171.37	16,750,000.00		3,272,883.59				797,846,015.78
342 TRABAJO	240,465,590.72	103,918,828.23	26,334,522.34	18,333,200.00		65,122,214.75				454,174,356.04
343 BANCA Y SEGUROS				6,314,714,094.00	60,207,940.71		0.00			6,374,922,034.71
Total	4,844,298,976.85	2,402,043,708.36	1,794,711,472.79	27,253,058,821.19	6,853,734,856.53	18,171,649,226.06	0.00		7,500,000.00	61,326,997,061.78
INTERESES DE LA DEUDA PÚBLICA										
442 INTER. Y COM. DE LA DEUDA. PÚB.									15,660,902,622.10	15,660,902,622.10
Total									15,660,902,622.10	15,660,902,622.10
PROTECCIÓN DEL MEDIO AMB.										
551 PROT. DEL AIRE, AGUA Y SUELO	502,179,838.47	90,439,098.27	111,491,013.57	21,952,376.48	29,500,000.00	66,659,865.25				822,222,192.04
552 PROT. DE LA BIODIVERSIDAD	81,659,951.45	64,269,011.65	5,399,131.37			69,114,626.95				220,442,721.42
Total	583,839,789.92	154,708,109.92	116,890,144.94	21,952,376.48	29,500,000.00	135,774,492.20				1,042,664,913.46
Sub-Total:	48,490,423,498.43	15,058,919,236.51	18,131,459,140.93	77,954,672,605.04	22,497,511,464.25	34,975,845,703.00	530,438,667.50	2,773,600,032.30	15,700,643,685.83	236,113,514,033.79
AMORTIZACION DE DEUDA										
999 AMORTIZACION DE DEUDA								34,505,458,379.45		34,505,458,379.45
ANTICIPOS Y FONDOS DE TERCEROS										3,918,593,557.28
LIBRAMIENTOS DEL AÑO ANTERIOR										1,381,171,153.03
TOTAL GENERAL	48,490,423,498.43	15,058,919,236.51	18,131,459,140.93	77,954,672,605.04	22,497,511,464.25	34,975,845,703.00	530,438,667.50	37,279,058,411.75	15,700,643,685.83	275,918,737,123.55

EJECUCION DEL GASTO POR OBJETO Y FUENTE DE FINANCIAMIENTO EXTERNA

Del: 01-JAN-07 Al: 30-APR-08
(VALORES EN RD$)

FUENTE DE FINANCIAMIENTO EXTERNA

Descripción 1	Apropiación Vigente 2	CREDITOS EXTERNOS				DONACIONES EXTERNAS				Total Compromisos 11	Aprop. Disponible 12=(2-11)
		Previsión 3	Compromiso 4	Devengado 5	Pagado 6	Previsión 7	Compromiso 8	Devengado 9	Pagado 10		
2 SERVICIOS NO PERSONALES	2,238,719,217.32	867,254,076.62	867,254,076.62	867,254,076.62	867,254,076.62	347,088,653.10	347,088,653.10	347,088,653.10	269,213,653.10	1,214,342,729.72	1,024,376,487.60
5 TRANSFERENCIAS DE CAPITAL	9,376,505,490.22	8,319,169,968.70	8,319,169,968.70	8,319,169,968.70	8,315,820,408.70	81,381,344.99	81,381,344.99	81,381,344.99	44,470,000.00	8,400,551,313.69	975,954,176.53
6 ACTIVOS NO FINANCIEROS	9,907,956,534.67	7,043,594,531.67	7,043,594,531.67	7,043,594,531.67	7,043,594,531.67	427,317,662.44	427,317,662.44	427,317,662.44	376,317,662.44	7,470,912,194.11	2,437,044,340.56
1 SERVICIOS PERSONALES	897,357,381.49	468,194,934.50	468,194,934.50	468,194,934.50	468,194,934.50	146,721,123.67	146,721,123.67	146,721,123.67	146,721,123.67	614,916,058.17	282,441,323.32
3 MATERIALES Y SUMINISTROS	738,743,195.35	142,359,703.20	142,359,703.20	142,359,703.20	142,359,703.20	283,234,963.87	283,234,963.87	283,234,963.87	271,609,963.87	425,594,667.07	313,148,528.28
4 TRANSFERENCIAS CORRIENTES	14,408,583,655.01	14,025,261,271.63	14,025,261,271.63	14,025,261,271.63	14,025,261,271.63	292,588,655.01	292,588,655.01	292,588,655.01	0.00	14,317,849,926.64	90,733,728.37
8 PASIVOS FINANCIEROS	0.00	0.00	0.00	0.00	0.00					0.00	0.00
Total:	37,567,865,474.06	30,865,834,486.32	30,865,834,486.32	30,865,834,486.32	30,862,484,926.32	1,578,332,403.08	1,578,332,403.08	1,578,332,403.08	1,108,332,403.08	32,444,166,889.40	5,123,698,584.66

EJECUCION DEL GASTO POR FUNCIONES Y FUENTE DE FINANCIAMIENTO INTERNO

Del: 01/01/2007 Al: 30/04/2008

(VALORES EN RD$)

FUENTE DE FINANCIAMIENTO INTERNO

Descripción 1	Apropiación Vigente 2	FONDO GENERAL				OTROS FONDOS INTERNOS				Total Compromiso 11= (4+8)	Apropiación Disponible 12= (2-11)
		Preventivo 3	Compromiso 4	Devengado 5	Pagado 6	Preventivo 7	Compromiso 8	Devengado 9	Pagado 10		
01 SERVICIOS GENERALES											
000 MULTI-FUNCIONAL	3,462,480,402.25	3,401,719,477.36	3,401,719,477.36	3,401,206,347.36	3,398,408,511.36	4,105,119.42	4,105,119.42	4,105,119.42	4,105,119.42	3,405,824,596.78	56,655,805.47
111 ADMINISTRACIÓN GENERAL	23,699,531,852.49	22,806,343,037.61	22,763,497,063.80	22,722,358,358.54	22,185,135,104.71	645,000,000.00	645,000,000.00	645,000,000.00	645,000,000.00	23,408,497,063.80	291,034,788.69
112 JUSTICIA Y ORDEN PÚBLICO	10,768,346,371.74	10,719,378,900.07	10,719,061,552.33	10,719,058,234.01	10,540,882,844.82	42,964,047.04	42,964,047.04	42,964,047.04	42,964,047.04	10,762,025,599.37	6,320,772.37
113 DEFENSA NACIONAL	7,550,835,026.84	7,547,912,993.17	7,547,553,731.60	7,544,047,815.24	7,437,679,575.01					7,547,553,731.60	3,281,295.24
114 RELACIONES INTERNACIONALES	2,915,108,619.13	2,899,650,283.47	2,897,412,298.04	2,895,586,268.25	2,779,515,089.16					2,897,412,298.04	17,696,321.09
Total:	48,396,302,272.45	47,375,004,691.68	47,329,244,123.13	47,282,257,023.40	46,341,621,125.06	692,069,166.46	692,069,166.46	692,069,166.46	692,069,166.5	48,021,313,289.59	374,988,982.86
02 SERVICIOS SOCIALES											
221 EDUCACIÓN	28,775,769,212.97	28,411,971,471.43	28,396,826,123.74	28,358,808,401.91	28,085,470,161.91	296,387,896.03	296,387,896.03	296,387,896.03	296,387,896.03	28,693,214,019.77	82,555,193.20
222 DEPORTES, REC., CUL. Y REL.	4,284,957,652.19	4,136,366,761.01	4,111,336,542.38	4,037,589,063.92	3,906,187,459.93	125,960,131.17	125,910,351.14	125,859,348.26	121,713,079.82	4,237,246,893.52	47,710,758.67
223 SALUD	20,280,732,887.73	20,227,987,722.42	20,218,014,920.32	20,203,844,524.50	19,960,268,963.59					20,218,014,920.32	62,717,967.41
224 ASISTENCIA SOCIAL	16,529,452,416.38	16,247,834,501.66	16,227,098,290.44	16,222,235,525.24	15,174,457,621.46					16,227,098,290.44	302,354,125.94
226 VIVIENDA Y URBANISMO	3,489,502,941.66	3,485,986,837.20	3,485,984,686.59	3,485,984,686.46	3,099,021,439.23					3,485,984,686.59	3,518,255.07
227 AGUA POTABLE Y ALCANT.	5,345,979,983.00	5,325,999,001.56	5,325,403,886.14	5,323,403,886.14	5,037,343,886.14					5,325,403,886.14	20,576,096.86
228 SERVICIOS MUNICIPALES	13,729,119,870.00	98,526,666.44	98,526,666.44	98,526,666.44	98,526,666.44	13,623,859,870.00	13,623,859,870.00	13,623,859,870.00	13,623,859,870.00	13,722,386,536.44	6,733,333.56
230 SEGURIDAD SOCIAL	11,736,973,388.73	11,285,264,869.12	11,285,264,869.12	11,285,200,094.70	11,284,504,964.70	373,957,237.10	373,957,237.10	373,957,237.10	373,957,237.10	11,659,222,106.22	77,751,282.51
Total:	104,172,488,352.66	89,219,937,830.84	89,148,455,985.17	89,015,592,849.31	86,645,781,163.40	14,420,165,134.30	14,420,115,354.27	14,420,064,351.39	14,415,918,083.0	103,568,571,339.44	603,917,013.22
03 SERVICIOS ECONÓMICOS											
331 AGROPECUARIO Y PESCA	6,849,510,069.13	6,421,251,458.00	6,417,725,576.75	6,415,474,148.36	6,021,469,881.30	344,868,266.01	344,868,266.01	344,868,266.01	344,868,266.01	6,762,593,842.76	86,916,226.37
332 RIEGO	1,578,188,887.76	1,578,188,886.47	1,578,188,886.47	1,578,188,886.47	1,515,838,319.97					1,578,188,886.47	1.29
333 INDUSTRIA Y COMERCIO	1,772,303,387.18	1,281,854,835.97	1,281,854,835.97	1,281,854,835.97	1,036,589,474.99	446,989,062.57	446,989,062.57	446,989,062.57	438,185,165.79	1,728,843,898.54	43,459,488.64
334 MINERÍA	27,526,638.00	26,753,548.63	26,753,548.63	26,753,548.63	26,709,545.57					26,753,548.63	773,089.37
335 TRANSPORTE	15,546,973,727.67	15,471,111,525.97	15,464,470,079.64	15,447,528,032.71	14,785,385,089.24					15,464,470,079.64	82,503,648.03
337 COMUNICACIONES	1,339,772,713.18	1,334,288,402.85	1,334,154,457.85	1,334,139,438.65	1,333,998,437.01					1,334,154,457.85	5,618,255.33
339 ENERGÍA	1,202,376,161.51	1,202,369,487.53	1,202,369,487.53	1,202,369,487.53	625,360,694.19					1,202,369,487.53	6,673.98
341 TURISMO	823,145,419.00	440,396,895.78	439,644,618.78	439,644,618.78	434,741,066.28	358,201,397.00	358,201,397.00	358,201,397.00	358,201,397.00	797,846,015.78	25,299,403.22
342 TRABAJO	453,267,681.05	441,675,854.88	428,554,263.67	425,649,925.63	417,264,503.80					428,554,263.67	24,713,417.38
343 BANCA Y SEGUROS	8,153,510,593.00	6,319,214,093.52	6,319,214,093.52	6,319,214,093.52	6,319,214,093.52					6,319,214,093.52	1,834,296,499.48
Total:	37,746,575,277.48	34,517,104,989.60	34,492,929,848.81	34,470,817,016.25	32,516,571,105.87	1,150,058,725.58	1,150,058,725.58	1,150,058,725.58	1,141,254,828.8	35,642,988,574.39	2,103,586,703.09
04 INTERESES DE LA DEUDA PÚBLICA											
442 INTER. Y COM. DE LA DEUDA. PÚB.	15,667,593,871.00	13,884,378,273.38	13,884,378,273.38	13,884,378,273.38	13,883,543,117.44	1,776,524,348.72	1,776,524,348.72	1,776,524,348.72	1,776,524,348.72	15,660,902,622.10	6,691,248.90
Total:	15,667,593,871.00	13,884,378,273.38	13,884,378,273.38	13,884,378,273.38	13,883,543,117.44	1,776,524,348.72	1,776,524,348.72	1,776,524,348.72	1,776,524,348.7	15,660,902,622.10	6,691,248.90
05 PROTECCIÓN DEL MEDIO AMB.											
551 PROT. DEL AIRE, AGUA Y SUELO	815,176,273.00	770,284,919.53	768,068,732.94	766,819,279.41	717,554,958.40					768,068,732.94	47,107,540.06
552 PROT. DE LA BIODIVERSIDAD	215,267,756.00	211,127,622.49	210,782,118.49	210,766,110.49	208,966,728.02					210,782,118.49	4,485,637.51
Total:	1,030,444,029.00	981,412,542.02	978,850,851.43	977,585,389.90	926,521,686.42					978,850,851.43	51,593,177.57
09 AMORTIZACION DE DEUDA											
999 AMORTIZACION DE DEUDA	37,155,701,455.41	14,350,978,321.04	14,350,978,321.04	14,350,978,321.04	14,341,227,129.36	20,154,480,058.41	20,154,480,058.41	20,154,480,058.41	20,154,480,058.41	34,505,458,379.45	2,650,243,075.96
Total:	37,155,701,455.41	14,350,978,321.04	14,350,978,321.04	14,350,978,321.04	14,341,227,129.36	20,154,480,058.41	20,154,480,058.41	20,154,480,058.41	20,154,480,058.4	34,505,458,379.45	2,650,243,075.96
Total:	244,169,105,258.00	200,328,816,648.56	200,184,837,402.96	199,981,608,873.28	194,655,265,327.55	38,193,297,433.47	38,193,247,653.44	38,193,196,650.56	38,180,246,485.34	238,378,085,056.40	5,791,020,201.60

EJECUCION DEL GASTO POR FUNCIONES Y FUENTE DE FINANCIAMIENTO EXTERNA

Del:01/01/2007 Al: 30/04/2008
(VALORES EN RD$

FUENTE DE FINANCIAMIENTO EXTERNA

Descripción 1	Apropiación Vigente 2	CREDITOS EXTERNOS				DONACIONES EXTERNAS				Total Compromiso 11= (4-8)	Apropiación Disponible 12= (2-11)
		Preventivo 3	Compromiso 4	Devengado 5	Pagado 6	Preventivo 7	Compromiso 8	Devengado 9	Pagado 10		
01 SERVICIOS GENERALES											
000 MULTI-FUNCIONAL										0.00	0.00
111 ADMINISTRACIÓN GENERAL	580,734,589.68	113,187,169.74	113,187,169.74	113,187,169.74	113,187,169.74	200,749,223.03	200,749,223.03	200,749,223.03	123,749,223.03	313,936,392.77	266,798,196.91
112 JUSTICIA Y ORDEN PÚBLICO	89,200,000.00					89,200,000.00	89,200,000.00	89,200,000.00	0.00	89,200,000.00	0.00
113 DEFENSA NACIONAL	64,500,000.00					64,500,000.00	64,500,000.00	64,500,000.00	0.00	64,500,000.00	0.00
114 RELACIONES INTERNACIONALES	36,148,073.45	22,554,664.16	22,554,664.16	22,554,664.16	22,554,664.16	13,593,409.29	13,593,409.29	13,593,409.29	13,593,409.29	36,148,073.45	0.00
Total:	770,582,663.13	135,741,833.90	135,741,833.90	135,741,833.90	135,741,833.90	368,042,632.32	368,042,632.32	368,042,632.32	137,342,632.3	503,784,466.22	266,798,196.91
02 SERVICIOS SOCIALES											
221 EDUCACIÓN	2,243,729,831.27	1,125,908,206.52	1,125,908,206.52	1,125,908,206.52	1,125,908,206.52	252,934,951.39	252,934,951.39	252,934,951.39	233,869,351.39	1,378,843,157.91	864,886,673.36
222 DEPORTES, REC., CUL. Y REL.	59,840,000.00					59,840,000.00	59,840,000.00	59,840,000.00	0.00	59,840,000.00	0.00
223 SALUD	1,339,406,223.22	667,776,261.30	667,776,261.30	667,776,261.30	667,776,261.30	554,969,115.42	554,969,115.42	554,969,115.42	554,912,515.42	1,222,745,376.72	116,660,846.50
224 ASISTENCIA SOCIAL	388,659,573.29	425,425.41	425,425.41	425,425.41	425,425.41	53,229,495.37	53,229,495.37	53,229,495.37	14,529,195.37	53,654,920.78	335,004,652.51
226 VIVIENDA Y URBANISMO	31,955,426.00									0.00	31,955,426.00
227 AGUA POTABLE Y ALCANT.	4,374,809,449.09	3,416,483,146.08	3,416,483,146.08	3,416,483,146.08	3,416,483,146.08	0.00	0.00	0.00	0.00	3,416,483,146.08	958,326,303.01
228 SERVICIOS MUNICIPALES	31,637,500.00					31,637,500.00	31,637,500.00	31,637,500.00	0.00	31,637,500.00	0.00
230 SEGURIDAD SOCIAL	5,977,478.18	5,977,478.18	5,977,478.18	5,977,478.18	5,977,478.18					5,977,478.18	0.00
Total:	8,476,015,481.05	5,216,570,517.49	5,216,570,517.49	5,216,570,517.49	5,216,570,517.49	952,611,062.18	952,611,062.18	952,611,062.18	803,311,062.2	6,169,181,579.67	2,306,833,901.38
03 SERVICIOS ECONÓMICOS											
331 AGROPECUARIO Y PESCA	1,065,313,665.83	971,626,641.06	971,626,641.06	971,626,641.06	971,626,641.06	1,623,510.34	1,623,510.34	1,623,510.34	1,623,510.34	973,250,151.40	92,063,514.43
332 RIEGO	510,606,899.13	510,606,899.10	510,606,899.10	510,606,899.10	510,606,899.10					510,606,899.10	0.03
333 INDUSTRIA Y COMERCIO	419,611,255.88	122,546,183.94	122,546,183.94	122,546,183.94	122,546,183.94	56,505,674.68	56,505,674.68	56,505,674.68	56,505,674.68	179,051,858.62	240,559,397.26
334 MINERÍA	806,000,000.00									0.00	806,000,000.00
335 TRANSPORTE	6,726,970,714.93	6,028,265,783.01	6,028,265,783.01	6,028,265,783.01	6,028,265,783.01	27,500,000.00	27,500,000.00	27,500,000.00	0.00	6,055,765,783.01	671,204,931.92
337 COMUNICACIONES	63,609,748.94	1,109,748.94	1,109,748.94	1,109,748.94	1,109,748.94	62,500,000.00	62,500,000.00	62,500,000.00	0.00	63,609,748.94	0.00
339 ENERGÍA	17,856,407,500.13	17,795,134,507.28	17,795,134,507.28	17,795,134,507.28	17,791,784,947.28	44,470,000.00	44,470,000.00	44,470,000.00	44,470,000.00	17,839,604,507.28	16,802,992.85
341 TURISMO										0.00	0.00
342 TRABAJO	60,783,965.84	28,524,430.41	28,524,430.41	28,524,430.41	28,524,430.41					28,524,430.41	32,259,535.43
343 BANCA Y SEGUROS	56,134,050.20	55,707,941.19	55,707,941.19	55,707,941.19	55,707,941.19					55,707,941.19	426,109.01
Total:	27,565,437,800.86	25,513,522,134.93	25,513,522,134.93	25,513,522,134.93	25,510,172,574.93	192,599,185.02	192,599,185.02	192,599,185.02	102,599,185.0	25,706,121,319.95	1,859,316,480.93
04 INTERESES DE LA DEUDA PÚBLICA											
442 INTER. Y COM. DE LA DEUDA. PÚB.										0.00	0.00
Total:										0.00	0.00
05 PROTECCIÓN DEL MEDIO AMB.											
551 PROT. DEL AIRE, AGUA Y SUELO	202,432,366.95					55,402,912.63	55,402,912.63	55,402,912.63	55,402,912.63	55,402,912.63	147,029,454.32
552 PROT. DE LA BIODIVERSIDAD	553,397,162.05					9,676,610.93	9,676,610.93	9,676,610.93	9,676,610.93	9,676,610.93	543,720,551.12
Total:	755,829,529.00					65,079,523.56	65,079,523.56	65,079,523.56	65,079,523.6	65,079,523.56	690,750,005.44
09 AMORTIZACION DE DEUDA											
999 AMORTIZACION DE DEUDA	0.00	0.00	0.00	0.00	0.00					0.00	0.00
Total:	0.00	0.00	0.00	0.00	0.00					0.00	0.00
Total:	37,567,865,474.06	30,865,834,486.32	30,865,834,486.32	30,865,834,486.32	30,862,484,926.32	1,578,332,403.08	1,578,332,403.08	1,578,332,403.08	1,108,332,403.08	32,444,166,889.40	5,123,698,584.66

CLASIFICACION POR CAPITULOS Y GRUPOS DE FUNCIONES

DEVENGADO

Del: 01/01/2007 Al: 30/04/2008

(VALORES EN RD$)

Capítulo	Función	SERVICIOS SOCIALES	SERVICIOS GENERALES	SERVICIOS ECONÓMICOS	PROTECCIÓN DEL MEDIO AMB.	INTERESES DE LA DEUDA PÚBLICA	AMORTIZACION DE DEUDA	TOTAL
0101	CONGRESO NACIONAL	444,680,866.91	3,863,572,781.47	0.00	0.00	0.00	77,500,099.96	4,385,753,748.34
0201	PRESIDENCIA DE LA REPÚBLICA	17,438,235,140.65	10,520,855,947.28	5,601,904,119.86	81,450,000.00	0.00	0.00	33,642,445,207.79
0202	SEC. DE ESTADO DE INT. Y POL.	15,325,849,280.16	4,952,571,916.58	347,274,899.14	0.00	0.00	0.00	20,625,696,095.88
0203	SEC. DE ESTADO DE LAS FF AA	2,603,414,839.56	6,539,925,849.36	9,973,750.14	0.00	0.00	0.00	9,153,314,439.06
0204	SEC. DE ESTADO DE REL. EXT.	38,075,822.32	2,780,554,587.42	0.00	0.00	0.00	0.00	2,818,630,409.74
0205	SECRETARIA DE ESTADO DE HACIENDA	0.00	5,914,394,302.16	4,327,031,388.53	0.00	0.00	0.00	10,241,425,690.69
0206	SEC. DE ESTADO DE EDUCACIÓN	24,323,822,590.17	0.00	0.00	0.00	0.00	0.00	24,323,822,590.17
0207	SEC. DE ESTADO DE SALUD PÚBLICA	26,811,538,362.78	0.00	0.00	0.00	0.00	0.00	26,811,538,362.78
0208	SEC. DE E. DE DEP., EDUC. FÍS. Y REC.	1,723,489,131.58	83,283,302.67	0.00	0.00	0.00	0.00	1,806,772,434.25
0209	SEC. DE ESTADO DE TRABAJO	449,105,504.01	65,374,257.31	443,589,099.44	0.00	0.00	0.00	958,068,860.76
0210	SEC. DE ESTADO DE AGRICULTURA	19,908,185.89	0.00	6,937,363,239.90	0.00	0.00	0.00	6,957,271,425.79
0211	SECRETARIA DE ESTADO DE OBRAS PUBLICAS	2,748,123,942.49	1,343,428,002.86	18,501,185,429.59	200,000.00	0.00	0.00	22,592,937,374.94
0212	SEC. DE ESTADO DE IND. Y COM.	0.00	0.00	1,159,411,325.66	35,278,696.96	0.00	0.00	1,194,690,022.62
0213	SEC. DE ESTADO DE TURISMO	0.00	0.00	781,096,015.78	0.00	0.00	0.00	781,096,015.78
0214	PROCURADURÍA GRAL. DE LA REP.	33,562,255.99	1,966,397,501.20	0.00	0.00	0.00	0.00	1,999,959,757.19
0215	SEC. DE ESTADO DE LA MUJER	186,457,198.89	0.00	0.00	0.00	0.00	0.00	186,457,198.89
0216	SEC. DE ESTADO DE CULTURA	863,197,555.72	3,500,000.00	47,068,814.00	0.00	0.00	0.00	913,766,369.72
0217	SEC. DE ESTADO DE LA JUVENTUD	221,874,979.65	0.00	0.00	0.00	0.00	0.00	221,874,979.65
0218	SEC. DE ESTADO DE MEDIO AMBIENTE. Y REC. NAT.	96,207,020.00	0.00	1,963,462,932.77	925,736,216.50	0.00	0.00	2,985,406,169.27
0219	SEC. DE ESTADO DE EDUCACION SUP., C. Y TEC.	4,336,960,803.52	1,000,000.00	0.00	0.00	0.00	0.00	4,337,960,803.52
0301	PODER JUDICIAL	105,944,376.00	3,059,635,031.30	0.00	0.00	0.00	40,000,000.00	3,205,579,407.30
0401	JUNTA CENTRAL ELECTORAL	334,508,356.03	1,489,897,100.00	0.00	0.00	0.00	10,430,945.00	1,834,836,401.03
0402	CÁMARA DE CUENTAS	0.00	396,685,665.87	0.00	0.00	0.00	0.00	396,685,665.87
0998	ADMINISTRACION DE DEUDA PUBLICA Y ACTIVOS FINANCIEROS	0.00	2,502,859,593.67	0.00	0.00	15,660,902,622.10	34,377,527,334.49	52,541,289,550.26
0999	ADMINISTACION DE OBLIGACIONES DEL TESORO NACIONAL	11,499,882,568.05	2,994,174,816.93	21,207,636,046.97	0.00	0.00	0.00	35,701,693,431.95
SUB-TOTAL		109,604,838,780.37	48,478,110,656.08	61,326,997,061.78	1,042,664,913.46	15,660,902,622.10	34,505,458,379.45	270,618,972,413.24
Anticipos y Fondos de Terceros:								3,918,593,557.28
Libramientos de Año Anterior:								1,381,171,153.03
TOTAL GENERAL								275,918,737,123.55

EJECUCION DEL GASTO POR CAPITULO Y CLASIFICACION OBJETAL

DIGEPRES
Dirección General de Presupuesto

EJECUCION DEL GASTO POR CAPITULOS Y CLASIFICACION OBJETAL

OBJETO: SERVICIOS PERSONALES

DEL: 01/01/2007 AL: 30/04/2008

(VALORES EN RD$) ETAPA: DEVENGADO

CAPITULO	CUENTA	SUELDOS PARA CARGOS FIJOS	SUELDOS PERSONAL TEMPORERO	SOBRESUELDOS	JORNALES	HONORARIOS	DIETAS Y GASTOS DE REPRESENTACIÓN	GRATIFICACIONES Y BONIFICACIONES	CONTRIBUCIONES A LA SEGURIDAD SOCIAL	TOTALES
0101	CONGRESO NACIONAL	858,227,519.00	155,840,000.00	19,799,999.00		1,819,999.00	109,499,630.99	88,482,566.00	119,368,072.98	1,353,037,786.97
0201	PRESIDENCIA DE LA REPÚBLICA	1,527,150,552.09	418,525,053.69	224,993,854.47	23,281,290.25	181,210,810.62	172,000.00	179,811,545.68	160,172,185.03	2,715,317,291.83
0202	SEC. DE ESTADO DE INT. Y POL.	2,712,116,141.59	78,824,204.00	708,751,127.03		8,072,757.55		258,282,640.63	28,146,653.86	3,794,193,524.66
0203	SEC. DE ESTADO DE LAS FF AA	4,021,262,820.02	259,922,574.44	708,257,191.19	14,327,157.56	0.00		349,702,994.96	0.00	5,353,472,738.17
0204	SEC. DE ESTADO DE REL. EXT.	720,232,648.63	31,524,490.51	27,230,879.21		15,893,920.31	347,356,591.48	67,069,667.29	71,185,313.27	1,280,493,510.70
0205	SECRETARIA DE ESTADO DE HACIENI	368,273,475.62	77,264,819.95	57,148,943.00		76,994,330.94	0.00	52,443,651.57	38,320,964.98	670,446,186.06
0206	SEC. DE ESTADO DE EDUCACIÓN	11,979,868,905.83	0.00	74,531,835.84		285,351,777.40		1,003,797,870.49	1,263,403,555.97	14,606,953,945.53
0207	SEC. DE ESTADO DE SALUD PÚBLICA	5,914,456,905.99	815,919,483.47	1,047,841,675.81		266,231,135.23	1,242,000.00	645,117,974.35	633,065,434.10	9,323,874,608.95
0208	SEC. DE E. DE DEP., EDUC. FÍS. Y REC	326,351,366.68	41,067,126.11	6,033,036.00		1,000,000.00		28,870,914.98	34,048,364.28	437,370,808.05
0209	SEC. DE ESTADO DE TRABAJO	173,784,775.98	6,785,404.56	4,679,870.46		14,338,467.58	3,165,600.00	20,093,428.95	17,618,043.19	240,465,590.72
0210	SEC. DE ESTADO DE AGRICULTURA	994,546,226.14	202,617,517.88	10,124,399.52	9,647,825.05	28,107,215.25		96,837,441.96	85,302,496.53	1,427,183,122.33
0211	SECRETARIA DE ESTADO DE OBRAS P	1,456,963,757.73	542,447,287.78	131,533,359.96	2,119,008.84	0.00		151,466,929.55	157,518,382.44	2,442,048,726.30
0212	SEC. DE ESTADO DE IND. Y COM.	165,385,778.32	19,326,264.82	5,901,378.00		609,032.20		18,882,847.70	16,746,410.56	226,851,711.60
0213	SEC. DE ESTADO DE TURISMO	138,192,234.44	3,641,569.75			3,250,979.87		16,755,738.22	12,464,575.82	174,305,098.10
0214	PROCURADURÍA GRAL. DE LA REP.	734,218,180.53	36,201,270.98	23,702,496.23	722,499.99	3,598,163.50	10,073,473.75	83,697,656.73	82,172,792.42	974,386,534.13
0215	SEC. DE ESTADO DE LA MUJER	81,628,122.06	8,606,260.90	1,568,380.64		2,574,835.80		8,815,300.54	8,493,070.77	111,685,970.71
0216	SEC. DE ESTADO DE CULTURA	336,440,913.70	615,000.00	6,490,760.00		3,482,192.52		29,862,919.74	34,905,172.04	411,796,958.00
0217	SEC. DE ESTADO DE LA JUVENTUD	73,490,453.82		3,568,100.92				6,354,892.73	7,593,730.33	91,007,177.80
0218	SEC. DE ESTADO DE MEDIO AMBIENTI	399,061,936.74	19,698,055.26	53,757,376.18		14,481,617.13		39,927,590.18	41,394,548.47	568,321,123.96
0219	SEC. DE ESTADO DE EDUCACION SUP	77,812,810.70	27,340,843.49	3,364,738.52		240,906.00		10,640,555.64	7,970,320.24	127,370,174.59
0301	PODER JUDICIAL	648,591,279.72	99,906,592.98	38,278,665.00		18,534,193.00	41,956,704.00	175,803,927.60	92,762,760.00	1,115,834,122.30
0401	JUNTA CENTRAL ELECTORAL	554,375,606.00	25,967,756.00	147,293,910.00		27,268,600.00	14,052,399.00	85,459,718.00	12,436,287.00	866,854,276.00
0402	CÁMARA DE CUENTAS	128,354,793.00	742,512.00	872,220.00		3,390,228.99	5,225,332.98	25,532,040.00	13,035,384.00	177,152,510.97
Total:		34,390,787,204.33	2,872,784,088.57	3,305,724,196.98	50,097,781.69	956,451,162.89	532,743,732.20	3,443,710,813.49	2,938,124,518.28	48,490,423,498.43

EJECUCION DEL GASTO POR CAPITULOS Y CLASIFICACION OBJETAL

OBJETO: SERVICIOS NO PERSONALES

DEL: 01/01/2007 AL: 30/04/2008

(VALORES EN RD$) ETAPA: DEVENGADO

CAPITULO	CUENTA	SERVICIOS DE COMUNICACIONES	SERVICIOS BÁSICOS	PUBLICIDAD, IMPRESIÓN Y ENCUADERNACIÓN	VIÁTICOS	TRANSPORTE Y ALMACENAJE	ALQUILERES	SEGUROS	CONSERV., REPS. MENORES Y CONSTS. TEMP.	OTROS SERVICIOS NO PERSONALES	TOTALES
0101	CONGRESO NACIONAL	90,438,246.96	78,405,274.92	169,974,624.92	96,481,850.00	47,776,800.00	46,856,238.98	220,067,918.00	92,577,377.92	552,222,736.68	1,394,801,068.38
0201	PRESIDENCIA DE LA REPÚBLICA	86,249,786.34	41,041,072.16	992,069,987.45	226,622,052.95	113,195,328.59	182,928,156.97	114,188,414.67	278,051,091.97	941,167,834.58	2,975,513,725.68
0202	SEC. DE ESTADO DE INT. Y POL.	124,925,474.13	9,156,745.96	23,079,721.03	55,634,736.56	6,772,965.01	46,422,684.51	77,079,847.10	60,471,649.56	80,422,936.62	483,966,760.48
0203	SEC. DE ESTADO DE LAS FF AA	81,035,125.61	6,464,022.37	1,698,647.13	93,000,155.16	9,009,163.53	6,771,728.03	18,706,385.68	25,077,825.93	21,001,523.57	262,764,577.01
0204	SEC. DE ESTADO DE REL. EXT.	28,423,269.17	32,880,765.73	29,380,099.36	62,951,483.43	51,900,996.30	504,601,268.05	24,212,842.15	55,731,095.92	63,456,909.96	853,538,730.07
0205	SECRETARIA DE ESTADO DE HACIENI	28,887,628.47	24,339,304.05	9,211,986.28	6,499,841.62	1,282,669.19	4,326,706.56	43,695,541.00	10,844,745.71	24,158,262.96	153,246,685.84
0206	SEC. DE ESTADO DE EDUCACIÓN	75,382,800.58	20,385,268.00	44,762,388.39	1,369,100.40	3,800,677.74	22,113,080.00	19,465,787.86	86,747,053.81	268,967,841.93	542,993,998.71
0207	SEC. DE ESTADO DE SALUD PÚBLICA	61,932,069.37	150,791,891.73	119,874,399.85	34,690,372.32	51,939,985.91	87,585,831.12	91,480,150.72	406,293,202.34	375,006,770.90	1,379,594,674.26
0208	SEC. DE E. DE DEP., EDUC. FÍS. Y REC	11,927,452.22	125,384,900.48	29,731,759.08	53,568,567.50	44,069,793.68	30,322,267.22	33,427,779.48	1,544,681.04	1,797,436.00	331,774,636.70
0209	SEC. DE ESTADO DE TRABAJO	7,340,238.95	10,109,805.18	8,408,249.66	21,669,403.24	2,156,768.41	10,646,188.20	11,526,081.40	2,678,766.80	27,798,069.79	102,333,571.63
0210	SEC. DE ESTADO DE AGRICULTURA	21,787,323.92	33,119,747.91	4,446,537.14	9,386,599.06	2,576,281.30	63,641,505.68	80,352,538.96	2,630,627.36	295,651,292.02	513,592,453.35
0211	SECRETARIA DE ESTADO DE OBRAS P	57,525,144.24	50,455,829.46	36,758,613.20	12,223,932.00	4,698,856.00	42,641,979.93	107,585,868.96	182,663,621.00	45,527,189.24	540,081,034.03
0212	SEC. DE ESTADO DE IND. Y COM.	14,813,401.44	11,373,216.21	52,515,038.39	207,473.41	386,078.00	10,984,776.00	20,201,311.92	265,140.52	409,391.84	111,155,827.73
0213	SEC. DE ESTADO DE TURISMO	5,022,190.82	6,102,996.90	576,883,386.00	4,356,598.00			5,137,691.00	0.00		597,502,862.72
0214	PROCURADURÍA GRAL. DE LA REP.	39,444,917.24	29,710,731.15	12,381,360.75	16,526,459.96	3,791,372.00	14,978,257.23	74,609,966.00	11,051,483.49	5,039,334.69	207,533,882.51
0215	SEC. DE ESTADO DE LA MUJER	2,906,370.67	1,776,068.25	4,877,019.40	1,920,068.55	1,799,596.23	3,891,684.30	4,214,673.88	1,720,052.15	2,554,453.70	25,659,987.13
0216	SEC. DE ESTADO DE CULTURA	19,003,157.66	58,048,642.17	29,784,888.10	18,022,544.58	7,027,416.97	15,780,372.43	11,583,896.31	23,143,746.97	39,411,270.88	221,805,936.07
0217	SEC. DE ESTADO DE LA JUVENTUD	4,668,876.97	3,371,245.09	3,592,730.09	0.00	8,681,592.48	8,387,837.07	12,667,518.28	1,885,699.65	954,553.00	44,210,052.63
0218	SEC. DE ESTADO DE MEDIO AMBIENTI	22,749,653.32	14,504,304.84	2,031,747.76	7,234,678.19	2,308,683.36	17,046,661.01	25,449,525.36	5,274,567.12	6,170,735.55	102,770,556.51
0219	SEC. DE ESTADO DE EDUCACION SUP	5,734,259.11	3,457,862.54	22,921,843.71	923,409.89	940,059.39	13,792,809.58	6,717,839.69	1,518,103.03	82,779,530.89	138,785,717.83
0301	PODER JUDICIAL	56,735,999.00	142,818,094.00	31,000,011.00	37,987,970.00	15,200,000.00	53,666,667.00	135,795,834.00	25,637,172.00	135,241,295.36	634,083,042.36
0401	JUNTA CENTRAL ELECTORAL	46,736,885.00	17,268,327.00	78,342,762.00	43,342,900.00	3,908,494.00	37,084,124.00	30,842,692.00	21,430,781.00	54,070,450.00	333,027,415.00
0402	CÁMARA DE CUENTAS	2,455,488.00	5,499,216.00	27,130,344.00	46,377,648.00	2,304,528.00	1,679,268.00	15,943,836.00	4,068,120.00	8,548,774.95	114,007,222.95
0999	ADMINISTACION DE OBLIGACIONES DE		2,994,174,816.93								2,994,174,816.93
Total:		896,125,759.19	3,870,640,149.03	2,310,858,144.69	850,997,844.82	385,528,106.09	1,226,150,091.87	1,184,953,940.42	1,301,306,605.29	3,032,358,595.11	15,058,919,236.51

EJECUCION DEL GASTO POR CAPITULOS Y CLASIFICACION OBJETAL

OBJETO: MATERIALES Y SUMINISTROS

DEL: 01/01/2007 AL: 30/04/2008

(VALORES EN RD$) ETAPA: DEVENGADO

CAPITULO	CUENTA	ALIMENTOS Y PRODUCTOS AGROFORESTALES	TEXTILES Y VESTUARIO	PRODUCTOS DE PAPEL, CARTÓN E IMPRESOS	COMBUSTIBLES, LUBRICANTES, PROD. QUÍMICOS Y C.	PRODUCTOS DE CUERO,CAUCHO Y PLASTICOS	PRODUCTOS DE MINERALES METALICOS Y NO METAL	5% PARA GASTOS IMPREVISTOS	1% PARA GASTOS DE CALAMIDAD PUBLICA	PRODUCTOS Y UTILES VARIOS	TOTALES
0101	CONGRESO NACIONAL	113,681,656.00	56,081,512.92	41,719,999.92	92,469,998.88	27,030,000.00	5,099,546.88			225,586,038.84	561,668,753.44
0201	PRESIDENCIA DE LA REPÚBLICA	2,509,858,474.92	115,240,329.91	23,640,466.73	247,321,260.93	40,551,682.09	120,344,470.96	0.00	0.00	85,408,639.60	3,142,365,325.14
0202	SEC. DE ESTADO DE INT. Y POL.	217,756,562.63	82,805,869.12	18,052,150.60	669,746,266.16	23,683,555.21	5,450,144.46			302,744,432.38	1,320,238,980.56
0203	SEC. DE ESTADO DE LAS FF AA	432,772,456.95	198,107,540.43	34,247,004.17	512,917,715.72	22,609,136.98	33,854,904.09			157,348,800.66	1,391,857,559.00
0204	SEC. DE ESTADO DE REL. EXT.	17,194,968.93	5,471,189.83	437,893,181.33	23,265,050.78	2,990,073.33	3,732,693.45			34,497,779.15	525,044,936.80
0205	SECRETARIA DE ESTADO DE HACIENI	16,176,158.58	3,438,804.98	35,008,859.33	12,898,464.59	2,291,550.90	1,303,721.26			11,988,998.27	83,106,557.91
0206	SEC. DE ESTADO DE EDUCACIÓN	2,439,125,446.11	62,697,440.20	641,431,278.08	33,634,306.82	3,203,920.00	3,011,948.70			72,609,786.33	3,255,714,126.24
0207	SEC. DE ESTADO DE SALUD PÚBLICA	303,392,110.68	142,908,801.31	80,474,614.52	2,177,108,980.14	93,540,869.69	12,782,473.65			684,357,381.44	3,494,565,231.43
0208	SEC. DE E. DE DEP., EDUC. FÍS. Y REC	167,430,132.97	47,092,014.04	659,038.57	13,291,612.59	3,347,107.74	10,008,353.58			169,083,307.20	410,911,566.69
0209	SEC. DE ESTADO DE TRABAJO	9,378,718.65	911,572.25	698,287.45	7,592,527.26	341,958.02	26,251.72			7,385,206.99	26,334,522.34
0210	SEC. DE ESTADO DE AGRICULTURA	800,492,892.56	325,035.66	1,855,068.05	82,085,714.28	4,570,493.75	464,805.86			51,133,323.92	940,927,334.08
0211	SECRETARIA DE ESTADO DE OBRAS P	9,997,149.44	12,963,484.49	9,962,225.33	447,338,224.42	92,973,000.74	123,859,285.18			16,409,736.47	713,503,106.07
0212	SEC. DE ESTADO DE IND. Y COM.	999,365.40	576,670.80	3,335,537.72	21,823,342.83	851,038.33	4,349,526.65			8,526,071.33	40,461,553.06
0213	SEC. DE ESTADO DE TURISMO	10,000.00		331,936.53	3,600,000.00	159,950.39	0.00			1,913,284.45	6,015,171.37
0214	PROCURADURÍA GRAL. DE LA REP.	352,323,482.70	50,047,349.73	19,024,624.23	61,006,449.30	29,205,862.41	15,461,401.27			85,592,375.30	612,661,544.94
0215	SEC. DE ESTADO DE LA MUJER	3,593,612.10	1,977,331.00	927,473.05	2,753,396.72	124,666.94	79,325.24			8,051,974.73	17,507,779.78
0216	SEC. DE ESTADO DE CULTURA	1,215,001.74	1,567,133.19	828,246.03	7,456,021.41	142,376.98	484,744.67			6,172,257.80	17,865,781.82
0217	SEC. DE ESTADO DE LA JUVENTUD	83,254.50	196,535.32		1,500,000.00					200,437.71	1,980,227.53
0218	SEC. DE ESTADO DE MEDIO AMBIENTI	60,144,539.55	1,793,852.21	1,383,248.80	26,199,896.04	2,196,399.94	806,031.11			5,707,865.69	98,231,833.34
0219	SEC. DE ESTADO DE EDUCACION SUP	6,430,586.87	1,198,332.87	1,861,016.59	6,378,622.69	240,430.14	26,199.56			6,337,170.06	22,472,358.78
0301	PODER JUDICIAL	42,905,498.96	364,597,138.00	60,228,389.68	146,508,307.00	7,600,000.00	15,099,999.00			491,081,555.00	1,128,020,887.64
0401	JUNTA CENTRAL ELECTORAL	31,306,301.00	4,588,683.00	38,122,986.00	40,349,512.00	12,882,774.00	3,357,997.00			108,281,522.00	238,889,775.00
0402	CÁMARA DE CUENTAS	5,740,572.00	3,800,376.00	8,561,259.99	13,428,297.00	6,005,268.00	5,183,172.00			38,395,282.98	81,114,227.97
Total:		7,542,008,943.24	1,158,386,997.26	1,460,246,892.70	4,650,673,967.56	376,542,115.58	364,786,996.29	0.00	0.00	2,578,813,228.30	18,131,459,140.93

EJECUCION DEL GASTO POR CAPITULOS Y CLASIFICACION OBJETAL

OBJETO: TRANSFERENCIAS CORRIENTES

DEL: 01/01/2007 AL: 30/04/2008

(VALORES EN RD$) ETAPA: DEVENGADO

CAPITULO	CUENTA	PRESTACIONES DE LA SEGURIDAD SOCIAL	TRANSFERENCIAS CORRIENTES AL SECTOR PRIVADO	TRANSFERENCIAS CORRIENTES AL SECTOR PÚBLICO	TRANSFERENCIAS CORRIENTES AL SECTOR EXTERNO	TOTALES
0101	CONGRESO NACIONAL		443,420,866.91	1,260,000.00	9,126,666.00	453,807,532.91
0201	PRESIDENCIA DE LA REPÚBLICA		2,194,714,817.11	7,771,873,636.40	142,825,609.22	10,109,414,062.73
0202	SEC. DE ESTADO DE INT. Y POL.	1,093,079,460.66	10,844,058.47	8,430,333,328.80	745,447.50	9,535,002,295.43
0203	SEC. DE ESTADO DE LAS FF AA	1,834,609,091.82	95,720,030.42	135,469,328.00	268,513.80	2,066,066,964.04
0204	SEC. DE ESTADO DE REL. EXT.		6,636,206.32	60,006,775.00		66,642,981.32
0205	SECRETARIA DE ESTADO DE HACIENI		96,628,916.20	4,709,707,862.50	0.00	4,806,336,778.70
0206	SEC. DE ESTADO DE EDUCACIÓN	633,028,706.14	630,857,986.96	1,068,688,577.75		2,332,575,270.85
0207	SEC. DE ESTADO DE SALUD PÚBLICA		373,070,478.50	5,441,511,931.27	23,731,185.05	5,838,313,594.82
0208	SEC. DE E. DE DEP., EDUC. FÍS. Y REC		416,502,268.42			416,502,268.42
0209	SEC. DE ESTADO DE TRABAJO	4,674,227.01	9,333,200.00	509,805,534.31		523,812,961.32
0210	SEC. DE ESTADO DE AGRICULTURA		64,117,340.24	3,168,528,658.91	1,485,031.32	3,234,131,030.47
0211	SECRETARIA DE ESTADO DE OBRAS P		7,921,471.11	248,395,592.37		256,317,063.48
0212	SEC. DE ESTADO DE IND. Y COM.		251,000.00	203,917,708.08		204,168,708.08
0213	SEC. DE ESTADO DE TURISMO			0.00		0.00
0214	PROCURADURÍA GRAL. DE LA REP.	33,562,255.99	6,905,801.96	16,167,242.00		56,635,299.95
0215	SEC. DE ESTADO DE LA MUJER		8,700,799.96	11,000,000.00		19,700,799.96
0216	SEC. DE ESTADO DE CULTURA		21,194,078.00	198,326,298.91		219,520,376.91
0217	SEC. DE ESTADO DE LA JUVENTUD		80,030,010.16		495,000.00	80,525,010.16
0218	SEC. DE ESTADO DE MEDIO AMBIENTI		11,452,376.48	1,042,177,848.68		1,053,630,225.16
0219	SEC. DE ESTADO DE EDUCACION SUP		593,827,238.49	2,847,410,150.80	0.00	3,441,237,389.29
0301	PODER JUDICIAL	75,944,376.00	112,883,820.00			188,828,196.00
0401	JUNTA CENTRAL ELECTORAL	37,186,656.00	297,321,700.03			334,508,356.03
0402	CÁMARA DE CUENTAS		9,476,823.99			9,476,823.99
0999	ADMINISTACION DE OBLIGACIONES DE	5,948,152,704.58	5,955,453,863.47	20,803,912,046.97		32,707,518,615.02
Total:		9,660,237,478.20	11,447,265,153.20	56,668,492,520.75	178,677,452.89	77,954,672,605.04

EJECUCION DEL GASTO POR CAPITULOS Y CLASIFICACION OBJETAL

OBJETO: TRANSFERENCIAS DE CAPITAL

DEL: 01/01/2007 AL: 30/04/2008

(VALORES EN RD$) ETAPA: DEVENGADO

CAPITULO	CUENTA	TRANSFERENCIAS DE CAPITAL AL SECTOR PRIVADO	TRANSFERENCIAS DE CAPITAL AL SECTOR PÚBLICO	TOTALES
0201	PRESIDENCIA DE LA REPÚBLICA	23,500,000.00	4,675,030,508.01	4,698,530,508.01
0202	SEC. DE ESTADO DE INT. Y POL.		5,334,429,208.88	5,334,429,208.88
0205	SECRETARIA DE ESTADO DE HACIENI		3,839,354,294.53	3,839,354,294.53
0207	SEC. DE ESTADO DE SALUD PÚBLICA		5,521,811,453.04	5,521,811,453.04
0210	SEC. DE ESTADO DE AGRICULTURA		276,209,412.61	276,209,412.61
0211	SECRETARIA DE ESTADO DE OBRAS P		1,300,000,437.00	1,300,000,437.00
0212	SEC. DE ESTADO DE IND. Y COM.		112,000,000.00	112,000,000.00
0218	SEC. DE ESTADO DE MEDIO AMBIENTI		1,027,492,104.09	1,027,492,104.09
0219	SEC. DE ESTADO DE EDUCACION SUP		387,684,046.09	387,684,046.09
Total:		23,500,000.00	22,474,011,464.25	22,497,511,464.25

EJECUCION DEL GASTO POR CAPITULOS Y CLASIFICACION OBJETAL

OBJETO: ACTIVOS NO FINANCIEROS

DEL: 01/01/2007 AL: 30/04/2008

(VALORES EN RD$) ETAPA: DEVENGADO

CAPITULO	CUENTA	MAQUINARIA Y EQUIPO	INMUEBLES	CONSTRUCCIONES Y MEJORAS	5% PARA IMPREVISTOS DE INVERSION	1% PARA INVERSION EN CASO DE CALAMIDAD PUBLICA	OTROS ACTIVOS	TOTALES
0101	CONGRESO NACIONAL	327,925,785.76		217,012,720.92				544,938,506.68
0201	PRESIDENCIA DE LA REPÚBLICA	224,251,856.84		9,721,118,359.63	0.00	0.00	6,385,180.56	9,951,755,397.03
0202	SEC. DE ESTADO DE INT. Y POL.	79,986,800.63		14,236,289.46			181,656.00	94,404,746.09
0203	SEC. DE ESTADO DE LAS FF AA	75,423,704.14	448,084.80	1,200,000.00			2,080,811.90	79,152,600.84
0204	SEC. DE ESTADO DE REL. EXT.	63,288,765.22		14,318,881.42			15,302,604.21	92,910,250.85
0205	SECRETARIA DE ESTADO DE HACIENI	27,775,990.51		13,466,839.17			2,692,357.97	43,935,187.65
0206	SEC. DE ESTADO DE EDUCACIÓN	658,046,757.26	30,918,811.05	2,889,873,826.02			6,745,854.51	3,585,585,248.84
0207	SEC. DE ESTADO DE SALUD PÚBLICA	855,389,750.72	2,304,972.45	395,546,657.11			137,420.00	1,253,378,800.28
0208	SEC. DE E. DE DEP., EDUC. FÍS. Y REC	5,376,878.37		204,836,276.02				210,213,154.39
0209	SEC. DE ESTADO DE TRABAJO	22,702,242.88		42,419,971.87				65,122,214.75
0210	SEC. DE ESTADO DE AGRICULTURA	49,675,053.49		515,267,135.20			285,884.26	565,228,072.95
0211	SECRETARIA DE ESTADO DE OBRAS P	73,392,059.03	54,710,866.01	17,176,491,525.02			36,392,558.00	17,340,987,008.06
0212	SEC. DE ESTADO DE IND. Y COM.	27,063,159.58	18,500,000.00	0.00			446,989,062.57	492,552,222.15
0213	SEC. DE ESTADO DE TURISMO	3,272,883.59		0.00				3,272,883.59
0214	PROCURADURÍA GRAL. DE LA REP.	68,955,652.28		72,528,993.40			7,257,849.98	148,742,495.66
0215	SEC. DE ESTADO DE LA MUJER	10,802,664.31		1,099,997.00				11,902,661.31
0216	SEC. DE ESTADO DE CULTURA	7,770,644.70		35,006,672.22				42,777,316.92
0217	SEC. DE ESTADO DE LA JUVENTUD	4,152,511.53						4,152,511.53
0218	SEC. DE ESTADO DE MEDIO AMBIENTI	10,657,799.18		124,302,527.03				134,960,326.21
0219	SEC. DE ESTADO DE EDUCACION SUP	21,007,583.44	100,000,000.00	23,992,840.79				145,000,424.23
0301	PODER JUDICIAL	58,813,159.00	40,000,000.00					98,813,159.00
0401	JUNTA CENTRAL ELECTORAL	17,422,879.00					33,702,755.00	51,125,634.00
0402	CÁMARA DE CUENTAS	14,934,879.99						14,934,879.99
Total:		2,708,089,461.45	246,882,734.31	31,462,719,512.28	0.00	0.00	558,153,994.96	34,975,845,703.00

EJECUCION DEL GASTO POR CAPITULOS Y CLASIFICACION OBJETAL

OBJETO: ACTIVOS FINANCIEROS

DEL: 01/01/2007 AL: 30/04/2008

(VALORES EN RD$) ETAPA: DEVENGADO

CAPITULO	CUENTA	CONCESIÓN DE PRESTAMOS INTERNOS	COMPRA DE ACCIONES Y PARTICIPACIONES DE CAPITAL	INCREMENTO DE OTROS ACTIVOS FINANCIEROS	TOTALES
0201	PRESIDENCIA DE LA REPÚBLICA	0.00			0.00
0998	ADMINISTRACION DE DEUDA PUBLICA		530,438,667.50	0.00	530,438,667.50
Total:		0.00	530,438,667.50	0.00	530,438,667.50

EJECUCION DEL GASTO POR CAPITULOS Y CLASIFICACION OBJETAL

OBJETO: PASIVOS FINANCIEROS

DEL: 01/01/2007 AL: 30/04/2008

(VALORES EN RD$) ETAPA: DEVENGADO

CAPITULO	CUENTA	AMORTIZACIÓN DE PRÉSTAMOS INTERNOS	AMORTIZACIÓN DE PRÉSTAMOS EXTERNOS	DISMINUCIÓN DE PASIVOS CON PROVEEDORES	TOTALES
0101	CONGRESO NACIONAL	5,693,176.00		71,806,923.96	77,500,099.96
0201	PRESIDENCIA DE LA REPÚBLICA	47,243,593.11			47,243,593.11
0202	SEC. DE ESTADO DE INT. Y POL.	50,126,407.08			50,126,407.08
0205	SECRETARIA DE ESTADO DE HACIENI			645,000,000.00	645,000,000.00
0219	SEC. DE ESTADO DE EDUCACION SUP	58,809,105.94			58,809,105.94
0301	PODER JUDICIAL			40,000,000.00	40,000,000.00
0401	JUNTA CENTRAL ELECTORAL			10,430,945.00	10,430,945.00
0998	ADMINISTRACION DE DEUDA PUBLICA	9,029,615,295.98	24,595,809,000.05	2,724,523,964.63	36,349,948,260.66
Total:		9,191,487,578.11	24,595,809,000.05	3,491,761,833.59	37,279,058,411.75

EJECUCION DEL GASTO POR CAPITULOS Y CLASIFICACION OBJETAL

OBJETO: GASTOS FINANCIEROS

DEL: 01/01/2007 AL: 30/04/2008

(VALORES EN RD$) ETAPA: DEVENGADO

CAPITULO	CUENTA	INTERESES DEUDA INTERNA	INTERESES DEUDA EXTERNA	COMISIONES Y OTROS GASTOS DE LA LA DEUDA PÚBLICA	TOTALES
0201	PRESIDENCIA DE LA REPÚBLICA	2,305,304.26			2,305,304.26
0202	SEC. DE ESTADO DE INT. Y POL.	13,334,172.70			13,334,172.70
0212	SEC. DE ESTADO DE IND. Y COM.	7,500,000.00			7,500,000.00
0219	SEC. DE ESTADO DE EDUCACION SUP	16,601,586.77			16,601,586.77
0998	ADMINISTRACION DE DEUDA PUBLICA	3,494,200,571.85	11,878,403,430.95	288,298,619.30	15,660,902,622.10
Total:		3,533,941,635.58	11,878,403,430.95	288,298,619.30	15,700,643,685.83

ESTADO DE EJECUCION
POR FONDOS

DIGEPRES
Dirección General de Presupuesto

ESTADO DE EJECUCION DE FONDOS
Etapa DEVENGADO
Del 01-JAN-07 Al 30-APR-08
(VALORES EN RD$)

		Apropiacion Origina	Modificaciones	Vigente	Monto	Balance
10	**FONDO GENERAL**	**182,605,781,332**	**21,197,108,149.57**	**203,802,889,481.57**	**199,981,608,873.28**	**3,821,280,608.29**
0100	FONDO GENERAL	182,605,781,332.00	21,197,108,149.57	203,802,889,481.57	199,981,608,873.28	3,821,280,608.29
20	**FONDOS CON DESTINO ESPECÍFICO**	**32,002,109,627**	**1,190,972,694.00**	**33,193,082,321.00**	**32,502,281,186.97**	**690,801,134.03**
1644	IMP.ADIC.DE REG.DE TIERRAS,LEY NO.370	10,444,000.00		10,444,000.00	5,586,267.04	4,857,732.96
1796	APORTES 4% Y 2% D/LOS SUELDOS EMP.PUBLIC	450,000,000.00	-3,000,000.00	447,000,000.00	373,957,237.10	73,042,762.90
1860	SELLOS ESP. COL.DE ABOGADOS S/LEY 91	22,377,780.00	15,000,000.00	37,377,780.00	37,377,780.00	0.00
1954	PAGO DE LA DEUDA EXTERNA	17,023,496,349.00	-171,431,966.00	16,852,064,383.00	16,240,088,943.54	611,975,439.46
1955	10% DEL FONDO GENERAL, LIGA MUNICIPAL DOM.	12,123,859,870.00	1,500,000,000.00	13,623,859,870.00	13,623,859,870.00	0.00
1956	0.25% PARA EL FINAC. PARTIDOS POLITICOS	296,839,482.00		296,839,482.00	296,387,896.03	451,585.97
1963	FONDO DEL 50% REC. BANCAS DE APUESTAS	130,111,320.00		130,111,320.00	129,964,467.68	146,852.32
1970	FONDO DE PROM DE REP. DOM. EN EL EXTERIOR	475,528,141.00	-117,000,000.00	358,528,141.00	358,201,397.00	326,744.00
1972	INSTITUTO DEL TABACO DE LA REP. DOM.	224,868,272.00		224,868,272.00	224,868,266.01	5.99
1973	FOMENTO DE LA INDUSTRIA LECHERA	120,000,000.00		120,000,000.00	120,000,000.00	0.00
1974	FOM. DE PROG. DE ENERG. ALT. Y AHOR. DE ENERG.	479,584,413.00	-32,595,340.00	446,989,073.00	446,989,062.57	10.43
2043	FONDO ESPECIAL REEMBOLSOS TRIBUTARIOS	645,000,000.00		645,000,000.00	645,000,000.00	0.00
50	**CRÉDITO INTERNO**	**6,802,000,000**	**371,133,455.43**	**7,173,133,455.43**	**5,690,915,463.59**	**1,482,217,991.84**
2006	FINANCIAMIENTO INTERNO BANCARIO	3,550,000,000.00	-3,550,000,000.00			0.00
2008	EMISION DE BONOS PARA CUBRIR ATRASO CON SUPLIDORES	3,252,000,000.00		3,252,000,000.00	1,769,782,008.16	1,482,217,991.84
2045	FONDO FINANCIAMIENTO INTERNO, BANCO DE RESERVAS, (SEC. DE ESTADO DE FINANZAS)		3,921,133,455.43	3,921,133,455.43	3,921,133,455.43	0.00
60	**CRÉDITO EXTERNO**	**32,275,811,541**	**279,214,736.83**	**32,555,026,277.68**	**30,865,834,486.32**	**1,689,191,791.36**
0347	PROYECTO METRO SANTO DOMINGO - OPRET		6,039,046,436.21	6,039,046,436.21	5,860,682,638.17	178,363,798.04
0357	FIV/PR-RD-26-284 L. TRANSMISION NOROESTE Y NORTE		30,368,177.48	30,368,177.48	30,368,177.48	0.00
0362	BID-1047/OC/DR MODERNZ. SECTOR SALUD		157,513.33	157,513.33	157,513.33	0.00
0365	PRESTAMOKFW-95-66-530 PROCOMUNIDAD	2,000,000.00	311,957,691.00	313,957,691.00		313,957,691.00
0372	F. DESTINADO MANT.Y REHAB.CAMINO VEC. II	46,340,472.00	197,459,243.30	243,799,715.30	167,938,856.70	75,860,858.60
0375	PROY.PEQ.PRO.PROP.PREST.N0.495-DO	333,416,597.00	-298,748,850.00	34,667,747.00	22,702,200.00	11,965,547.00
0383	CON.DE COOP.FINANC.REEB P.NO.1176/OC-DR	326,706,500.00	-157,000,000.00	169,706,500.00	165,179,957.28	4,526,542.72
0385	BID/1183/OC-DR PROY. JUVENTUD Y EMPLEO	25,000,000.00	978,360.84	25,978,360.84	22,260,805.65	3,717,555.19
0394	ABN AMRO BANK N.V. AGUA POTABLE Y SANEAMIENTO	29,253,880.79	-29,253,880.79			0.00
0395	PROY.CONS.REF.Y MOD.AGUA POT.Y SAN.		67,792,176.36	67,792,176.36	67,792,176.36	0.00
0397	APOYO REFORMA DE LAS TELECOMUNICACIONES		1,109,748.94	1,109,748.94	1,109,748.94	0.00
0398	PROY.PREV.CONT VIH/SIDA PREST.7065-DO	376,039,359.00	-110,276,851.33	265,762,507.67	265,762,494.67	13.00
0402	BID/1289-OC-DR PROGRAMA MULTIFASE EDUC. MEDIA	417,497,000.00	-64,672,393.70	352,824,606.30	221,898,813.84	130,925,792.46
0404	AGENCIA FRANCESA DE DESARROLLO CDO-1014 01G CODOCAFE	185,600,000.00		185,600,000.00	185,600,000.00	0.00
0405	BID 1397 OC/DR APOYO AGROALIMENTARIA	512,750,000.00	37,257,287.49	550,007,287.49	550,007,286.94	0.55
0411	PROGRAMA MULTIFASE PARA LA EQUIDAD DE LA EDUCACIÓN BÁSICA-FASE 1	535,500,000.00	-80,000,000.00	455,500,000.00	381,167,262.12	74,332,737.88
0412	BIRF 7144-DO EDUCACIÓN INICIAL SEE	208,236,300.00		208,236,300.00	135,158,084.47	73,078,215.53
0417	ACUERDO DE COOPERACION ENERGETICA DE CARACAS.	10,686,000,000.00		10,686,000,000.00	10,676,701,271.63	9,298,728.37
0418	BID-1474/OC-DR -Programa de Innovación para el Desarrollo de Ventajas Competitivas		70,688,390.66	70,688,390.66	70,553,396.40	134,994.26
0419	BIRF-7185-DR PROGRAMA DE APOYO A LA REFORMA DEL SECTOR SALUD		394,110,444.71	394,110,444.71	394,110,443.79	0.92
0424	Proyecto de Modernizacion de la Universidad Autonoma de Santo Domingo (UASD) No. 092-1501-06.		387,684,046.09	387,684,046.09	387,684,046.09	0.00
0428	DEUTSCH BANK/MERC. FRIGORIFICOS E INVERN. PROMEFRIN	233,466,601.00	45,216,020.00	278,682,621.00	213,317,154.12	65,365,466.88
0432	CONSTRUCCION ACUEDUCTO DE BARAHONA		373,505,224.21	373,505,224.21	373,505,224.21	0.00

ESTADO DE EJECUCION DE FONDOS
Etapa DEVENGADO
Del 01-JAN-07 Al 30-APR-08
(VALORES EN RD$)

		Apropiacion Origina	Modificaciones	Vigente	Monto	Balance
60	**CRÉDITO EXTERNO**	**32,275,811,541**	**279,214,736.83**	**32,555,026,277.68**		**1,689,191,791.36**
0435	OPTIMIZACION Y MODERNIZACION DEL ACUEDUCTO DE STO. DGO. CAASD-TAHAL BANK LEUMI LE ISRAEL,		1,171,060,030.84	1,171,060,030.84	900,569,035.93	270,490,994.91
0438	APOYO A LA REFORMA PENSIONAL PRESTAMO 1453OC-DR		13,723,287.69	13,723,287.69	13,723,287.69	0.00
0439	AMPLIACION ACUEDUCTO LINEA NOROESTE		1,433,685,501.95	1,433,685,501.95	1,433,685,501.95	0.00
0443	CONSTRUCCION CENTRAL HIDROELECTRICA PINALITO, PROV. LA VEGA 049046290-DO		126,056,893.90	126,056,893.90	126,056,893.90	0.00
0445	MINICENTRALES HIDROELECTRICAS- FASE 11		592,606,876.49	592,606,876.49	592,606,876.49	0.00
0447	CONST. LINEA DE TRANSMISION 138KV 2DO ANILLO DE STO. DGO.		99,586,894.39	99,586,894.39	99,586,894.39	0.00
0449	Proyecto de Asistencia Técnica al sector Energía (Prést. No. 7217-Do).		52,482,563.14	52,482,563.14	50,013,299.07	2,469,264.07
0452	FORTALECIMIENTO SISTEMA BANCARIO 1498/OC-DR		13,797,683.67	13,797,683.67	13,797,683.67	0.00
0454	CONSTRUCCION ACUEDUCTO DE NAGUA		640,931,207.63	640,931,207.63	640,931,207.63	0.00
0456	CONSTRUCCION DE LINEAS DE TRANSMISION Y SUBESTACION (CDEE)		2,871,241,094.73	2,871,241,094.73	2,871,241,094.32	0.41
0457	PROGRAMA DE REFORMA AL SECTOR ELECRICO, CONVENIO DE PRESTAMO		1,677,860,000.00	1,677,860,000.00	1,677,860,000.00	0.00
0458	BID 1511-OC/DR, PROYECTO DE FORTALECIMIENTO DE LA GESTION DE COMERCIO EXTERIOR		22,554,664.16	22,554,664.16	22,554,664.16	0.00
0459	PROGRAMA DE MERCADOS LABORALES Y TRANSFERENCIAS SOCIALES, PREST. BID 1693/OC-DR		34,805,605.00	34,805,605.00	6,263,624.76	28,541,980.24
0460	PROGRAMA DE ASISTENCIA TECNICA AL SECTOR FINANCIERO, PREST. BIRF 7216-DO		42,336,366.53	42,336,366.53	41,910,257.52	426,109.01
0461	PRESTAMO/ND SISTEMA DE RIEGO AZUA 11 EXIBANK		510,606,899.13	510,606,899.13	510,606,899.10	0.03
0462	FORTALECIMIENTO DEL SISTEMA UNICO DE BENEFICIARIOS (SIUBEN) (Prestamo No 1693/OC-DR)		2,033,649.60	2,033,649.60	69,713.55	1,963,936.05
0463	Programa de Reforma de la Gestión Social, (BID-1806/ OC-DR)		1,675,735,000.00	1,675,735,000.00	1,670,700,000.00	5,035,000.00
0759	PRESTAMOS PARA EL SECTOR ELECTRICO BM.	1,775,000,000.00	-1,775,000,000.00			0.00
0800	FONDO PARA CREDITO EXTERNO	16,583,004,831.06	-16,144,268,266.82	438,736,564.24		438,736,564.24
70	**DONACION EXTERNA**	**4,793,844,030**	**218,995,166.38**	**5,012,839,196.38**	**1,578,332,403.08**	**3,434,506,793.30**
0657	BID ATN/SF-7633 PLAN INTEGRAL CIUDAD COLONIAL STO. DOMINGO	31,687,349.00		31,687,349.00		31,687,349.00
0660	BMZ 98-65-189 MANEJO CUENCA R. Y. DEL N. PROCARYN KFW	199,871,511.00	2,830.73	199,874,341.73	52,852,952.53	147,021,389.20
0674	TRANSVERSALIZACION DE POLITICAS PUBLICAS CON PERSPECTIVAS DE GENERO (AECI)		4,557,824.08	4,557,824.08	4,188,068.25	369,755.83
0675	PROYECTO DE LAS POLITICAS PARA LA EQUIDAD DE GENERO-DOM /02/P09-DOM/03/02		905,093.28	905,093.28	780,614.22	124,479.06
0676	CONSTRUCCIÓN DE ESCUELA PARA LA EDUCACIÓN. FASE 2		105,936,746.86	105,936,746.86	105,936,746.86	0.00
0679	SEGUIMIENTO CARTERA PROY. CON FINANC. EXTERNO-BID-ATN/SF/8442		621,165.36	621,165.36	347,395.02	273,770.34
0680	PROYECTO DE RIESGO LOS OLIVARES	152,392,114.00		152,392,114.00		152,392,114.00
0684	GFT DMR-202-G01-H-00 RESPUESTA NACIONAL AL SIDA	428,073,184.00	-1,110,702.18	426,962,481.82	423,353,085.81	3,609,396.01
0685	FORTALEC. INSTITUC. DEL GAB. SOC. BID ATN/SF-7981-DR		370,447.00	370,447.00	369,236.24	1,210.76
0686	Fortalecimiento del Sistema Nacional de Inversión pública. ATN/JF-8717-DR		14,269,149.55	14,269,149.55	14,269,149.55	0.00
0695	PROYECTO BINACIONAL DE REHABILITACION DE LA CUENTA ARTIBONITO		852,818.44	852,818.44	852,818.44	0.00
0699	FONDO ESPECIAL DE APOYO A LA GTZ AL GTI PANFRO-EJEC DE MACROPROYECTOS PILOTOS		467,257.70	467,257.70	467,257.00	0.70
0700	PROYECTO COODIRNACION DE POLITICA FISCAL Y SOCIAL		4,895,076.35	4,895,076.35	4,895,076.35	0.00
0701	PROYECTO DE REHABILITACION DE EL STROMBUS GIGAS (LAMBI)		8,614.42	8,614.42	550.00	8,064.42
0703	PROGRAMA DE APOYO A LA REFORMA Y MODERNIZACION DEL ESTADO (PARME)		113,418,179.70	113,418,179.70	82,517,801.12	30,900,378.58
0705	DESARROLLO DE LA EDUCACION TECNICO PROFESIONAL		35,669,278.88	35,669,278.88	35,669,278.88	0.00
0708	PROTECCION DE LOS RECURSOS BIOGENETICOS MEDIOAMBIENTALES		188,809.82	188,809.82	188,360.51	449.31
0711	RECUPERACION Y RECICLAJE DE GASES REFRIGERANTES (PROYECTO MAC-REFRICOM)		51,048.75	51,048.75	51,048.75	0.00
0712	REDUCCION DEL CONSUMO DE SUSTANCIA QUE AGOTAN LA CAPA DE OZONO		1,122,720.17	1,122,720.17	1,122,720.17	0.00
0713	FORTALECIMIENTO LOCALES DE GESTION AMBIENTAL		55,565.74	55,565.74	55,565.74	0.00
0714	PROGRAMA DE DESARROLLO CIENTIFICO Y TECNOLOGICO		33,250,000.00	33,250,000.00	26,469,506.89	6,780,493.11

ESTADO DE EJECUCION DE FONDOS
Etapa DEVENGADO
Del 01-JAN-07 Al 30-APR-08
(VALORES EN RD$)

		Apropiacion Origina	Modificaciones	Vigente	Monto	Balance
	70 DONACION EXTERNA	**4,793,844,030**	**218,995,166.38**	**5,012,839,196.38**		**3,434,506,793.30**
0715	ENCUESTA MEDICIONES DE VIDA IDF NO. TFO51244	7,360,000.00	-6,499,319.77	860,680.23		860,680.23
0716	DIAGNOSTICO DE SEGURIDAD CIUDADANA Y JUSTICIA ATS/SF/8807/DR		237,437.55	237,437.55	237,437.55	0.00
0718	MEJORA DE LA GESTION DEL LAGO ENRIQUILLO		9,488,387.90	9,488,387.90	9,488,250.42	137.48
0719	APOYO A LA PEQUEÑA Y MEDIANA EMPRESA (PROEMPRESA)		56,505,674.68	56,505,674.68	56,505,674.68	0.00
0720	FONDOS DE INVERSION SOCIAL (PRO-COMUNIDAD II) CONVENIO No.2001-66-082	15,600,000.00	1,554,006.86	17,154,006.86	8,687,040.18	8,466,966.68
0721	APORTE PARA EL DESARROLLO DE LA PARTE ALTA DE DAJABON Y ELIAS PIÑA		42,502.11	42,502.11	42,502.11	0.00
0724	PROGRAMA DE PERSTAMOS AGROPECUARIOS, AGROINDUSTRIALES Y COMERCIALES, (PRESAAC)		9,264,353.12	9,264,353.12	5,940,923.49	3,323,429.63
0726	PROGRAMA DE CONTROL Y ERRADICACION DE LA PESTE PORCINA CLASICA		1,623,510.34	1,623,510.34	1,623,510.34	0.00
0731	FORTALECIMIENTO DEL PROGRAMA DE FORTIFICACION DE ALIMENTOS CON MICRO NUTRIENTES, TF 054021		5,653,006.57	5,653,006.57	5,653,006.57	0.00
0735	Proy. de Rem. y Equip. de los Dptos de Rel. Bilaterales y Cumbre de la Subsec de Estado para Politic		13,593,409.29	13,593,409.29	13,593,409.29	0.00
0736	0736 FORTALECIMIENTO DE LA SUBSECRETARIA TECNICA PARA LA COOPERACION INTERNACIONAL		15,172,203.71	15,172,203.71	15,172,203.71	0.00
0737	PREV. DEL EMBARAZO EN ADOLECENTES Y FORTALEC DE LA ASIST. MEDICA PARA LAS MUJERES JOVENES EN R.D.		1,036,402.41	1,036,402.41	830,970.61	205,431.80
0739	Apoyo Presupuestario, Recursos Unión Europea		640,376,483.04	640,376,483.04	640,376,423.04	60.00
0740	Programa de Apoyo a Política Sectorial en Educación (9 ACP Do 018)		488,929,000.00	488,929,000.00	65,793,818.76	423,135,181.24
0900	FONDO PARA DONACIONES EXTERNAS	3,958,859,872.00	-1,333,513,816.08	2,625,346,055.92		2,625,346,055.92
Subtotal		**258,479,546,530**	**23,257,424,202**	**281,736,970,732.1**	**270,618,972,413**	**11,117,998,319**
Anticipos y Fondos Terceros					**3,918,593,557.28**	
Libramientos del año anterio					**1,381,171,153.03**	
Total Genera					**275,918,737,123.55**	

TRANSFERENCIAS

DIGEPRES
Dirección General de Presupuesto

TRANSFERENCIA A INSTITUCIONES POR FUENTE DE FINANCIAMIENTO

Capitulo Inicial: 0101 Capitulo Final: 0999 Fecha Inicial: 01/01/2007 Fecha Final: 30/04/2008

DEVENGADOS

(VALORES EN RD$)

INST.	DENOMINACION	TOTAL GENERAL	CORRIENTES			TOTAL CORRIENTES	CAPITAL			TOTAL CAPITAL
			FONDO GENERAL	OTROS FONDOS INTERNOS	RECURSOS EXTERNOS		FONDO GENERAL	OTROS FONDOS INTERNOS	RECURSOS EXTERNOS	
0101	**CONGRESO NACIONAL**	**1,260,000.00**	**1,260,000.00**	**0.00**	**0.00**	**1,260,000.00**	**0.00**	**0.00**	**0.00**	**0.00**
7199	AYUNTAMIENTOS	1,260,000.00	1,260,000.00	0.00	0.00	1,260,000.00	0.00	0.00	0.00	0.00
0201	**PRESIDENCIA DE LA REPÚBLICA**	**12,446,904,144.41**	**7,498,646,136.40**	**0.00**	**273,227,500.00**	**7,771,873,636.40**	**4,606,312,531.77**	**0.00**	**68,717,976.24**	**4,675,030,508.01**
0000	NO APLICA	57,000,000.00	55,000,000.00	0.00	0.00	55,000,000.00	2,000,000.00	0.00	0.00	2,000,000.00
0202	SEC. DE ESTADO DE INT. Y POL.	706,943,700.00	399,231,200.00	0.00	80,137,500.00	479,368,700.00	227,575,000.00	0.00	0.00	227,575,000.00
0203	SEC. DE ESTADO DE LAS FF AA	911,102,500.00	719,240,000.00	0.00	36,500,000.00	755,740,000.00	147,362,500.00	0.00	8,000,000.00	155,362,500.00
0204	SEC. DE ESTADO DE REL. EXT.	20,262,434.62	10,812,434.62	0.00	0.00	10,812,434.62	9,450,000.00	0.00	0.00	9,450,000.00
0205	SECRETARIA DE ESTADO DE HACIENDA	23,000,000.00	0.00	0.00	11,500,000.00	11,500,000.00	11,500,000.00	0.00	0.00	11,500,000.00
0206	SEC. DE ESTADO DE EDUCACIÓN	41,000,000.00	2,000,000.00	0.00	0.00	2,000,000.00	39,000,000.00	0.00	0.00	39,000,000.00
0207	SEC. DE ESTADO DE SALUD PÚBLICA	900,549,600.00	472,249,600.00	0.00	0.00	472,249,600.00	428,300,000.00	0.00	0.00	428,300,000.00
0209	SEC. DE ESTADO DE TRABAJO	9,000,000.00	9,000,000.00	0.00	0.00	9,000,000.00	0.00	0.00	0.00	0.00
0210	SEC. DE ESTADO DE AGRICULTURA	589,600,000.00	339,600,000.00	0.00	0.00	339,600,000.00	250,000,000.00	0.00	0.00	250,000,000.00
0211	SECRETARIA DE ESTADO DE OBRAS PUBLICAS	1,184,600,000.00	37,100,000.00	0.00	30,000,000.00	67,100,000.00	1,117,500,000.00	0.00	0.00	1,117,500,000.00
0213	SEC. DE ESTADO DE TURISMO	16,750,000.00	16,750,000.00	0.00	0.00	16,750,000.00	0.00	0.00	0.00	0.00
0214	PROCURADURÍA GRAL. DE LA REP.	85,855,000.00	82,755,000.00	0.00	0.00	82,755,000.00	3,100,000.00	0.00	0.00	3,100,000.00
0216	SEC. DE ESTADO DE CULTURA	341,780,159.72	50,900,000.00	0.00	52,390,000.00	103,290,000.00	238,490,159.72	0.00	0.00	238,490,159.72
0217	SEC. DE ESTADO DE LA JUVENTUD	30,000,000.00	30,000,000.00	0.00	0.00	30,000,000.00	0.00	0.00	0.00	0.00
0218	SEC. DE ESTADO DE MEDIO AMBIENTE. Y REC. NAT.	48,500,000.00	29,000,000.00	0.00	0.00	29,000,000.00	19,500,000.00	0.00	0.00	19,500,000.00
0219	SEC. DE ESTADO DE EDUCACION SUP., C. Y TEC.	72,634,585.35	72,634,585.35	0.00	0.00	72,634,585.35	0.00	0.00	0.00	0.00
0401	JUNTA CENTRAL ELECTORAL	100,000,000.00	100,000,000.00	0.00	0.00	100,000,000.00	0.00	0.00	0.00	0.00
2001	CENTRO VACACIONAL INFANTIL DE JARABACOA	24,602,878.00	24,602,878.00	0.00	0.00	24,602,878.00	0.00	0.00	0.00	0.00
2049	OFICINA DE COORDINACIÓN PRESIDENCIAL	6,736,053.23	6,736,053.23	0.00	0.00	6,736,053.23	0.00	0.00	0.00	0.00
2050	CONSEJO NACIONAL DE REFORMA DEL ESTADO	53,306,435.26	53,306,435.26	0.00	0.00	53,306,435.26	0.00	0.00	0.00	0.00
2051	OFICINA PRESIDENCIAL DE APOYO A INICIATIVAS DEMOCRATICAS	13,600,000.00	0.00	0.00	13,600,000.00	13,600,000.00	0.00	0.00	0.00	0.00
2052	COMISIÓN REFORMA EMPRESA PÚBLICA	25,912,368.67	25,912,368.67	0.00	0.00	25,912,368.67	0.00	0.00	0.00	0.00
2054	CONSEJO NACIONAL DE DROGAS	65,641,134.00	65,641,134.00	0.00	0.00	65,641,134.00	0.00	0.00	0.00	0.00
2055	DIRECCIÓN NACIONAL DE CONTROL DE DROGAS	443,837,987.00	433,317,987.00	0.00	8,000,000.00	441,317,987.00	2,520,000.00	0.00	0.00	2,520,000.00
2056	DIRECCIÓN NACIONAL DE INVESTIGACIONES	333,309,738.00	322,809,738.00	0.00	0.00	322,809,738.00	10,500,000.00	0.00	0.00	10,500,000.00
2057	COMISIÓN DE REFORMA Y MODERNIZACIÓN DE LA JUSTICIA	19,250,812.99	19,250,812.99	0.00	0.00	19,250,812.99	0.00	0.00	0.00	0.00
2058	BATALLÓN DE LA GUARDIA PRESIDENCIAL	88,354,767.00	78,354,767.00	0.00	10,000,000.00	88,354,767.00	0.00	0.00	0.00	0.00
2059	CUERPO DE AYUDANTES MILITARES	175,438,898.88	165,438,898.88	0.00	10,000,000.00	175,438,898.88	0.00	0.00	0.00	0.00
2063	COMISIÓN PERMANTE DE HEFEMÉRIDES PATRIA	151,112,310.70	151,112,310.70	0.00	0.00	151,112,310.70	0.00	0.00	0.00	0.00
2064	PROGRAMA DE MEDICAMENTOS ESENCIALES	1,377,474,999.01	1,377,474,999.01	0.00	0.00	1,377,474,999.01	0.00	0.00	0.00	0.00
2065	DESPACHO DE LA PRIMERA DAMA	279,254,261.58	270,054,261.58	0.00	0.00	270,054,261.58	5,700,000.00	0.00	3,500,000.00	9,200,000.00
2068	AUTORIDAD METROPOLITANA DE TRANSPORTE	9,000,000.00	9,000,000.00	0.00	0.00	9,000,000.00	0.00	0.00	0.00	0.00
2069	OFICINA METROPOLITANA DE SERVICIOS DE AUTOBUSES	92,700,000.00	72,700,000.00	0.00	0.00	72,700,000.00	20,000,000.00	0.00	0.00	20,000,000.00
2070	OFICINA TECNICA DE TRANSPORTE TERRESTRE	0.00	0.00	0.00	0.00	0.00	0.00	0.00	0.00	0.00
2072	COMISIÓN NACIONAL DE EMERGENCIAS	29,177,277.78	29,177,277.78	0.00	0.00	29,177,277.78	0.00	0.00	0.00	0.00
2073	COMITÉ NACIONAL CONTRA EL LAVADO DE ACTIVOS	8,294,540.34	5,694,540.34	0.00	2,600,000.00	8,294,540.34	0.00	0.00	0.00	0.00
2077	PATRONATO HOSPITAL GENERAL DR. MARCELINO VELEZ (HERRERA)	50,000,000.00	35,000,000.00	0.00	0.00	35,000,000.00	15,000,000.00	0.00	0.00	15,000,000.00
2093	OFICINA PRESIDENCIAL DE TECNOLOGIAS DE INFORMACION Y COMUNICACION	189,101,973.00	111,101,973.00	0.00	0.00	111,101,973.00	78,000,000.00	0.00	0.00	78,000,000.00
2094	OFICINA DE CUSTODIA Y ADM. DE LOS BIENES INCAUTADOS Y DECOMISADOS	64,835,615.00	64,835,615.00	0.00	0.00	64,835,615.00	0.00	0.00	0.00	0.00
2098	COMISION PRESIDENCIAL OBJETIVOS DEL MILENIO Y EL DES. SOSTENIBLE	21,994,464.96	21,994,464.96	0.00	0.00	21,994,464.96	0.00	0.00	0.00	0.00
2103	COMISION NACIONAL DE EJECUCION DE LA REFORMA PROCESAL PENAL (CONAEJ)	31,541,671.00	21,666,671.00	0.00	0.00	21,666,671.00	9,875,000.00	0.00	0.00	9,875,000.00
2105	CONSEJO NACIONAL DE COMPETITIVIDAD	26,913,471.72	26,913,471.72	0.00	0.00	26,913,471.72	0.00	0.00	0.00	0.00
2106	COMISION NACIONAL DE ASUNTOS NUCLEARES	5,227,763.18	5,227,763.18	0.00	0.00	5,227,763.18	0.00	0.00	0.00	0.00
2108	CONSEJO ECONOMICO SOCIAL E INSTITUCIONAL	4,993,080.64	4,993,080.64	0.00	0.00	4,993,080.64	0.00	0.00	0.00	0.00
2109	COMISION INTERNACIONAL ASESORA CIENCIA Y TECNOLOGIA	14,788,748.07	14,788,748.07	0.00	0.00	14,788,748.07	0.00	0.00	0.00	0.00

TRANSFERENCIA A INSTITUCIONES POR FUENTE DE FINANCIAMIENTO

Capitulo Inicial: 0101 Capitulo Final: 0999 Fecha Inicial: 01/01/2007 Fecha Final: 30/04/2008

DEVENGADOS (VALORES EN RD$)

		CORRIENTES				CAPITAL			
	TOTAL GENERAL	FONDO GENERAL	OTROS FONDOS INTERNOS	RECURSOS EXTERNOS	TOTAL CORRIENTES	FONDO GENERAL	OTROS FONDOS INTERNOS	RECURSOS EXTERNOS	TOTAL CAPITAL
0201 PRESIDENCIA DE LA REPÚBLICA									
2126 COMISION NACIONAL DE ETICA Y COMBATE A LA CORRUPCION	24,565,948.38	24,565,948.38	0.00	0.00	24,565,948.38	0.00	0.00	0.00	0.00
2127 COMISION PRESIDENCIAL DE POLITICA FARMACEUTICA NAC.	9,610,580.00	9,610,580.00	0.00	0.00	9,610,580.00	0.00	0.00	0.00	0.00
2176 PROGRAMA COMUNITARIO VAMO ARRIBA	18,572,918.78	18,572,918.78	0.00	0.00	18,572,918.78	0.00	0.00	0.00	0.00
2179 COMISION PRESIDENCIAL PARA LA MODERNIZACION Y SEGURIDAD PORTUARIA	11,916,671.00	11,916,671.00	0.00	0.00	11,916,671.00	0.00	0.00	0.00	0.00
2208 ADMINISTRACION DEL INSENTIVO A LA ASISTENCIA ESCOLAR (ILAE)	14,419,239.24	14,419,239.24	0.00	0.00	14,419,239.24	0.00	0.00	0.00	0.00
4002 INSTITUTO TECNOLÓGICO DEL CIBAO ORIENTAL	15,000,000.00	5,000,000.00	0.00	10,000,000.00	15,000,000.00	0.00	0.00	0.00	0.00
5109 DEFENSA CIVIL	75,832,168.43	70,832,168.43	0.00	5,000,000.00	75,832,168.43	0.00	0.00	0.00	0.00
5111 INSTITUTO AGRARIO DOMINICANO	31,000,000.00	26,000,000.00	0.00	0.00	26,000,000.00	5,000,000.00	0.00	0.00	5,000,000.00
5114 INSTITUTO PARA EL DESARROLLO DEL NOROESTE	14,536,733.79	11,586,107.79	0.00	0.00	11,586,107.79	2,950,626.00	0.00	0.00	2,950,626.00
5118 INSTITUTO NACIONAL DE RECURSOS HIDRAÚLICOS (INDRHI)	125,332,852.80	50,000,000.00	0.00	0.00	50,000,000.00	75,332,852.80	0.00	0.00	75,332,852.80
5119 INSTITUTO PARA EL DESARROLLO DEL SUROESTE	79,779,183.99	39,657,839.00	0.00	0.00	39,657,839.00	22,710,000.00	0.00	17,411,344.99	40,121,344.99
5120 JARDÍN BOTÁNICO	1,500,000.00	1,500,000.00	0.00	0.00	1,500,000.00	0.00	0.00	0.00	0.00
5124 DIRECCION GENERAL DE DESARROLLO DE LA COMUNIDAD	22,000,000.00	22,000,000.00	0.00	0.00	22,000,000.00	0.00	0.00	0.00	0.00
5128 UNIVERSIDAD AUTÓNOMA DE SANTO DOMINGC	5,000,000.00	0.00	0.00	0.00	0.00	5,000,000.00	0.00	0.00	5,000,000.00
5131 INSTITUTO DOMINICANO DE LAS TELECOMUNICACIONES	1,109,748.94	0.00	0.00	0.00	0.00	0.00	0.00	1,109,748.94	1,109,748.94
5138 COMISIÓN NACIONAL DE ENERGÍA	74,464,406.06	20,186,612.89	0.00	0.00	20,186,612.89	24,850,000.00	0.00	29,427,793.17	54,277,793.17
5145 SUPERINTENDENCIA DE VALORES	1,000,000.00	1,000,000.00	0.00	0.00	1,000,000.00	0.00	0.00	0.00	0.00
5151 CONSEJO NACIONAL PARA LA NIÑEZ Y LA ADOLECENCIA	562,153,235.00	562,153,235.00	0.00	0.00	562,153,235.00	0.00	0.00	0.00	0.00
5153 CONSEJO NACIONAL DE ASUNTOS URBANOS (CONAU)	26,008,423.00	26,008,423.00	0.00	0.00	26,008,423.00	0.00	0.00	0.00	0.00
5202 INSTITUTO DE AUXILIOS Y VIVIENDAS	30,000,000.00	0.00	0.00	0.00	0.00	30,000,000.00	0.00	0.00	30,000,000.00
6102 CORPORACIÓN DEL ACUEDUCTO Y ALCANTARILLADO DE SANTO DOMINGO	350,000,000.00	90,000,000.00	0.00	0.00	90,000,000.00	260,000,000.00	0.00	0.00	260,000,000.00
6103 CORPORACION ESTATAL DE RADIO Y TELEVISON (CERTV)	71,714,020.73	71,714,020.73	0.00	0.00	71,714,020.73	0.00	0.00	0.00	0.00
6104 CORPORACIÓN DE ACUEDUCTO Y ALCANTARILLADO DE SANTIAGO	270,625,800.00	200,000,000.00	0.00	0.00	200,000,000.00	70,625,800.00	0.00	0.00	70,625,800.00
6105 CORPORACIÓN DOMINICANA DE ELECTRICIDAD	151,269,089.14	150,000,000.00	0.00	0.00	150,000,000.00	0.00	0.00	1,269,089.14	1,269,089.14
6109 CORPORACIÓN DE ACUEDUCTO Y ALCANTARILLADO DE PUERTO PLATA	5,000,000.00	0.00	0.00	0.00	0.00	5,000,000.00	0.00	0.00	5,000,000.00
6111 INSTITUTO DE ESTABILIZACIÓN DE PRECIOS	20,000,000.00	20,000,000.00	0.00	0.00	20,000,000.00	0.00	0.00	0.00	0.00
6112 INSTITUTO NACIONAL DE AGUAS POTABLES Y ALCANTARILLADOS	1,040,189,561.25	80,000,000.00	0.00	0.00	80,000,000.00	960,189,561.25	0.00	0.00	960,189,561.25
6115 INSTITUTO POSTAL DOMINICANO	13,543,302.18	13,543,302.18	0.00	0.00	13,543,302.18	0.00	0.00	0.00	0.00
6119 INSTITUTO NACIONAL DE LA VIVIENDA	400,000,000.00	100,000,000.00	0.00	0.00	100,000,000.00	300,000,000.00	0.00	0.00	300,000,000.00
6120 LA CRUZ DE MANZANILLO	5,000,000.00	5,000,000.00	0.00	0.00	5,000,000.00	0.00	0.00	0.00	0.00
7001 DISTRITO NACIONAL	80,000,000.00	0.00	0.00	0.00	0.00	72,000,000.00	0.00	8,000,000.00	80,000,000.00
7021 SANTO DOMINGO ESTE	25,000,000.00	0.00	0.00	0.00	0.00	25,000,000.00	0.00	0.00	25,000,000.00
7036 SANTO DOMINGO NORTE	24,281,032.00	0.00	0.00	0.00	0.00	24,281,032.00	0.00	0.00	24,281,032.00
7116 SAN CRISTÓBAL	80,000,000.00	0.00	0.00	0.00	0.00	80,000,000.00	0.00	0.00	80,000,000.00
7117 SAN FRANCISCO DE MACORÍS	6,000,000.00	5,000,000.00	0.00	1,000,000.00	6,000,000.00	0.00	0.00	0.00	0.00
7118 SAN GREGORIO DE NIGUA	8,000,000.00	0.00	0.00	0.00	0.00	8,000,000.00	0.00	0.00	8,000,000.00
7122 SAN JUAN DE LA MAGUANA	7,500,000.00	5,000,000.00	0.00	2,500,000.00	7,500,000.00	0.00	0.00	0.00	0.00
0202 SEC. DE ESTADO DE INT. Y POL.	**13,764,762,537.68**	**133,402,667.80**	**8,296,930,661.00**	**0.00**	**8,430,333,328.80**	**7,499,999.88**	**5,326,929,209.00**	**0.00**	**5,334,429,208.88**
2031 CUERPOS DE BOMBEROS DEL INTERIOR	14,204,718.67	14,204,718.67	0.00	0.00	14,204,718.67	0.00	0.00	0.00	0.00
2088 CUERPO DE BOMBEROS, STO. DGO., D. N.	37,388,415.33	37,388,415.33	0.00	0.00	37,388,415.33	0.00	0.00	0.00	0.00
2089 CUERPO DE BOMBEROS STO. DGO. OESTE	12,147,900.96	12,147,900.96	0.00	0.00	12,147,900.96	0.00	0.00	0.00	0.00
2090 CUERPO DE BOMBEROS STO. DGO. NORTE	10,443,867.00	10,443,867.00	0.00	0.00	10,443,867.00	0.00	0.00	0.00	0.00
2091 CUERPO DE BOMBEROS STO. DGO. ESTE	18,337,133.81	18,337,133.81	0.00	0.00	18,337,133.81	0.00	0.00	0.00	0.00
2092 CUERPO DE BOMBEROS DE BOCA CHICA	9,876,843.68	9,876,843.68	0.00	0.00	9,876,843.68	0.00	0.00	0.00	0.00
2172 CUERPO DE BOMBEROS DE LO ALCARRIZO	8,063,835.18	8,063,835.18	0.00	0.00	8,063,835.18	0.00	0.00	0.00	0.00
2173 CUERPO DE BOMBEROS DE PEDRO BRAND	7,921,960.00	7,921,960.00	0.00	0.00	7,921,960.00	0.00	0.00	0.00	0.00
2174 CUERPO DE BOMBEROS DE SAN LUIS	3,123,600.69	3,123,600.69	0.00	0.00	3,123,600.69	0.00	0.00	0.00	0.00
2177 CUERPO DE BOMBEROS DE GUERRA	5,227,725.92	5,227,725.92	0.00	0.00	5,227,725.92	0.00	0.00	0.00	0.00

TRANSFERENCIA A INSTITUCIONES POR FUENTE DE FINANCIAMIENTO

Capitulo Inicial: 0101 Capitulo Final: 0999 Fecha Inicial: 01/01/2007 Fecha Final: 30/04/2008

DEVENGADOS

(VALORES EN RD$)

		CORRIENTES				CAPITAL			
	TOTAL GENERAL	FONDO GENERAL	OTROS FONDOS INTERNOS	RECURSOS EXTERNOS	TOTAL CORRIENTES	FONDO GENERAL	OTROS FONDOS INTERNOS	RECURSOS EXTERNOS	TOTAL CAPITAL
0202 SEC. DE ESTADO DE INT. Y POL.									
5121 LIGA MUNICIPAL DOMINICANA	14,166,666.44	6,666,666.56	0.00	0.00	6,666,666.56	7,499,999.88	0.00	0.00	7,499,999.88
7199 AYUNTAMIENTOS	13,623,859,870.00	0.00	8,296,930,661.00	0.00	8,296,930,661.00	0.00	5,326,929,209.00	0.00	5,326,929,209.00
0203 SEC. DE ESTADO DE LAS FF AA	**135,469,328.00**	**135,469,328.00**	**0.00**	**0.00**	**135,469,328.00**	**0.00**	**0.00**	**0.00**	**0.00**
2080 DIRECCIÓN GRAL. DE ALBERGUES Y RES. P/LA REED. CIUDADANA DE NIÑOS, NIÑ	5,539,998.00	5,539,998.00	0.00	0.00	5,539,998.00	0.00	0.00	0.00	0.00
2087 PLAN DE AYUDAS CONTINUAS ZONAS FRONTERIZAS	35,500,002.00	35,500,002.00	0.00	0.00	35,500,002.00	0.00	0.00	0.00	0.00
2107 CUERPO ESPECIALIZADO EN SEGURIDAD AEROPORTUARIA	29,333,328.00	29,333,328.00	0.00	0.00	29,333,328.00	0.00	0.00	0.00	0.00
2130 INSTITUTO ESPECIALIZADO DE ESTUDIOS SUPERIORES DE LAS FUERZAS ARMADAS	5,496,000.00	5,496,000.00	0.00	0.00	5,496,000.00	0.00	0.00	0.00	0.00
2210 CUERPO ESPECIALIZADO DE SEGURIDAD DEL METRO	5,400,000.00	5,400,000.00	0.00	0.00	5,400,000.00	0.00	0.00	0.00	0.00
2211 ADMINISTRADORA DE RIESGO DE SALUD, FUERZAS ARMADAS (ARS-FF.AA.)	53,000,000.00	53,000,000.00	0.00	0.00	53,000,000.00	0.00	0.00	0.00	0.00
4012 HERMANDAD DE PENSINADOS DE LA FUERZAS ARMADAS	1,200,000.00	1,200,000.00	0.00	0.00	1,200,000.00	0.00	0.00	0.00	0.00
0204 SEC. DE ESTADO DE REL. EXT.	**60,006,775.00**	**60,006,775.00**	**0.00**	**0.00**	**60,006,775.00**	**0.00**	**0.00**	**0.00**	**0.00**
0000 NO APLICA	100,000.00	100,000.00	0.00	0.00	100,000.00	0.00	0.00	0.00	0.00
2170 COMISION NACIONAL DE NEGOCIACIONES COMERCIALES (CNNC)	36,508,981.00	36,508,981.00	0.00	0.00	36,508,981.00	0.00	0.00	0.00	0.00
2178 CONSEJO NACIONAL DE FRONTERAS	23,397,794.00	23,397,794.00	0.00	0.00	23,397,794.00	0.00	0.00	0.00	0.00
0205 SECRETARIA DE ESTADO DE HACIENDA	**8,549,062,157.03**	**4,709,707,862.50**	**0.00**	**0.00**	**4,709,707,862.50**	**0.00**	**0.00**	**3,839,354,294.53**	**3,839,354,294.53**
0000 NO APLICA	100,000.00	100,000.00	0.00	0.00	100,000.00	0.00	0.00	0.00	0.00
5002 BANCO CENTRAL DE LA REPÚBLICA DOMINICANA	55,707,941.19	0.00	0.00	0.00	0.00	0.00	0.00	55,707,941.19	55,707,941.19
5005 CAJA DE AHORROS PARA OBREROS Y MONTE DE PIEDAD	11,123,356.00	11,123,356.00	0.00	0.00	11,123,356.00	0.00	0.00	0.00	0.00
5127 SUPERINTENDENCIA DE SEGUROS	432,000,000.00	432,000,000.00	0.00	0.00	432,000,000.00	0.00	0.00	0.00	0.00
5138 COMISIÓN NACIONAL DE ENERGÍA	63,786,416.76	0.00	0.00	0.00	0.00	0.00	0.00	63,786,416.76	63,786,416.76
5145 SUPERINTENDENCIA DE VALORES	44,553,738.00	44,553,738.00	0.00	0.00	44,553,738.00	0.00	0.00	0.00	0.00
5158 DIRECCION GENERAL DE ADUANAS	2,140,450,980.00	2,140,450,980.00	0.00	0.00	2,140,450,980.00	0.00	0.00	0.00	0.00
5159 DIRECCION GENERAL DE IMPUESTOS INTERNOS	2,081,479,788.50	2,081,479,788.50	0.00	0.00	2,081,479,788.50	0.00	0.00	0.00	0.00
6105 CORPORACIÓN DOMINICANA DE ELECTRICIDAD	3,719,859,936.58	0.00	0.00	0.00	0.00	0.00	0.00	3,719,859,936.58	3,719,859,936.58
0206 SEC. DE ESTADO DE EDUCACIÓN	**1,068,688,577.75**	**1,068,688,577.75**	**0.00**	**0.00**	**1,068,688,577.75**	**0.00**	**0.00**	**0.00**	**0.00**
2034 INSTITUTO NACIONAL DE EDUCACIÓN FÍSICA	46,568,456.83	46,568,456.83	0.00	0.00	46,568,456.83	0.00	0.00	0.00	0.00
2047 POLITÉCNICO EDUCATIVO	77,015,620.00	77,015,620.00	0.00	0.00	77,015,620.00	0.00	0.00	0.00	0.00
2062 CENTRO INFANTIL HAINAMOSA	10,352,110.17	10,352,110.17	0.00	0.00	10,352,110.17	0.00	0.00	0.00	0.00
2071 INSTITUTO NACIONAL DE FORMACIÓN Y CAPACITACIÓN MAGISTERIAL	200,000,000.00	200,000,000.00	0.00	0.00	200,000,000.00	0.00	0.00	0.00	0.00
2085 INSTITUTO NACIONAL DE BIENESTAR MAGISTERIAL (INABIMA)	32,313,652.50	32,313,652.50	0.00	0.00	32,313,652.50	0.00	0.00	0.00	0.00
2102 INSTITUTO SALOME UREÑA	102,900,000.00	102,900,000.00	0.00	0.00	102,900,000.00	0.00	0.00	0.00	0.00
2128 INSTITUTO PANAMERICANO DE GEOGRAFIA E HISTORIA	6,086,757.46	6,086,757.46	0.00	0.00	6,086,757.46	0.00	0.00	0.00	0.00
2180 REGIONALES Y DISTRISTOS	0.00	0.00	0.00	0.00	0.00	0.00	0.00	0.00	0.00
2182 INSTITUTO POLITECNICO DE DAJABON	1,451,985.27	1,451,985.27	0.00	0.00	1,451,985.27	0.00	0.00	0.00	0.00
2190 REGIONAL No.1 (BARAHONA)	32,888,888.64	32,888,888.64	0.00	0.00	32,888,888.64	0.00	0.00	0.00	0.00
2191 REGIONAL No.2 (SAN JUAN DE LA MAGUANA)	32,888,888.64	32,888,888.64	0.00	0.00	32,888,888.64	0.00	0.00	0.00	0.00
2192 REGIONAL No.3 (AZUA)	32,888,888.64	32,888,888.64	0.00	0.00	32,888,888.64	0.00	0.00	0.00	0.00
2193 REGIONAL No.4 (SAN CRISTOBAL)	32,888,888.64	32,888,888.64	0.00	0.00	32,888,888.64	0.00	0.00	0.00	0.00
2194 REGIONAL No.5 (SAN PEDRO DE MACORIS)	32,888,888.64	32,888,888.64	0.00	0.00	32,888,888.64	0.00	0.00	0.00	0.00
2195 REGIONAL No.6 (LA VEGA)	32,888,888.64	32,888,888.64	0.00	0.00	32,888,888.64	0.00	0.00	0.00	0.00
2196 REGIONAL No.7 (SAN FRANCISCO DE MACORIS)	32,888,888.64	32,888,888.64	0.00	0.00	32,888,888.64	0.00	0.00	0.00	0.00
2197 REGIONAL No.8 (SANTIAGO)	32,888,888.64	32,888,888.64	0.00	0.00	32,888,888.64	0.00	0.00	0.00	0.00
2198 REGIONAL No.9 (MAO)	32,888,888.64	32,888,888.64	0.00	0.00	32,888,888.64	0.00	0.00	0.00	0.00
2199 REGIONAL No.10 (SANTO DOMINGO II)	32,888,888.64	32,888,888.64	0.00	0.00	32,888,888.64	0.00	0.00	0.00	0.00
2200 REGIONAL No.11 (PUERTO PLATA)	32,888,888.64	32,888,888.64	0.00	0.00	32,888,888.64	0.00	0.00	0.00	0.00
2201 REGIONAL No.12 (HIGUEY)	32,888,888.64	32,888,888.64	0.00	0.00	32,888,888.64	0.00	0.00	0.00	0.00
2202 REGIONAL No.13 (SAN CRISTOBAL)	32,888,888.64	32,888,888.64	0.00	0.00	32,888,888.64	0.00	0.00	0.00	0.00

TRANSFERENCIA A INSTITUCIONES POR FUENTE DE FINANCIAMIENTO

Capitulo Inicial: 0101 Capitulo Final: 0999 Fecha Inicial: 01/01/2007 Fecha Final: 30/04/2008

DEVENGADOS (VALORES EN RD$)

	TOTAL GENERAL	CORRIENTES			TOTAL CORRIENTES	CAPITAL			TOTAL CAPITAL
		FONDO GENERAL	OTROS FONDOS INTERNOS	RECURSOS EXTERNOS		FONDO GENERAL	OTROS FONDOS INTERNOS	RECURSOS EXTERNOS	
0206 SEC. DE ESTADO DE EDUCACIÓN									
2203 REGIONAL No.14 (NAGUA)	32,888,888.64	32,888,888.64	0.00	0.00	32,888,888.64	0.00	0.00	0.00	0.00
2204 REGIONAL No.15 (SANTO DOMINGO III)	32,888,888.64	32,888,888.64	0.00	0.00	32,888,888.64	0.00	0.00	0.00	0.00
2205 REGIONAL No.16 (COTUI)	32,888,888.64	32,888,888.64	0.00	0.00	32,888,888.64	0.00	0.00	0.00	0.00
2206 REGIONAL No.17 (MONTE PLATA)	32,888,888.64	32,888,888.64	0.00	0.00	32,888,888.64	0.00	0.00	0.00	0.00
2207 REGIONAL No.18 (NEYBA)	32,888,888.64	32,888,888.64	0.00	0.00	32,888,888.64	0.00	0.00	0.00	0.00
0207 SEC. DE ESTADO DE SALUD PÚBLICA	**10,963,323,384.31**	**5,441,511,931.27**	**0.00**	**0.00**	**5,441,511,931.27**	**2,113,223,355.31**	**0.00**	**3,408,588,097.73**	**5,521,811,453.04**
2035 LABORATORIO DR. DEFILLO	500,004.00	500,004.00	0.00	0.00	500,004.00	0.00	0.00	0.00	0.00
2036 SUBCENTRO NUTRICIONAL	2,080,832.00	2,080,832.00	0.00	0.00	2,080,832.00	0.00	0.00	0.00	0.00
2037 PROGRAMA CONTROLES ENFERMEDADES DE TRANSMISIÓN SEXUAL Y SIDA	1,259,136.00	1,259,136.00	0.00	0.00	1,259,136.00	0.00	0.00	0.00	0.00
2038 HOSPITAL SALVADOR B. GOUTIER	645,120.00	645,120.00	0.00	0.00	645,120.00	0.00	0.00	0.00	0.00
2039 DIRECCIÓN GENERAL DE PROMOCIÓN Y EDUACIÓN P/SALUD (DIGPRES)	182,784.00	182,784.00	0.00	0.00	182,784.00	0.00	0.00	0.00	0.00
2040 INSTITUTO DOMINICANO DE ALIMENTACIÓN Y NUTRICIÓN	159,146.00	159,146.00	0.00	0.00	159,146.00	0.00	0.00	0.00	0.00
2041 CAMPAÑA ANTIPARASITARIA	750,000.00	750,000.00	0.00	0.00	750,000.00	0.00	0.00	0.00	0.00
2042 CENTRO NACIONAL DE INVESTIGACIÓN EN SALUD MATERNO INFANTIL (CENIS)	231,460.00	231,460.00	0.00	0.00	231,460.00	0.00	0.00	0.00	0.00
2043 HOGARES ESCUELAS Y ANCIANOS	16,898,327.00	16,898,327.00	0.00	0.00	16,898,327.00	0.00	0.00	0.00	0.00
2044 PROGRAMA SALUD MENTAL	326,400.00	326,400.00	0.00	0.00	326,400.00	0.00	0.00	0.00	0.00
2045 INSTITUTO PREPARATORIA DE MENORES	17,949,024.00	17,949,024.00	0.00	0.00	17,949,024.00	0.00	0.00	0.00	0.00
2046 DIRECCIÓN GENERAL DE CONTROL DE INFECCIÓN DE TRANSMISIÓN SEXUAL Y SIDA	967,680.00	967,680.00	0.00	0.00	967,680.00	0.00	0.00	0.00	0.00
2075 PATRONATO DEL HOSPITAL GENERAL MATERNO INFANTIL (PLAZA DE LA SALUD)	230,479,798.88	230,479,798.88	0.00	0.00	230,479,798.88	0.00	0.00	0.00	0.00
2076 PATRONATO DE LOS CENTRO DE DIAGNÓSTICOS Y MEDICINA AVANZADA	104,799,999.96	104,799,999.96	0.00	0.00	104,799,999.96	0.00	0.00	0.00	0.00
2077 PATRONATO HOSPITAL GENERAL DR. MARCELINO VELEZ (HERRERA)	260,266,660.00	260,266,660.00	0.00	0.00	260,266,660.00	0.00	0.00	0.00	0.00
2086 APOYO TEC. CENTRO DE EDUCACION DOMINICO-JAPONES	21,674,244.00	21,674,244.00	0.00	0.00	21,674,244.00	0.00	0.00	0.00	0.00
2095 CONSEJO NACIONAL DE BIOETICA EN SALUD	4,899,996.00	4,899,996.00	0.00	0.00	4,899,996.00	0.00	0.00	0.00	0.00
2104 COMISON EJECUTIVA PARA LA REFORMA DEL SECTOR SALUD (CERSS)	39,999,999.63	39,999,999.63	0.00	0.00	39,999,999.63	0.00	0.00	0.00	0.00
5103 CONSEJO NACIONAL DE POBLACIÓN Y FAMILIA	24,384,225.00	24,384,225.00	0.00	0.00	24,384,225.00	0.00	0.00	0.00	0.00
5108 CRUZ ROJA DOMINICANA	32,405,323.36	32,405,323.36	0.00	0.00	32,405,323.36	0.00	0.00	0.00	0.00
5128 UNIVERSIDAD AUTÓNOMA DE SANTO DOMINGC	0.00	0.00	0.00	0.00	0.00	0.00	0.00	0.00	0.00
5201 INSTITUTO DOMINICANO DE SEGUROS SOCIALES	1,465,479,529.84	1,465,479,529.84	0.00	0.00	1,465,479,529.84	0.00	0.00	0.00	0.00
5207 CONSEJO NACIONAL DE SEGURIDAD SOCIAL	1,580,151,787.65	1,566,428,499.96	0.00	0.00	1,566,428,499.96	0.00	0.00	13,723,287.69	13,723,287.69
5208 SEGURO NACIONAL DE SALUD	128,690,718.00	128,690,718.00	0.00	0.00	128,690,718.00	0.00	0.00	0.00	0.00
6102 CORPORACIÓN DEL ACUEDUCTO Y ALCANTARILLADO DE SANTO DOMINGO	1,751,787,749.82	342,544,873.60	0.00	0.00	342,544,873.60	462,499,999.97	0.00	946,742,876.25	1,409,242,876.22
6104 CORPORACIÓN DE ACUEDUCTO Y ALCANTARILLADO DE SANTIAGO	140,026,371.00	128,309,705.00	0.00	0.00	128,309,705.00	11,716,666.00	0.00	0.00	11,716,666.00
6107 CORPORACIÓN DE ACUEDUCTO Y ALCANTARILLADO DE MOCA	17,645,946.34	7,645,947.00	0.00	0.00	7,645,947.00	9,999,999.34	0.00	0.00	9,999,999.34
6108 CORPORACIÓN DE ACUEDUCTO Y ALCANTARILLADO DE LA ROMANA	30,490,465.00	7,783,775.00	0.00	0.00	7,783,775.00	22,706,690.00	0.00	0.00	22,706,690.00
6109 CORPORACIÓN DE ACUEDUCTO Y ALCANTARILLADO DE PUERTO PLATA	75,215,722.00	65,215,722.00	0.00	0.00	65,215,722.00	10,000,000.00	0.00	0.00	10,000,000.00
6112 INSTITUTO NACIONAL DE AGUAS POTABLES Y ALCANTARILLADOS	5,012,974,934.83	968,553,001.04	0.00	0.00	968,553,001.04	1,596,300,000.00	0.00	2,448,121,933.79	4,044,421,933.79
0209 SEC. DE ESTADO DE TRABAJO	**509,805,534.31**	**509,805,534.31**	**0.00**	**0.00**	**509,805,534.31**	**0.00**	**0.00**	**0.00**	**0.00**
4001 CAJA DE PENSIONS Y JUBILACIONES PARA CHOFERES, SANTO DOMINGO	25,205,912.98	25,205,912.98	0.00	0.00	25,205,912.98	0.00	0.00	0.00	0.00
5152 CONSEJO NACIONAL DE ESTANCIAS INFANTILES	15,130,105.33	15,130,105.33	0.00	0.00	15,130,105.33	0.00	0.00	0.00	0.00
5155 INSTITUTO DE FORMACION TECNICO PROFESIONAL (INFOTEP)	25,038,239.00	25,038,239.00	0.00	0.00	25,038,239.00	0.00	0.00	0.00	0.00
5207 CONSEJO NACIONAL DE SEGURIDAD SOCIAL	444,431,277.00	444,431,277.00	0.00	0.00	444,431,277.00	0.00	0.00	0.00	0.00
0210 SEC. DE ESTADO DE AGRICULTURA	**3,444,738,071.52**	**2,823,660,392.90**	**344,868,266.01**	**0.00**	**3,168,528,658.91**	**90,609,412.61**	**0.00**	**185,600,000.00**	**276,209,412.61**
2003 CONSEJO NACIONAL PARA LA REGLAMENTACIÓN Y FOMENTO DE LA INDUSTRIA LECH	120,000,000.00	0.00	120,000,000.00	0.00	120,000,000.00	0.00	0.00	0.00	0.00
2027 CONSEJO NACIONAL DE INVESTIGACIÓN AGROPECUARIA Y FORESTAL	49,507,380.00	49,507,380.00	0.00	0.00	49,507,380.00	0.00	0.00	0.00	0.00
2028 CONSEJO NACIONAL DE PRODUCCIÓN PECUARIA	5,551,091.28	5,551,091.28	0.00	0.00	5,551,091.28	0.00	0.00	0.00	0.00

TRANSFERENCIA A INSTITUCIONES POR FUENTE DE FINANCIAMIENTO

Capitulo Inicial: 0101 Capitulo Final: 0999 Fecha Inicial: 01/01/2007 Fecha Final: 30/04/2008

DEVENGADOS (VALORES EN RD$)

	TOTAL GENERAL	CORRIENTES			TOTAL CORRIENTES	CAPITAL			TOTAL CAPITAL
		FONDO GENERAL	OTROS FONDOS INTERNOS	RECURSOS EXTERNOS		FONDO GENERAL	OTROS FONDOS INTERNOS	RECURSOS EXTERNOS	
0210 SEC. DE ESTADO DE AGRICULTURA									
2116 CONSEJO NACIONAL DE AGRICULTURA	7,239,673.20	7,239,673.20	0.00	0.00	7,239,673.20	0.00	0.00	0.00	0.00
2129 COMISION SECTORIAL PARA LA REF. Y MODERNIZACION DEL SECTOR AGROP.	3,641,521.78	3,641,521.78	0.00	0.00	3,641,521.78	0.00	0.00	0.00	0.00
2131 UNIDAD EJECUTORA DE PIGNORACIONES	406,823,574.67	406,823,574.67	0.00	0.00	406,823,574.67	0.00	0.00	0.00	0.00
2171 OFICINA DE TRATADOS COMERCIALES AGRICOLAS (OTCA)	24,637,373.85	24,637,373.85	0.00	0.00	24,637,373.85	0.00	0.00	0.00	0.00
2183 CIUDAD GANADERA DEL NORDESTE, SAN FRANCISCO DE MACORIS	29,499,999.99	29,499,999.99	0.00	0.00	29,499,999.99	0.00	0.00	0.00	0.00
5001 BANCO AGRICOLA DE LA REPUBLICA DOMINICANA	174,568,014.95	174,568,014.95	0.00	0.00	174,568,014.95	0.00	0.00	0.00	0.00
5111 INSTITUTO AGRARIO DOMINICANO	901,847,152.96	839,019,849.54	0.00	0.00	839,019,849.54	62,827,303.42	0.00	0.00	62,827,303.42
5112 INSTITUTO AZUCARERO DOMINICANO	7,870,127.60	7,870,127.60	0.00	0.00	7,870,127.60	0.00	0.00	0.00	0.00
5132 INSTITUTO DOMINICANO DE INVESTIGACIONES AGROPECUARIAS Y FORESTALES	191,715,733.37	184,915,752.70	0.00	0.00	184,915,752.70	6,799,980.67	0.00	0.00	6,799,980.67
5136 CONSEJO DOMINICANO DEL CAFÉ	340,754,952.67	141,538,884.67	0.00	0.00	141,538,884.67	13,616,068.00	0.00	185,600,000.00	199,216,068.00
5140 INSTITUTO NACIONAL DEL TABACO	224,868,266.01	0.00	224,868,266.01	0.00	224,868,266.01	0.00	0.00	0.00	0.00
5143 INSTITUTO DE DESARROLLO Y CRÉDITO COOPERATIVO	264,642,191.76	260,142,192.24	0.00	0.00	260,142,192.24	4,499,999.52	0.00	0.00	4,499,999.52
5144 FONDO ESPECIAL PARA EL DESARROLLO AGROPECUARIO	235,769,146.53	232,903,085.53	0.00	0.00	232,903,085.53	2,866,061.00	0.00	0.00	2,866,061.00
5147 INSTITUTO NACIONAL DE LA UVA	14,808,963.24	14,808,963.24	0.00	0.00	14,808,963.24	0.00	0.00	0.00	0.00
6110 CONSEJO ESTATAL DEL AZUCAR	64,694,434.96	64,694,434.96	0.00	0.00	64,694,434.96	0.00	0.00	0.00	0.00
6111 INSTITUTO DE ESTABILIZACIÓN DE PRECIOS	346,404,567.70	346,404,567.70	0.00	0.00	346,404,567.70	0.00	0.00	0.00	0.00
6120 LA CRUZ DE MANZANILLO	29,893,905.00	29,893,905.00	0.00	0.00	29,893,905.00	0.00	0.00	0.00	0.00
0211 SECRETARIA DE ESTADO DE OBRAS PUBLICA	**1,548,396,029.37**	**248,395,592.37**	**0.00**	**0.00**	**248,395,592.37**	**1,300,000,437.00**	**0.00**	**0.00**	**1,300,000,437.00**
2100 OF. NAC. DE EVAL. SISMICA Y VUL. DE INFRA. Y EDIFICACIONES (ONESVIE)	25,313,078.64	25,313,078.64	0.00	0.00	25,313,078.64	0.00	0.00	0.00	0.00
4010 PATRONATO DEL BOULEVAR	7,199,999.00	7,199,999.00	0.00	0.00	7,199,999.00	0.00	0.00	0.00	0.00
5156 CONSEJO DE ADMINISTRACION Y REGULACION DE TAXI (CART)	1,215,690.00	1,215,690.00	0.00	0.00	1,215,690.00	0.00	0.00	0.00	0.00
6115 INSTITUTO POSTAL DOMINICANO	109,421,224.73	109,421,224.73	0.00	0.00	109,421,224.73	0.00	0.00	0.00	0.00
6119 INSTITUTO NACIONAL DE LA VIVIENDA	1,405,246,037.00	105,245,600.00	0.00	0.00	105,245,600.00	1,300,000,437.00	0.00	0.00	1,300,000,437.00
0212 SEC. DE ESTADO DE IND. Y COM.	**315,917,708.08**	**203,917,708.08**	**0.00**	**0.00**	**203,917,708.08**	**112,000,000.00**	**0.00**	**0.00**	**112,000,000.00**
5006 CORPORACIÓN DE FOMENTO INDUSTRIAL	131,280,818.80	31,280,818.80	0.00	0.00	31,280,818.80	100,000,000.00	0.00	0.00	100,000,000.00
5102 CENTRO DE EXPORTACIONES E INVERSIONES DE LA REP. DOM.	82,394,393.14	82,394,393.14	0.00	0.00	82,394,393.14	0.00	0.00	0.00	0.00
5135 OFICINA NACIONAL DE PROPIEDAD INDUSTRIAL	2,721,357.00	2,721,357.00	0.00	0.00	2,721,357.00	0.00	0.00	0.00	0.00
5150 CONSEJO NACIONAL DE ZONAS FRANCAS	22,842,309.00	10,842,309.00	0.00	0.00	10,842,309.00	12,000,000.00	0.00	0.00	12,000,000.00
5161 INSTITUTO DE PROTECCION DE LOS DERECHOS AL CONSUMIDOR	76,678,830.14	76,678,830.14	0.00	0.00	76,678,830.14	0.00	0.00	0.00	0.00
0213 SEC. DE ESTADO DE TURISMO	**0.00**	**0.00**	**0.00**	**0.00**	**0.00**	**0.00**	**0.00**	**0.00**	**0.00**
2184 CONSEJO PROVINCIAL DE DES.ECOT. MONS. NOUEL	0.00	0.00	0.00	0.00	0.00	0.00	0.00	0.00	0.00
2185 CONSEJO PROVIINCIAL DE DESAR. ECOT. HATO MAYOR	0.00	0.00	0.00	0.00	0.00	0.00	0.00	0.00	0.00
2186 CONSEJO PROVINCIAL DES ECOT. SANCHEZ RAMIREZ	0.00	0.00	0.00	0.00	0.00	0.00	0.00	0.00	0.00
2187 CONSEJO PROVINCIAL DE DESAR. ECOT. LA VEGA	0.00	0.00	0.00	0.00	0.00	0.00	0.00	0.00	0.00
2188 CONSEJO PROVINCIAL DE DESAR. ECOT. DE MONTE PLATA	0.00	0.00	0.00	0.00	0.00	0.00	0.00	0.00	0.00
2189 CONSEJO PROVINCIAL DE DESAR. ECOT. DE SAUCEDO	0.00	0.00	0.00	0.00	0.00	0.00	0.00	0.00	0.00
0214 PROCURADURIA GRAL. DE LA REP.	**16,167,242.00**	**16,167,242.00**	**0.00**	**0.00**	**16,167,242.00**	**0.00**	**0.00**	**0.00**	**0.00**
2073 COMITÉ NACIONAL CONTRA EL LAVADO DE ACTIVOS	16,167,242.00	16,167,242.00	0.00	0.00	16,167,242.00	0.00	0.00	0.00	0.00
0215 SEC. DE ESTADO DE LA MUJER	**11,000,000.00**	**11,000,000.00**	**0.00**	**0.00**	**11,000,000.00**	**0.00**	**0.00**	**0.00**	**0.00**
2079 CONSEJO DE DIRECCIÓN DE CASAS DE ACOGIDAS O REFUGIOS	11,000,000.00	11,000,000.00	0.00	0.00	11,000,000.00	0.00	0.00	0.00	0.00
0216 SEC. DE ESTADO DE CULTURA	**198,326,298.91**	**198,326,298.91**	**0.00**	**0.00**	**198,326,298.91**	**0.00**	**0.00**	**0.00**	**0.00**
2002 BANDA DE MUSICA DE PUERTO PLATA	0.00	0.00	0.00	0.00	0.00	0.00	0.00	0.00	0.00
2004 BANDA DE MUSICA DE CABRAL	89,724.25	89,724.25	0.00	0.00	89,724.25	0.00	0.00	0.00	0.00
2005 BANDA DE MUSICA DE DAJABON	0.00	0.00	0.00	0.00	0.00	0.00	0.00	0.00	0.00
2007 BANDA DE MUSICA DE DUVERGÉ	224,257.97	224,257.97	0.00	0.00	224,257.97	0.00	0.00	0.00	0.00

TRANSFERENCIA A INSTITUCIONES POR FUENTE DE FINANCIAMIENTO

Capitulo Inicial: 0101 Capitulo Final: 0999 Fecha Inicial: 01/01/2007 Fecha Final: 30/04/2008

DEVENGADOS (VALORES EN RD$)

		CORRIENTES				CAPITAL			
	TOTAL GENERAL	FONDO GENERAL	OTROS FONDOS INTERNOS	RECURSOS EXTERNOS	TOTAL CORRIENTES	FONDO GENERAL	OTROS FONDOS INTERNOS	RECURSOS EXTERNOS	TOTAL CAPITAL
0216 SEC. DE ESTADO DE CULTURA									
2008 BANDA DE MUSICA DE GUAYABIN	214,931.75	214,931.75	0.00	0.00	214,931.75	0.00	0.00	0.00	0.00
2009 BANDA DE MUSICA DE SALCEDO	0.00	0.00	0.00	0.00	0.00	0.00	0.00	0.00	0.00
2010 BANDA DE MUSICA DE SAN CRISTOBAL	0.00	0.00	0.00	0.00	0.00	0.00	0.00	0.00	0.00
2011 BANDA DE MUSICA DE SAN FRANCISCO DE MACORIS	0.00	0.00	0.00	0.00	0.00	0.00	0.00	0.00	0.00
2012 BANDA DE MUSICA DE MUNICIPIO DE PEDERNALES	0.00	0.00	0.00	0.00	0.00	0.00	0.00	0.00	0.00
2013 BANDA DE MUSICA DEL CERCADO	128,000.00	128,000.00	0.00	0.00	128,000.00	0.00	0.00	0.00	0.00
2014 BANDA DE MUSICA DE BARAHONA	128,177.50	128,177.50	0.00	0.00	128,177.50	0.00	0.00	0.00	0.00
2015 BANDA DE MUSICA SANTA CECILIA, PARAISO, BARAHONA	0.00	0.00	0.00	0.00	0.00	0.00	0.00	0.00	0.00
2016 BANDA DE MUSICA DE LOS LLANOS	0.00	0.00	0.00	0.00	0.00	0.00	0.00	0.00	0.00
2017 BANDA DE MUSICA DE OVIEDO	0.00	0.00	0.00	0.00	0.00	0.00	0.00	0.00	0.00
2018 BANDA DE MUSICA DE VICENTE NOBLE	206,985.50	206,985.50	0.00	0.00	206,985.50	0.00	0.00	0.00	0.00
2019 BANDA DE MUSICA DE VILLA VAZQUEZ	0.00	0.00	0.00	0.00	0.00	0.00	0.00	0.00	0.00
2020 BANDA DE MUSICA DE NEIBA	0.00	0.00	0.00	0.00	0.00	0.00	0.00	0.00	0.00
2021 BANDA DE MUSICA DE LA VEGA	0.00	0.00	0.00	0.00	0.00	0.00	0.00	0.00	0.00
2022 BANDA DE MUSICA DE JARAGUA	0.00	0.00	0.00	0.00	0.00	0.00	0.00	0.00	0.00
2023 BANDA DE MUSICA DE BANI	216,857.50	216,857.50	0.00	0.00	216,857.50	0.00	0.00	0.00	0.00
2024 BANDA DE MUSICA DE JIMANI	372,259.38	372,259.38	0.00	0.00	372,259.38	0.00	0.00	0.00	0.00
2025 BIBLIOTECA ENRIQUILLO, VICENTE NOBLE	0.00	0.00	0.00	0.00	0.00	0.00	0.00	0.00	0.00
2026 BANDA DE MUSICA DE MONTE CRISTI	0.00	0.00	0.00	0.00	0.00	0.00	0.00	0.00	0.00
2053 PANTEON NACIONAL	3,250,000.00	3,250,000.00	0.00	0.00	3,250,000.00	0.00	0.00	0.00	0.00
2083 BANDA DE MUSICA DE NAGUA	0.00	0.00	0.00	0.00	0.00	0.00	0.00	0.00	0.00
2084 BANDA DE MUSICA HATO MAYOR	0.00	0.00	0.00	0.00	0.00	0.00	0.00	0.00	0.00
2115 ARCHIVO GENERAL DE LA NACION	128,999,999.96	128,999,999.96	0.00	0.00	128,999,999.96	0.00	0.00	0.00	0.00
2117 COMISION PARA LA CONSOLIDACION DE MONUMENTOS HISTORICOS	8,800,000.00	8,800,000.00	0.00	0.00	8,800,000.00	0.00	0.00	0.00	0.00
2118 SISTEMA NACIONAL DE BIBLIOTECAS MOVILES	1,300,000.00	1,300,000.00	0.00	0.00	1,300,000.00	0.00	0.00	0.00	0.00
2119 ORQUESTA SINFONICA INFANTIL Y JUVENIL	1,300,000.00	1,300,000.00	0.00	0.00	1,300,000.00	0.00	0.00	0.00	0.00
2120 CASA DE LA CULTURA DE NEW YORK	11,463,660.00	11,463,660.00	0.00	0.00	11,463,660.00	0.00	0.00	0.00	0.00
2121 MONUMENTOS HISTORICOS DE SANTIAGO	2,833,000.00	2,833,000.00	0.00	0.00	2,833,000.00	0.00	0.00	0.00	0.00
2122 GOBERNACION PLAZA DE LA CULTURA	1,650,000.00	1,650,000.00	0.00	0.00	1,650,000.00	0.00	0.00	0.00	0.00
2123 PATRONATO DE LA CULTURA SANTIAGO APOSTOL	650,000.00	650,000.00	0.00	0.00	650,000.00	0.00	0.00	0.00	0.00
2124 ACADEMIA DE MUSICA	13,671,671.00	13,671,671.00	0.00	0.00	13,671,671.00	0.00	0.00	0.00	0.00
2125 CENTRO DE EVENTOS Y EXP.	11,102,483.00	11,102,483.00	0.00	0.00	11,102,483.00	0.00	0.00	0.00	0.00
2132 DIRECCION PROV. MONSEÑOR NOUEL	84,000.00	84,000.00	0.00	0.00	84,000.00	0.00	0.00	0.00	0.00
2133 DIRECCION PROV. LA VEGA	96,000.00	96,000.00	0.00	0.00	96,000.00	0.00	0.00	0.00	0.00
2134 DIRECCION PROV. MOCA	90,000.00	90,000.00	0.00	0.00	90,000.00	0.00	0.00	0.00	0.00
2135 DIRECCION PROV. DE SAN FCO. DE MACORIS	102,000.00	102,000.00	0.00	0.00	102,000.00	0.00	0.00	0.00	0.00
2136 DIRECCION PROV.DE SALCEDO	90,000.00	90,000.00	0.00	0.00	90,000.00	0.00	0.00	0.00	0.00
2137 DIRECCION PROV. SANCHEZ RAMIREZ	99,000.00	99,000.00	0.00	0.00	99,000.00	0.00	0.00	0.00	0.00
2138 DIRECCION PROV. PUERTO PLATA	96,000.00	96,000.00	0.00	0.00	96,000.00	0.00	0.00	0.00	0.00
2139 DIRECCION PROV. NAGUA	60,000.00	60,000.00	0.00	0.00	60,000.00	0.00	0.00	0.00	0.00
2140 DIRECCION PROV. SAMANA	60,000.00	60,000.00	0.00	0.00	60,000.00	0.00	0.00	0.00	0.00
2141 DIRECCION PROVINCIAL VARVERDE MAO	60,000.00	60,000.00	0.00	0.00	60,000.00	0.00	0.00	0.00	0.00
2142 DIRECCION PROVINCIAL SANTIAGO RODRIGUEZ	60,000.00	60,000.00	0.00	0.00	60,000.00	0.00	0.00	0.00	0.00
2143 DIRECCION PROVINCIAL MONTECRISTI	84,000.00	84,000.00	0.00	0.00	84,000.00	0.00	0.00	0.00	0.00
2144 DIRECCION PROVINCIAL DAJABON	90,000.00	90,000.00	0.00	0.00	90,000.00	0.00	0.00	0.00	0.00
2145 DIRECCION PROVINCIAL SANTO DOMINGO	102,000.00	102,000.00	0.00	0.00	102,000.00	0.00	0.00	0.00	0.00
2146 DIRECCION PROVINCIAL DISTRITO NACIONAL	90,000.00	90,000.00	0.00	0.00	90,000.00	0.00	0.00	0.00	0.00
2147 DIRECCION PROVINCIAL STO. DGO., NORTE	60,000.00	60,000.00	0.00	0.00	60,000.00	0.00	0.00	0.00	0.00
2148 DIRECCION PROVINCIALSANTO DOMINGO ESTE	78,000.00	78,000.00	0.00	0.00	78,000.00	0.00	0.00	0.00	0.00
2149 DIRECCION PROVINCIAL STO,DGO., OESTE	72,000.00	72,000.00	0.00	0.00	72,000.00	0.00	0.00	0.00	0.00

TRANSFERENCIA A INSTITUCIONES POR FUENTE DE FINANCIAMIENTO

Capitulo Inicial: 0101 Capitulo Final: 0999 Fecha Inicial: 01/01/2007 Fecha Final: 30/04/2008

DEVENGADOS (VALORES EN RD$)

		CORRIENTES				CAPITAL			
	TOTAL GENERAL	FONDO GENERAL	OTROS FONDOS INTERNOS	RECURSOS EXTERNOS	TOTAL CORRIENTES	FONDO GENERAL	OTROS FONDOS INTERNOS	RECURSOS EXTERNOS	TOTAL CAPITAL
0216 SEC. DE ESTADO DE CULTURA									
2150 DIRECCION PROVINCIAL MONTE PLATA	84,000.00	84,000.00	0.00	0.00	84,000.00	0.00	0.00	0.00	0.00
2151 DIRECCION PROVINCIAL SUR CENTRAL	84,000.00	84,000.00	0.00	0.00	84,000.00	0.00	0.00	0.00	0.00
2152 DIRECCION PROVINCIAL SAN CRISTOBAL	60,000.00	60,000.00	0.00	0.00	60,000.00	0.00	0.00	0.00	0.00
2153 DIRECCION PROVINCIAL PERAVIA (BANI)	90,000.00	90,000.00	0.00	0.00	90,000.00	0.00	0.00	0.00	0.00
2154 DIRECCION PROVINCIAL SAN JOSE DE OCOA	60,000.00	60,000.00	0.00	0.00	60,000.00	0.00	0.00	0.00	0.00
2155 DIRECCION PROVINCIAL AZUA	90,000.00	90,000.00	0.00	0.00	90,000.00	0.00	0.00	0.00	0.00
2156 DIRECCION PROVINCIAL REGIONAL SUROESTE	90,000.00	90,000.00	0.00	0.00	90,000.00	0.00	0.00	0.00	0.00
2157 DIRECCION PROVINCIAL BARAHONA	90,000.00	90,000.00	0.00	0.00	90,000.00	0.00	0.00	0.00	0.00
2158 DIRECCION PROVINCIAL DE BAHORUCO	78,000.00	78,000.00	0.00	0.00	78,000.00	0.00	0.00	0.00	0.00
2159 DIRECCION PROVINCIAL PEDERNALES	78,000.00	78,000.00	0.00	0.00	78,000.00	0.00	0.00	0.00	0.00
2160 DIRECCION PROVINCIAL JIMANI	78,000.00	78,000.00	0.00	0.00	78,000.00	0.00	0.00	0.00	0.00
2161 DIRECCION PROVINCIAL SUR PROFUNDO	84,000.00	84,000.00	0.00	0.00	84,000.00	0.00	0.00	0.00	0.00
2162 DIRECCION PROVINCIAL SAN JUAN	90,000.00	90,000.00	0.00	0.00	90,000.00	0.00	0.00	0.00	0.00
2163 DIRECCION PROVINCIAL	72,000.00	72,000.00	0.00	0.00	72,000.00	0.00	0.00	0.00	0.00
2164 DIRECCION PROVINCIAL SAN PEDRO DE MACORIS	84,000.00	84,000.00	0.00	0.00	84,000.00	0.00	0.00	0.00	0.00
2165 DIRECCION PROVINCIAL DE LA ROMANA	102,000.00	102,000.00	0.00	0.00	102,000.00	0.00	0.00	0.00	0.00
2166 DIRECCION PROVINCIAL HIGUEY	90,000.00	90,000.00	0.00	0.00	90,000.00	0.00	0.00	0.00	0.00
2167 DIRECCION PROVINCIAL HATO MAYOR	84,000.00	84,000.00	0.00	0.00	84,000.00	0.00	0.00	0.00	0.00
2168 DIRECCION PROVINCIAL DEL SEYBO	93,000.00	93,000.00	0.00	0.00	93,000.00	0.00	0.00	0.00	0.00
5137 INSTITUTO DUARTIANO	8,670,291.10	8,670,291.10	0.00	0.00	8,670,291.10	0.00	0.00	0.00	0.00
0218 SEC. DE ESTADO DE MEDIO AMBIENTE. Y RE	**2,069,669,952.77**	**1,042,177,848.68**	**0.00**	**0.00**	**1,042,177,848.68**	**516,885,204.99**	**0.00**	**510,606,899.10**	**1,027,492,104.09**
2006 PARQUE NACIONAL MIRADOR NORTE	16,602,677.00	16,602,677.00	0.00	0.00	16,602,677.00	0.00	0.00	0.00	0.00
5118 INSTITUTO NACIONAL DE RECURSOS HIDRAÚLICOS (INDRHI)	1,963,462,932.77	955,970,828.68	0.00	0.00	955,970,828.68	496,885,204.99	0.00	510,606,899.10	1,007,492,104.09
5120 JARDÍN BOTÁNICO	29,426,891.00	29,426,891.00	0.00	0.00	29,426,891.00	0.00	0.00	0.00	0.00
5130 PARQUE ZOOLÓGICO NACIONAL	26,878,324.00	16,878,324.00	0.00	0.00	16,878,324.00	10,000,000.00	0.00	0.00	10,000,000.00
5133 MUSEO DE HISTORIA NATURAL	12,123,372.00	12,123,372.00	0.00	0.00	12,123,372.00	0.00	0.00	0.00	0.00
5134 ACUARIO NACIONAL	21,175,756.00	11,175,756.00	0.00	0.00	11,175,756.00	10,000,000.00	0.00	0.00	10,000,000.00
0219 SEC. DE ESTADO DE EDUCACION SUP., C. Y	**3,235,094,196.89**	**2,847,410,150.80**	**0.00**	**0.00**	**2,847,410,150.80**	**0.00**	**0.00**	**387,684,046.09**	**387,684,046.09**
0000 NO APLICA	500,000.00	500,000.00	0.00	0.00	500,000.00	0.00	0.00	0.00	0.00
0206 SEC. DE ESTADO DE EDUCACIÓN	1,000,000.00	1,000,000.00	0.00	0.00	1,000,000.00	0.00	0.00	0.00	0.00
2030 INSTITUTO POLITÉCNICO OSCUS SAN VALERO	3,083,333.38	3,083,333.38	0.00	0.00	3,083,333.38	0.00	0.00	0.00	0.00
2061 CONSEJO DE COOPERACIÓN DE EDUCACIÓN, CIENCIA Y TECNOLOGÍA	5,269,716.00	5,269,716.00	0.00	0.00	5,269,716.00	0.00	0.00	0.00	0.00
2074 PATRONATO DE APOYO AL CENTRO REGIONAL UASD DE H.M.	13,999,998.00	13,999,998.00	0.00	0.00	13,999,998.00	0.00	0.00	0.00	0.00
2082 INSTITUTO TECNOLÓGICO DE LAS AMÉRICAS	112,955,708.21	112,955,708.21	0.00	0.00	112,955,708.21	0.00	0.00	0.00	0.00
2181 INSTITUTO POLITECNICO DE SAN CRISTOBAL	55,649,999.96	55,649,999.96	0.00	0.00	55,649,999.96	0.00	0.00	0.00	0.00
4002 INSTITUTO TECNOLÓGICO DEL CIBAO ORIENTAL	19,999,999.97	19,999,999.97	0.00	0.00	19,999,999.97	0.00	0.00	0.00	0.00
5128 UNIVERSIDAD AUTÓNOMA DE SANTO DOMINGO	2,953,469,772.09	2,565,785,726.00	0.00	0.00	2,565,785,726.00	0.00	0.00	387,684,046.09	387,684,046.09
5154 INSTITUTO DE INNOVACION EN BIOTECNOLOGIA E INDUSTRIAL (IIBI)	69,165,669.28	69,165,669.28	0.00	0.00	69,165,669.28	0.00	0.00	0.00	0.00
0999 ADMINISTACION DE OBLIGACIONES DEL TES	**20,803,912,046.97**	**6,778,650,775.34**	**0.00**	**14,025,261,271.63**	**20,803,912,046.97**	**0.00**	**0.00**	**0.00**	**0.00**
4166 SUBSIDIO FOCALIZADO AL GAS LICUADO (GLP)	0.00	0.00	0.00	0.00	0.00	0.00	0.00	0.00	0.00
5002 BANCO CENTRAL DE LA REPÚBLICA DOMINICANA	5,827,037,000.00	5,827,037,000.00	0.00	0.00	5,827,037,000.00	0.00	0.00	0.00	0.00
6105 CORPORACIÓN DOMINICANA DE ELECTRICIDAD	14,976,875,046.97	951,613,775.34	0.00	14,025,261,271.63	14,976,875,046.97	0.00	0.00	0.00	0.00
Total General:	**79,142,503,985.00**	**33,728,204,822.11**	**8,641,798,927.01**	**14,298,488,771.63**	**56,668,492,520.75**	**8,746,530,941.56**	**5,326,929,209.00**	**8,400,551,313.69**	**22,474,011,464.25**

TRANSFERENCIA A INSTITUCIONES POR FUENTE DE FINANCIAMIENTO

Capitulo Inicial: 0101 Capitulo Final: 0999 Fecha Inicial: 01/01/2007 Fecha Final: 30/04/2008

DEVENGADOS

(VALORES EN RD$)

INST.	DENOMINACION	TOTAL GENERAL	CORRIENTES			TOTAL CORRIENTES	CAPITAL			TOTAL CAPITAL
			FONDO GENERAL	OTROS FONDOS INTERNOS	RECURSOS EXTERNOS		FONDO GENERAL	OTROS FONDOS INTERNOS	RECURSOS EXTERNOS	
0101	**CONGRESO NACIONAL**	**443,420,866.91**	**443,420,866.91**	**0.00**	**0.00**	**443,420,866.91**	**0.00**	**0.00**	**0.00**	**0.00**
0000	NO APLICA	308,739,813.96	308,739,813.96	0.00	0.00	308,739,813.96	0.00	0.00	0.00	0.00
4007	PROGRAMA DE REDUCCION DE LA REPITENCIA	4,121,600.00	4,121,600.00	0.00	0.00	4,121,600.00	0.00	0.00	0.00	0.00
4172	INSTITUTO DE PREVISION SOCIAL DEL CONGRESITA DOMINICANO (INPRESCONDO)	106,559,452.96	106,559,452.96	0.00	0.00	106,559,452.96	0.00	0.00	0.00	0.00
9998	ORGANIZACION NO GUBERNAMENTAL EN EL AREA DE ASISTENCIA SOCIAL	23,999,999.99	23,999,999.99	0.00	0.00	23,999,999.99	0.00	0.00	0.00	0.00
0201	**PRESIDENCIA DE LA REPÚBLICA**	**2,218,214,817.11**	**2,175,353,662.10**	**0.00**	**19,361,155.01**	**2,194,714,817.11**	**23,500,000.00**	**0.00**	**0.00**	**23,500,000.00**
0000	NO APLICA	187,841,315.07	187,841,315.07	0.00	0.00	187,841,315.07	0.00	0.00	0.00	0.00
2209	INCENTIVO A ENVEJECIENTES	57,307,800.00	57,307,800.00	0.00	0.00	57,307,800.00	0.00	0.00	0.00	0.00
4005	INCENTIVO A LA ASISTENCIA ESCOLAR (ILAE)	133,082,700.00	133,082,700.00	0.00	0.00	133,082,700.00	0.00	0.00	0.00	0.00
4167	TRANSFERENCIAS CONDICIONADAS (COMER ES PRIMERO)	1,638,341,650.00	1,638,341,650.00	0.00	0.00	1,638,341,650.00	0.00	0.00	0.00	0.00
9990	ORGANIZACION NO GUBERNAMENTAL EN EL AREA FINANCIERA	2,000,000.00	2,000,000.00	0.00	0.00	2,000,000.00	0.00	0.00	0.00	0.00
9991	ORGANIZACION NO GUBERNAMENTAL EN EL AREA DE SALUD	8,144,099.93	4,587,499.93	0.00	56,600.00	4,644,099.93	3,500,000.00	0.00	0.00	3,500,000.00
9992	ORGANIZACION NO GUBERNAMENTAL EN EL AREA DE EDUCACIÓN	40,757,140.54	11,691,540.54	0.00	9,065,600.00	20,757,140.54	20,000,000.00	0.00	0.00	20,000,000.00
9993	ORGANIZACION NO GUBERNAMENTAL EN EL AREA DE DEPORTE	553,999.96	553,999.96	0.00	0.00	553,999.96	0.00	0.00	0.00	0.00
9994	ORGANIZACION NO GUBERNAMENTAL EN EL AREA DE CULTURA	8,486,999.94	8,461,999.94	0.00	25,000.00	8,486,999.94	0.00	0.00	0.00	0.00
9995	ORGANIZACION NO GUBERNAMENTAL EN EL AREA DE MEDIO AMBIENTE	99,999.98	99,999.98	0.00	0.00	99,999.98	0.00	0.00	0.00	0.00
9996	ORGANIZACION NO GUBERNAMENTAL EN EL AREA RELIGIOSA	59,640,255.52	52,215,255.52	0.00	7,425,000.00	59,640,255.52	0.00	0.00	0.00	0.00
9997	ORGANIZACION NO GUBERNAMENTAL EN EL AREA DE AGRICULTURA	5,480,000.00	5,480,000.00	0.00	0.00	5,480,000.00	0.00	0.00	0.00	0.00
9998	ORGANIZACION NO GUBERNAMENTAL EN EL AREA DE ASISTENCIA SOCIAL	76,478,856.17	73,689,901.16	0.00	2,788,955.01	76,478,856.17	0.00	0.00	0.00	0.00
9999	ORGANIZACION NO GUBERNAMENTAL EN EL AREA DE JUSTICIA	0.00	0.00	0.00	0.00	0.00	0.00	0.00	0.00	0.00
0202	**SEC. DE ESTADO DE INT. Y POL.**	**10,844,058.47**	**10,844,058.47**	**0.00**	**0.00**	**10,844,058.47**	**0.00**	**0.00**	**0.00**	**0.00**
0000	NO APLICA	10,844,058.47	10,844,058.47	0.00	0.00	10,844,058.47	0.00	0.00	0.00	0.00
0203	**SEC. DE ESTADO DE LAS FF AA**	**95,720,030.42**	**95,720,030.42**	**0.00**	**0.00**	**95,720,030.42**	**0.00**	**0.00**	**0.00**	**0.00**
0000	NO APLICA	95,720,030.42	95,720,030.42	0.00	0.00	95,720,030.42	0.00	0.00	0.00	0.00
0204	**SEC. DE ESTADO DE REL. EXT.**	**6,636,206.32**	**6,636,206.32**	**0.00**	**0.00**	**6,636,206.32**	**0.00**	**0.00**	**0.00**	**0.00**
0000	NO APLICA	6,636,206.32	6,636,206.32	0.00	0.00	6,636,206.32	0.00	0.00	0.00	0.00
0205	**SECRETARIA DE ESTADO DE HACIENDA**	**96,628,916.20**	**96,628,916.20**	**0.00**	**0.00**	**96,628,916.20**	**0.00**	**0.00**	**0.00**	**0.00**
0000	NO APLICA	96,628,916.20	96,628,916.20	0.00	0.00	96,628,916.20	0.00	0.00	0.00	0.00
0206	**SEC. DE ESTADO DE EDUCACION**	**630,857,986.96**	**630,857,986.96**	**0.00**	**0.00**	**630,857,986.96**	**0.00**	**0.00**	**0.00**	**0.00**
0000	NO APLICA	15,358,256.50	15,358,256.50	0.00	0.00	15,358,256.50	0.00	0.00	0.00	0.00
2033	SEGURO MÉDICO DE LOS MAESTROS	244,000,000.00	244,000,000.00	0.00	0.00	244,000,000.00	0.00	0.00	0.00	0.00
4007	PROGRAMA DE REDUCCION DE LA REPITENCIA	272,049,996.00	272,049,996.00	0.00	0.00	272,049,996.00	0.00	0.00	0.00	0.00
9992	ORGANIZACION NO GUBERNAMENTAL EN EL AREA DE EDUCACIÓN	99,449,734.46	99,449,734.46	0.00	0.00	99,449,734.46	0.00	0.00	0.00	0.00
0207	**SEC. DE ESTADO DE SALUD PUBLICA**	**373,070,478.50**	**373,070,478.50**	**0.00**	**0.00**	**373,070,478.50**	**0.00**	**0.00**	**0.00**	**0.00**
0000	NO APLICA	72,266,711.00	72,266,711.00	0.00	0.00	72,266,711.00	0.00	0.00	0.00	0.00
9991	ORGANIZACION NO GUBERNAMENTAL EN EL AREA DE SALUD	300,803,767.50	300,803,767.50	0.00	0.00	300,803,767.50	0.00	0.00	0.00	0.00
0208	**SEC. DE E. DE DEP., EDUC. FÍS. Y REC.**	**416,502,268.42**	**389,748,149.00**	**26,754,119.42**	**0.00**	**416,502,268.42**	**0.00**	**0.00**	**0.00**	**0.00**
0000	NO APLICA	102,831,394.70	93,012,275.28	9,819,119.42	0.00	102,831,394.70	0.00	0.00	0.00	0.00
9993	ORGANIZACION NO GUBERNAMENTAL EN EL AREA DE DEPORTE	313,670,873.72	296,735,873.72	16,935,000.00	0.00	313,670,873.72	0.00	0.00	0.00	0.00
0209	**SEC. DE ESTADO DE TRABAJO**	**9,333,200.00**	**9,333,200.00**	**0.00**	**0.00**	**9,333,200.00**	**0.00**	**0.00**	**0.00**	**0.00**
0000	NO APLICA	8,411,600.00	8,411,600.00	0.00	0.00	8,411,600.00	0.00	0.00	0.00	0.00
9998	ORGANIZACION NO GUBERNAMENTAL EN EL AREA DE ASISTENCIA SOCIAL	921,600.00	921,600.00	0.00	0.00	921,600.00	0.00	0.00	0.00	0.00
0210	**SEC. DE ESTADO DE AGRICULTURA**	**64,117,340.24**	**64,117,340.24**	**0.00**	**0.00**	**64,117,340.24**	**0.00**	**0.00**	**0.00**	**0.00**
0000	NO APLICA	19,976,375.09	19,976,375.09	0.00	0.00	19,976,375.09	0.00	0.00	0.00	0.00

TRANSFERENCIA A INSTITUCIONES POR FUENTE DE FINANCIAMIENTO

Capitulo Inicial: 0101 Capitulo Final: 0999 Fecha Inicial: 01/01/2007 Fecha Final: 30/04/2008

DEVENGADOS

(VALORES EN RD$)

	TOTAL GENERAL	CORRIENTES			TOTAL CORRIENTES	CAPITAL			TOTAL CAPITAL
		FONDO GENERAL	OTROS FONDOS INTERNOS	RECURSOS EXTERNOS		FONDO GENERAL	OTROS FONDOS INTERNOS	RECURSOS EXTERNOS	
0210 SEC. DE ESTADO DE AGRICULTURA									
9997 ORGANIZACION NO GUBERNAMENTAL EN EL AREA DE AGRICULTURA	44,140,965.15	44,140,965.15	0.00	0.00	44,140,965.15	0.00	0.00	0.00	0.00
0211 SECRETARIA DE ESTADO DE OBRAS PUBLICA	**7,921,471.11**	**7,921,471.11**	**0.00**	**0.00**	**7,921,471.11**	**0.00**	**0.00**	**0.00**	**0.00**
0000 NO APLICA	6,072,500.00	6,072,500.00	0.00	0.00	6,072,500.00	0.00	0.00	0.00	0.00
4173 CONSEJO INTERINTITUCIONAL PARA COORDINACION VIVIENDAS (CIVIVIENDAS)	1,848,971.11	1,848,971.11	0.00	0.00	1,848,971.11	0.00	0.00	0.00	0.00
0212 SEC. DE ESTADO DE IND. Y COM.	**251,000.00**	**251,000.00**	**0.00**	**0.00**	**251,000.00**	**0.00**	**0.00**	**0.00**	**0.00**
0000 NO APLICA	251,000.00	251,000.00	0.00	0.00	251,000.00	0.00	0.00	0.00	0.00
4009 CÁMARA DOMINICANA DE COMERCIO	0.00	0.00	0.00	0.00	0.00	0.00	0.00	0.00	0.00
0214 PROCURADURIA GRAL. DE LA REP.	**6,905,801.96**	**6,905,801.96**	**0.00**	**0.00**	**6,905,801.96**	**0.00**	**0.00**	**0.00**	**0.00**
0000 NO APLICA	6,905,801.96	6,905,801.96	0.00	0.00	6,905,801.96	0.00	0.00	0.00	0.00
0215 SEC. DE ESTADO DE LA MUJER	**8,700,799.96**	**8,700,799.96**	**0.00**	**0.00**	**8,700,799.96**	**0.00**	**0.00**	**0.00**	**0.00**
9998 ORGANIZACION NO GUBERNAMENTAL EN EL AREA DE ASISTENCIA SOCIAL	8,700,799.96	8,700,799.96	0.00	0.00	8,700,799.96	0.00	0.00	0.00	0.00
0216 SEC. DE ESTADO DE CULTURA	**21,194,078.00**	**21,194,078.00**	**0.00**	**0.00**	**21,194,078.00**	**0.00**	**0.00**	**0.00**	**0.00**
0000 NO APLICA	13,830,878.00	13,830,878.00	0.00	0.00	13,830,878.00	0.00	0.00	0.00	0.00
9994 ORGANIZACION NO GUBERNAMENTAL EN EL AREA DE CULTURA	7,363,200.00	7,363,200.00	0.00	0.00	7,363,200.00	0.00	0.00	0.00	0.00
0217 SEC. DE ESTADO DE LA JUVENTUD	**80,030,010.16**	**80,030,010.16**	**0.00**	**0.00**	**80,030,010.16**	**0.00**	**0.00**	**0.00**	**0.00**
0000 NO APLICA	58,372,423.10	58,372,423.10	0.00	0.00	58,372,423.10	0.00	0.00	0.00	0.00
9998 ORGANIZACION NO GUBERNAMENTAL EN EL AREA DE ASISTENCIA SOCIAL	21,657,587.06	21,657,587.06	0.00	0.00	21,657,587.06	0.00	0.00	0.00	0.00
0218 SEC. DE ESTADO DE MEDIO AMBIENTE. Y RE	**11,452,376.48**	**11,452,376.48**	**0.00**	**0.00**	**11,452,376.48**	**0.00**	**0.00**	**0.00**	**0.00**
0000 NO APLICA	872,344.48	872,344.48	0.00	0.00	872,344.48	0.00	0.00	0.00	0.00
9995 ORGANIZACION NO GUBERNAMENTAL EN EL AREA DE MEDIO AMBIENTE	10,580,032.00	10,580,032.00	0.00	0.00	10,580,032.00	0.00	0.00	0.00	0.00
0219 SEC. DE ESTADO DE EDUCACION SUP., C. Y	**593,827,238.49**	**593,827,238.49**	**0.00**	**0.00**	**593,827,238.49**	**0.00**	**0.00**	**0.00**	**0.00**
0000 NO APLICA	482,297,400.57	482,297,400.57	0.00	0.00	482,297,400.57	0.00	0.00	0.00	0.00
9992 ORGANIZACION NO GUBERNAMENTAL EN EL AREA DE EDUCACIÓN	111,529,837.92	111,529,837.92	0.00	0.00	111,529,837.92	0.00	0.00	0.00	0.00
0301 PODER JUDICIAL	**112,883,820.00**	**75,506,040.00**	**37,377,780.00**	**0.00**	**112,883,820.00**	**0.00**	**0.00**	**0.00**	**0.00**
0000 NO APLICA	75,506,040.00	75,506,040.00	0.00	0.00	75,506,040.00	0.00	0.00	0.00	0.00
9998 ORGANIZACION NO GUBERNAMENTAL EN EL AREA DE ASISTENCIA SOCIAL	37,377,780.00	0.00	37,377,780.00	0.00	37,377,780.00	0.00	0.00	0.00	0.00
0401 JUNTA CENTRAL ELECTORAL	**297,321,700.03**	**933,804.00**	**296,387,896.03**	**0.00**	**297,321,700.03**	**0.00**	**0.00**	**0.00**	**0.00**
0000 NO APLICA	933,804.00	933,804.00	0.00	0.00	933,804.00	0.00	0.00	0.00	0.00
4011 TRANSFERENCIA DE FONDO ESPECIAL PARTIDOS POLÍTICOS	296,387,896.03	0.00	296,387,896.03	0.00	296,387,896.03	0.00	0.00	0.00	0.00
0402 CAMARA DE CUENTAS	**9,476,823.99**	**9,476,823.99**	**0.00**	**0.00**	**9,476,823.99**	**0.00**	**0.00**	**0.00**	**0.00**
0000 NO APLICA	9,476,823.99	9,476,823.99	0.00	0.00	9,476,823.99	0.00	0.00	0.00	0.00
0999 ADMINISTACION DE OBLIGACIONES DEL TES	**5,955,453,863.47**	**5,955,453,863.47**	**0.00**	**0.00**	**5,955,453,863.47**	**0.00**	**0.00**	**0.00**	**0.00**
0000 NO APLICA	87,229,863.47	87,229,863.47	0.00	0.00	87,229,863.47	0.00	0.00	0.00	0.00
2212 ZONAS FRANCAS	403,724,000.00	403,724,000.00	0.00	0.00	403,724,000.00	0.00	0.00	0.00	0.00
4166 SUBSIDIO FOCALIZADO AL GAS LICUADO (GLP)	5,464,500,000.00	5,464,500,000.00	0.00	0.00	5,464,500,000.00	0.00	0.00	0.00	0.00
6105 CORPORACIÓN DOMINICANA DE ELECTRICIDAD	0.00	0.00	0.00	0.00	0.00	0.00	0.00	0.00	0.00
Total General:	**11,470,765,153.20**	**11,067,384,202.74**	**360,519,795.45**	**19,361,155.01**	**11,447,265,153.20**	**23,500,000.00**	**0.00**	**0.00**	**23,500,000.00**

TRANSFERENCIA A INSTITUCIONES POR FUENTE DE FINANCIAMIENTO

Capitulo Inicial: 0101 Capitulo Final: 0999 Fecha Inicial: 01/01/2007 Fecha Final: 30/04/2008

DEVENGADOS

(VALORES EN RD$)

INST.	DENOMINACION	TOTAL GENERAL	CORRIENTES			TOTAL CORRIENTES	CAPITAL			TOTAL CAPITAL
			FONDO GENERAL	OTROS FONDOS INTERNOS	RECURSOS EXTERNOS		FONDO GENERAL	OTROS FONDOS INTERNOS	RECURSOS EXTERNOS	
0101	**CONGRESO NACIONAL**	**9,126,666.00**	**9,126,666.00**	**0.00**	**0.00**	**9,126,666.00**	**0.00**	**0.00**	**0.00**	**0.00**
0000	NO APLICA	9,126,666.00	9,126,666.00	0.00	0.00	9,126,666.00	0.00	0.00	0.00	0.00
0201	**PRESIDENCIA DE LA REPÚBLICA**	**142,825,609.22**	**142,825,609.22**	**0.00**	**0.00**	**142,825,609.22**	**0.00**	**0.00**	**0.00**	**0.00**
0000	NO APLICA	142,825,609.22	142,825,609.22	0.00	0.00	142,825,609.22	0.00	0.00	0.00	0.00
0202	**SEC. DE ESTADO DE INT. Y POL.**	**745,447.50**	**745,447.50**	**0.00**	**0.00**	**745,447.50**	**0.00**	**0.00**	**0.00**	**0.00**
0000	NO APLICA	745,447.50	745,447.50	0.00	0.00	745,447.50	0.00	0.00	0.00	0.00
0203	**SEC. DE ESTADO DE LAS FF AA**	**268,513.80**	**268,513.80**	**0.00**	**0.00**	**268,513.80**	**0.00**	**0.00**	**0.00**	**0.00**
0000	NO APLICA	268,513.80	268,513.80	0.00	0.00	268,513.80	0.00	0.00	0.00	0.00
0205	**SECRETARIA DE ESTADO DE HACIENDA**	**0.00**	**0.00**	**0.00**	**0.00**	**0.00**	**0.00**	**0.00**	**0.00**	**0.00**
0000	NO APLICA	0.00	0.00	0.00	0.00	0.00	0.00	0.00	0.00	0.00
0207	**SEC. DE ESTADO DE SALUD PUBLICA**	**23,731,185.05**	**23,731,185.05**	**0.00**	**0.00**	**23,731,185.05**	**0.00**	**0.00**	**0.00**	**0.00**
0000	NO APLICA	23,731,185.05	23,731,185.05	0.00	0.00	23,731,185.05	0.00	0.00	0.00	0.00
0210	**SEC. DE ESTADO DE AGRICULTURA**	**1,485,031.32**	**1,485,031.32**	**0.00**	**0.00**	**1,485,031.32**	**0.00**	**0.00**	**0.00**	**0.00**
0000	NO APLICA	1,485,031.32	1,485,031.32	0.00	0.00	1,485,031.32	0.00	0.00	0.00	0.00
0217	**SEC. DE ESTADO DE LA JUVENTUD**	**495,000.00**	**495,000.00**	**0.00**	**0.00**	**495,000.00**	**0.00**	**0.00**	**0.00**	**0.00**
0000	NO APLICA	495,000.00	495,000.00	0.00	0.00	495,000.00	0.00	0.00	0.00	0.00
0219	**SEC. DE ESTADO DE EDUCACION SUP., C. Y**	**0.00**	**0.00**	**0.00**	**0.00**	**0.00**	**0.00**	**0.00**	**0.00**	**0.00**
0000	NO APLICA	0.00	0.00	0.00	0.00	0.00	0.00	0.00	0.00	0.00
Total General:		**178,677,452.89**	**178,677,452.89**	**0.00**	**0.00**	**178,677,452.89**	**0.00**	**0.00**	**0.00**	**0.00**

EJECUCION DEL GASTO CONSOLIDADO POR CAPITULO, DEPENDENCIA, DAF, UE Y POR OBJETO

DIGEPRES
Dirección General de Presupuesto

EJECUCION DEL GASTO CONSOLIDADO POR CAPITULO, DEPENDENCIA,DAF UE Y OBJETO

Sistema Integrado de Gestión Financiera

Periodo: 2007

Del: 01/01/07 Al: 30/04/2008

(VALORES EN RD$)

Descripcion 1	Apropiacion Original 2	Modificaciones Presupuestarias 3	Apropiacion Vigente 4	Prevision de la Apropiacion 5	Disponible Temporal 6	Compromiso 7	% 8=7/5	Apropiacion Disponible 9=(4-7)	Devengado 10	Compromiso no Devengado 11=(7-10)	Pagado 12	Devengado no Pagado 13=(10-12)	% 14=12/
Capitulo 0101	**CONGRESO NACIONAL**												
Dependencia 01	**CAMARA DE SENADORES**												
DAF 01	**SENADO DE LA REPÚBLICA**												
UE 0001	**SENADO DE LA REPUBLICA**												
1 SERVICIOS PERSONALES	301,228,742.00	0.00	301,228,742.00	301,228,642.01	99.99	301,228,642.01	100%	99.99	301,228,642.01	0.00	301,228,642.01	0.00	100%
2 SERVICIOS NO PERSONALES	243,802,387.00	150,000,000.00	393,802,387.00	393,801,487.00	900.00	393,801,487.00	100%	900.00	393,801,487.00	0.00	393,801,487.00	0.00	100%
3 MATERIALES Y SUMINISTROS	170,840,182.00	0.00	170,840,182.00	170,840,182.00	0.00	170,840,182.00	100%	0.00	170,840,182.00	0.00	170,840,182.00	0.00	100%
4 TRANSFERENCIAS CORRIENTES	144,243,693.00	0.00	144,243,693.00	144,243,692.99	0.01	144,243,692.99	100%	0.01	144,243,692.99	0.00	144,243,692.99	0.00	100%
6 ACTIVOS NO FINANCIEROS	201,639,154.00	0.00	201,639,154.00	201,639,154.00	0.00	201,639,154.00	100%	0.00	201,639,154.00	0.00	201,639,154.00	0.00	100%
8 PASIVOS FINANCIEROS	43,972,267.00	0.00	43,972,267.00	43,972,267.00	0.00	43,972,267.00	100%	0.00	43,972,267.00	0.00	43,972,267.00	0.00	100%
Total UE:	**1,105,726,425.00**	**150,000,000.00**	**1,255,726,425.00**	**1,255,725,425.00**	**1,000.00**	**1,255,725,425.00**		**1,000.00**	**1,255,725,425.00**	**0.00**	**1,255,725,425.00**	**0.00**	
Total DAF:	**1,105,726,425.00**	**150,000,000.00**	**1,255,726,425.00**	**1,255,725,425.00**	**1,000.00**	**1,255,725,425.00**		**1,000.00**	**1,255,725,425.00**	**0.00**	**1,255,725,425.00**	**0.00**	
Total Dependencia:	**1,105,726,425.00**	**150,000,000.00**	**1,255,726,425.00**	**1,255,725,425.00**	**1,000.00**	**1,255,725,425.00**		**1,000.00**	**1,255,725,425.00**	**0.00**	**1,255,725,425.00**	**0.00**	
Dependencia 02	**CAMARA DE DIPUTADOS**												
DAF 01	**CÁMARA DE DIPUTADOS**												
UE 0001	**CAMARA DE DIPUTADOS**												
1 SERVICIOS PERSONALES	1,051,809,145.00	0.00	1,051,809,145.00	1,051,809,144.96	0.04	1,051,809,144.96	100%	0.04	1,051,809,144.96	0.00	1,051,809,144.96	0.00	100%
2 SERVICIOS NO PERSONALES	750,999,582.00	250,000,000.00	1,000,999,582.00	1,000,999,581.38	0.62	1,000,999,581.38	100%	0.62	1,000,999,581.38	0.00	1,000,999,581.38	0.00	100%
3 MATERIALES Y SUMINISTROS	390,828,573.00	0.00	390,828,573.00	390,828,571.44	1.56	390,828,571.44	100%	1.56	390,828,571.44	0.00	390,828,571.44	0.00	100%
4 TRANSFERENCIAS CORRIENTES	309,563,840.00	0.00	309,563,840.00	309,563,839.92	0.08	309,563,839.92	100%	0.08	309,563,839.92	0.00	309,563,839.92	0.00	100%
6 ACTIVOS NO FINANCIEROS	343,299,353.00	0.00	343,299,353.00	343,299,352.68	0.32	343,299,352.68	100%	0.32	343,299,352.68	0.00	343,299,352.68	0.00	100%
8 PASIVOS FINANCIEROS	33,527,833.00	0.00	33,527,833.00	33,527,832.96	0.04	33,527,832.96	100%	0.04	33,527,832.96	0.00	33,527,832.96	0.00	100%
Total UE:	**2,880,028,326.00**	**250,000,000.00**	**3,130,028,326.00**	**3,130,028,323.34**	**2.66**	**3,130,028,323.34**		**2.66**	**3,130,028,323.34**	**0.00**	**3,130,028,323.34**	**0.00**	
Total DAF:	**2,880,028,326.00**	**250,000,000.00**	**3,130,028,326.00**	**3,130,028,323.34**	**2.66**	**3,130,028,323.34**		**2.66**	**3,130,028,323.34**	**0.00**	**3,130,028,323.34**	**0.00**	
Total Dependencia:	**2,880,028,326.00**	**250,000,000.00**	**3,130,028,326.00**	**3,130,028,323.34**	**2.66**	**3,130,028,323.34**		**2.66**	**3,130,028,323.34**	**0.00**	**3,130,028,323.34**	**0.00**	
Total Capitulo:	**3,985,754,751.00**	**400,000,000.00**	**4,385,754,751.00**	**4,385,753,748.34**	**1,002.66**	**4,385,753,748.34**		**1,002.66**	**4,385,753,748.34**	**0.00**	**4,385,753,748.34**	**0.00**	

EJECUCION DEL GASTO CONSOLIDADO POR CAPITULO, DEPENDENCIA,DAF UE Y OBJETO

Sistema Integrado de Gestión Financiera

Periodo: 2007

Del: 01/01/07 Al: 30/04/2008

(VALORES EN RD$)

Descripcion 1	Apropiacion Original 2	Modificaciones Presupuestarias 3	Apropiacion Vigente 4	Prevision de la Apropiacion 5	Disponible Temporal 6	Compromiso 7	% 8=7/5	Apropiacion Disponible 9=(4-7)	Devengado 10	Compromiso no Devengado 11=(7-10)	Pagado 12	Devengado no Pagado 13=(10-12)	% 14=12/
Capitulo 0201	**PRESIDENCIA DE LA REPÚBLICA**												
Dependencia 01	**PRESIDENCIA DE LA REPUBLICA**												
DAF 01	**SECRETARIA ADMINISTRATIVA**												
UE 0001	**SECRETARIA ADMINISTRATIVA**												
1 SERVICIOS PERSONALES	625,005,563.00	80,035,714.10	705,041,277.10	700,953,550.50	4,087,726.60	700,953,550.50	100%	4,087,726.60	699,551,050.50	1,402,500.00	699,372,269.16	178,781.34	100%
2 SERVICIOS NO PERSONALES	596,159,743.00	1,056,793,159.00	1,652,952,902.00	1,643,939,109.53	9,013,792.47	1,625,519,502.06	99%	27,433,399.94	1,621,517,001.48	4,002,500.58	1,540,361,878.39	81,155,123.09	95%
3 MATERIALES Y SUMINISTROS	2,452,019,228.00	-1,470,325,280.46	981,693,947.54	965,755,429.76	15,938,517.76	965,205,429.76	100%	16,488,517.76	965,100,841.81	104,587.97	949,248,330.62	15,852,511.19	98%
4 TRANSFERENCIAS CORRIENTES	3,383,903,778.00	4,426,256,054.46	7,810,159,832.46	7,792,696,454.28	17,463,378.18	7,792,696,454.28	100%	17,463,378.18	7,792,288,454.28	408,000.00	6,956,588,252.57	835,700,201.71	89%
5 TRANSFERENCIAS DE CAPITAL	85,000,000.00	4,416,905,320.91	4,501,905,320.91	4,499,311,056.84	2,594,264.07	4,499,311,056.84	100%	2,594,264.07	4,499,311,056.84	0.00	3,612,399,711.85	886,911,344.99	80%
6 ACTIVOS NO FINANCIEROS	3,471,540,000.00	-3,014,511,670.86	457,028,329.14	444,022,226.56	13,006,102.56	444,022,226.56	100%	13,006,102.56	443,481,764.17	540,462.41	392,328,298.37	51,153,465.80	88%
Total UE:	**10,613,628,312.00**	**5,495,153,297.15**	**16,108,781,609.15**	**16,046,677,827.51**	**62,103,781.64**	**16,027,708,220.04**		**81,073,389.11**	**16,021,250,169.08**	**6,458,050.96**	**14,150,298,740.96**	**1,870,951,428.12**	
UE 0002	**DIRECCION DE INFORMACION Y PRENSA**												
1 SERVICIOS PERSONALES	15,323,099.00	0.00	15,323,099.00	15,322,099.00	1,000.00	15,322,099.00	100%	1,000.00	15,322,099.00	0.00	15,322,099.00	0.00	100%
2 SERVICIOS NO PERSONALES	197,446,992.00	0.00	197,446,992.00	197,158,096.41	288,895.59	197,158,096.41	100%	288,895.59	197,158,096.41	0.00	197,158,096.41	0.00	100%
3 MATERIALES Y SUMINISTROS	6,958,300.00	0.00	6,958,300.00	6,958,300.00	0.00	6,958,300.00	100%	0.00	6,958,300.00	0.00	6,958,300.00	0.00	100%
4 TRANSFERENCIAS CORRIENTES	930,000.00	0.00	930,000.00	930,000.00	0.00	930,000.00	100%	0.00	930,000.00	0.00	930,000.00	0.00	100%
6 ACTIVOS NO FINANCIEROS	4,798,844.00	0.00	4,798,844.00	4,534,176.34	264,667.66	4,534,176.34	100%	264,667.66	4,534,176.34	0.00	4,534,176.34	0.00	100%
Total UE:	**225,457,235.00**	**0.00**	**225,457,235.00**	**224,902,671.75**	**554,563.25**	**224,902,671.75**		**554,563.25**	**224,902,671.75**	**0.00**	**224,902,671.75**	**0.00**	
UE 0003	**CENTRO DE INFORMACION GUBERNAMENTAL**												
1 SERVICIOS PERSONALES	48,144,034.00	0.00	48,144,034.00	44,502,737.38	3,641,296.62	44,498,792.38	100%	3,645,241.62	44,483,773.18	15,019.20	44,342,771.54	141,001.64	100%
2 SERVICIOS NO PERSONALES	28,551,428.00	0.00	28,551,428.00	28,548,532.31	2,895.69	28,548,532.31	100%	2,895.69	28,548,532.31	0.00	28,548,532.31	0.00	100%
3 MATERIALES Y SUMINISTROS	7,924,524.00	0.00	7,924,524.00	7,918,916.69	5,607.31	7,918,916.69	100%	5,607.31	7,918,916.69	0.00	7,918,916.69	0.00	100%
Total UE:	**84,619,986.00**	**0.00**	**84,619,986.00**	**80,970,186.38**	**3,649,799.62**	**80,966,241.38**		**3,653,744.62**	**80,951,222.18**	**15,019.20**	**80,810,220.54**	**141,001.64**	
UE 0004	**GOBERNACION OFICINAS GUBERNAMENTALES**												
1 SERVICIOS PERSONALES	4,149,886.00	1,073,031.60	5,222,917.60	5,169,567.37	53,350.23	5,169,567.37	100%	53,350.23	5,169,567.37	0.00	5,169,567.37	0.00	100%
2 SERVICIOS NO PERSONALES	11,544,230.00	-8,168,865.02	3,375,364.98	2,179,605.68	1,195,759.30	2,179,605.68	100%	1,195,759.30	2,177,207.44	2,398.24	1,805,180.91	372,026.53	83%
3 MATERIALES Y SUMINISTROS	5,384,729.00	4,468,532.40	9,853,261.40	9,598,240.06	255,021.34	9,598,240.06	100%	255,021.34	9,598,240.06	0.00	8,998,865.80	599,374.26	94%
4 TRANSFERENCIAS CORRIENTES	0.00	200,000.00	200,000.00	200,000.00	0.00	200,000.00	100%	0.00	200,000.00	0.00	200,000.00	0.00	100%
6 ACTIVOS NO FINANCIEROS	0.00	2,427,301.02	2,427,301.02	2,184,368.35	242,932.67	2,184,368.35	100%	242,932.67	2,184,368.35	0.00	2,184,368.35	0.00	100%
Total UE:	**21,078,845.00**	**0.00**	**21,078,845.00**	**19,331,781.46**	**1,747,063.54**	**19,331,781.46**		**1,747,063.54**	**19,329,383.22**	**2,398.24**	**18,357,982.43**	**971,400.79**	
UE 0005	**GOBERNACION DEL EDIFICIO JUAN PABLO DUARTE**												
1 SERVICIOS PERSONALES	6,844,647.00	-500,500.00	6,344,147.00	6,063,926.20	280,220.80	6,063,926.20	100%	280,220.80	6,063,926.20	0.00	6,063,926.20	0.00	100%
2 SERVICIOS NO PERSONALES	6,313,823.00	786,632.00	7,100,455.00	6,677,038.13	423,416.87	6,615,461.62	99%	484,993.38	6,615,461.62	0.00	6,615,461.62	0.00	100%
3 MATERIALES Y SUMINISTROS	6,712,889.00	-1,063,300.00	5,649,589.00	5,648,044.99	1,544.01	5,648,044.99	100%	1,544.01	5,648,044.99	0.00	5,648,044.99	0.00	100%
6 ACTIVOS NO FINANCIEROS	6,128,642.00	777,168.00	6,905,810.00	6,905,568.61	241.39	6,905,568.61	100%	241.39	6,905,568.61	0.00	6,905,568.61	0.00	100%
Total UE:	**26,000,001.00**	**0.00**	**26,000,001.00**	**25,294,577.93**	**705,423.07**	**25,233,001.42**		**766,999.58**	**25,233,001.42**	**0.00**	**25,233,001.42**	**0.00**	
UE 0006	**SECRETARIO DE ESTADO DE LA PRESIDENCIA**												
1 SERVICIOS PERSONALES	11,251,794.00	-5,817,776.57	5,434,017.43	5,392,606.95	41,410.48	5,042,606.95	94%	391,410.48	5,042,606.95	0.00	5,042,606.95	0.00	100%
2 SERVICIOS NO PERSONALES	12,183,730.00	5,686,176.57	17,869,906.57	17,502,215.74	367,690.83	17,502,215.74	100%	367,690.83	17,502,215.74	0.00	10,506,165.32	6,996,050.42	60%
3 MATERIALES Y SUMINISTROS	10,262,364.00	-2,415,900.00	7,846,464.00	7,815,954.69	30,509.31	7,815,954.69	100%	30,509.31	7,815,954.69	0.00	7,814,554.69	1,400.00	100%
4 TRANSFERENCIAS CORRIENTES	752,000.00	1,225,000.00	1,977,000.00	1,974,814.60	2,185.40	1,974,814.60	100%	2,185.40	1,974,814.60	0.00	1,974,814.60	0.00	100%
6 ACTIVOS NO FINANCIEROS	0.00	1,322,500.00	1,322,500.00	1,310,801.81	11,698.19	1,310,801.81	100%	11,698.19	1,310,801.81	0.00	1,310,801.81	0.00	100%
Total UE:	**34,449,888.00**	**0.00**	**34,449,888.00**	**33,996,393.79**	**453,494.21**	**33,646,393.79**		**803,494.21**	**33,646,393.79**	**0.00**	**26,648,943.37**	**6,997,450.42**	
UE 0008	**DIRECCION DE INF., ANALISIS Y PROG. ESTRATEGICA (DIAPE)**												
1 SERVICIOS PERSONALES	25,676,160.00	795,674.05	26,471,834.05	26,276,762.73	195,071.32	26,166,762.73	100%	305,071.32	26,166,762.73	0.00	26,166,762.73	0.00	100%
2 SERVICIOS NO PERSONALES	3,384,512.00	-873,893.33	2,510,618.67	2,066,778.21	443,840.46	2,066,778.21	100%	443,840.46	2,066,778.21	0.00	2,066,778.21	0.00	100%
3 MATERIALES Y SUMINISTROS	1,539,168.00	643,219.28	2,182,387.28	1,952,220.58	230,166.70	1,952,220.58	100%	230,166.70	1,814,470.26	137,750.32	1,808,470.26	6,000.00	100%
4 TRANSFERENCIAS CORRIENTES	600,000.00	-600,000.00	0.00	0.00	0.00	0.00	0%	0.00	0.00	0.00	0.00	0.00	0%
6 ACTIVOS NO FINANCIEROS	0.00	35,000.00	35,000.00	19,720.00	15,280.00	19,720.00	100%	15,280.00	19,720.00	0.00	19,720.00	0.00	100%
Total UE:	**31,199,840.00**	**0.00**	**31,199,840.00**	**30,315,481.52**	**884,358.48**	**30,205,481.52**		**994,358.48**	**30,067,731.20**	**137,750.32**	**30,061,731.20**	**6,000.00**	
Total DAF:	**11,036,434,107.00**	**5,495,153,297.15**	**16,531,587,404.15**	**16,461,488,920.34**	**70,098,483.81**	**16,441,993,791.36**		**89,593,612.79**	**16,435,380,572.64**	**6,613,218.72**	**14,556,313,291.67**	**1,879,067,280.97**	
DAF 02	**CONTRALORÍA GRAL. DE LA REPÚBLICA**												

EJECUCION DEL GASTO CONSOLIDADO POR CAPITULO, DEPENDENCIA,DAF UE Y OBJETO

Sistema Integrado de Gestión Financiera

Periodo: 2007

Del: 01/01/07 Al: 30/04/2008

(VALORES EN RD$)

Descripcion 1	Apropiacion Original 2	Modificaciones Presupuestarias 3	Apropiacion Vigente 4	Prevision de la Apropiacion 5	Disponible Temporal 6	Compromiso 7	% 8=7/5	Apropiacion Disponible 9=(4-7)	Devengado 10	Compromiso no Devengado 11=(7-10)	Pagado 12	Devengado no Pagado 13=(10-12)	% 14=12/
Capitulo 0201	**PRESIDENCIA DE LA REPÚBLICA**												
Dependencia 01	**PRESIDENCIA DE LA REPUBLICA**												
DAF 02	**CONTRALORÍA GRAL. DE LA REPÚBLICA**												
UE 0001	**CONTRALORIA GENERAL DE LA REPUBLICA**												
1 SERVICIOS PERSONALES	399,975,418.00	44,103,726.26	444,079,144.26	442,608,347.06	1,470,797.18	442,608,347.06	100%	1,470,797.18	442,608,347.06	0.00	442,593,557.71	14,789.37	100%
2 SERVICIOS NO PERSONALES	41,536,365.00	14,206,827.65	55,743,192.65	53,747,794.68	1,995,397.97	53,665,461.68	100%	2,077,730.97	53,402,217.68	263,244.02	49,633,939.86	3,768,277.78	93%
3 MATERIALES Y SUMINISTROS	11,204,689.00	4,241,549.67	15,446,238.67	14,390,169.21	1,056,069.46	14,390,169.21	100%	1,056,069.46	14,346,113.90	44,055.31	13,344,893.45	1,001,220.45	93%
4 TRANSFERENCIAS CORRIENTES	1,454,148.00	1,299,287.31	2,753,435.31	2,753,435.31	0.00	2,753,435.31	100%	0.00	2,753,435.31	0.00	2,753,435.31	0.00	100%
6 ACTIVOS NO FINANCIEROS	7,759,068.00	3,577,150.11	11,336,218.11	10,620,975.59	715,242.52	10,620,975.59	100%	715,242.52	10,604,132.39	16,843.20	10,312,009.17	292,123.22	97%
Total UE:	**461,929,688.00**	**67,428,541.00**	**529,358,229.00**	**524,120,721.87**	**5,237,507.13**	**524,038,388.87**		**5,319,840.13**	**523,714,246.34**	**324,142.53**	**518,637,835.52**	**5,076,410.82**	
Total DAF:	**461,929,688.00**	**67,428,541.00**	**529,358,229.00**	**524,120,721.87**	**5,237,507.13**	**524,038,388.87**		**5,319,840.13**	**523,714,246.34**	**324,142.53**	**518,637,835.52**	**5,076,410.82**	
DAF 03	**OFICINA SUPERVISORA DE OBRAS DEL ESTADO**												
UE 0001	**OFICINA SUPERVISORA DE OBRAS DEL ESTADO**												
1 SERVICIOS PERSONALES	212,953,299.00	30,203,357.22	243,156,656.22	243,155,233.45	1,422.77	243,155,233.45	100%	1,422.77	243,155,233.45	0.00	219,943,931.35	23,211,302.10	90%
2 SERVICIOS NO PERSONALES	33,935,368.00	13,892,594.64	47,827,962.64	47,811,284.61	16,678.03	47,809,134.43	100%	18,828.21	47,809,134.30	0.13	40,179,359.76	7,629,774.54	84%
3 MATERIALES Y SUMINISTROS	10,400,000.00	725,614.36	11,125,614.36	11,104,419.40	21,194.96	11,104,419.40	100%	21,194.96	11,104,419.40	0.00	10,187,876.64	916,542.76	92%
6 ACTIVOS NO FINANCIEROS	3,600,000,000.00	2,767,562,224.08	6,367,562,224.08	6,367,562,222.33	1.75	6,367,562,221.90	100%	2.18	6,367,562,221.90	0.00	6,367,508,015.85	54,206.05	100%
Total UE:	**3,857,288,667.00**	**2,812,383,790.30**	**6,669,672,457.30**	**6,669,633,159.79**	**39,297.51**	**6,669,631,009.18**		**41,448.12**	**6,669,631,009.05**	**0.13**	**6,637,819,183.60**	**31,811,825.45**	
Total DAF:	**3,857,288,667.00**	**2,812,383,790.30**	**6,669,672,457.30**	**6,669,633,159.79**	**39,297.51**	**6,669,631,009.18**		**41,448.12**	**6,669,631,009.05**	**0.13**	**6,637,819,183.60**	**31,811,825.45**	
Total Dependencia:	**15,355,652,462.00**	**8,374,965,628.45**	**23,730,618,090.45**	**23,655,242,802.00**	**75,375,288.45**	**23,635,663,189.41**		**94,954,901.04**	**23,628,725,828.03**	**6,937,361.38**	**21,712,770,310.79**	**1,915,955,517.24**	
Dependencia 02	**GABINETE DE LA POLITICA SOCIAL**												
DAF 04	**COMEDORES ECONOMICOS**												
UE 0001	**COMEDORES ECONOMICOS**												
1 SERVICIOS PERSONALES	108,247,886.00	629,820.34	108,877,706.34	104,308,982.29	4,568,724.05	104,308,982.29	100%	4,568,724.05	104,308,982.29	0.00	102,702,852.56	1,606,129.73	98%
2 SERVICIOS NO PERSONALES	41,903,949.00	-10,212,985.74	31,690,963.26	30,330,525.09	1,360,438.23	26,989,722.26	89%	4,701,241.00	26,902,420.77	87,301.49	24,803,420.77	2,099,000.00	92%
3 MATERIALES Y SUMINISTROS	139,390,294.00	4,117,235.40	143,507,529.40	125,766,940.60	17,740,588.80	125,766,940.60	100%	17,740,588.80	125,356,940.60	410,000.00	120,573,641.20	4,783,299.40	96%
6 ACTIVOS NO FINANCIEROS	1,534,070.00	-1,534,070.00	0.00	0.00	0.00	0.00	0%	0.00	0.00	0.00	0.00	0.00	0%
Total UE:	**291,076,199.00**	**-7,000,000.00**	**284,076,199.00**	**260,406,447.92**	**23,669,751.08**	**257,065,645.15**		**27,010,553.85**	**256,568,343.66**	**497,301.49**	**248,079,914.53**	**8,488,429.13**	
Total DAF:	**291,076,199.00**	**-7,000,000.00**	**284,076,199.00**	**260,406,447.92**	**23,669,751.08**	**257,065,645.15**		**27,010,553.85**	**256,568,343.66**	**497,301.49**	**248,079,914.53**	**8,488,429.13**	
DAF 05	**DESARROLLO FRONTERIZO**												
UE 0001	**DESARROLLO FRONTERIZO**												
1 SERVICIOS PERSONALES	52,853,723.00	1,597,400.10	54,451,123.10	53,875,758.96	575,364.14	53,875,758.96	100%	575,364.14	53,873,606.56	2,152.40	53,873,606.56	0.00	100%
2 SERVICIOS NO PERSONALES	15,761,010.00	-2,384,067.50	13,376,942.50	12,979,784.50	397,158.00	12,930,004.50	100%	446,938.00	12,930,004.50	0.00	12,758,371.08	171,633.42	99%
3 MATERIALES Y SUMINISTROS	4,889,968.00	1,324,970.51	6,214,938.51	6,107,364.12	107,574.39	6,107,364.12	100%	107,574.39	6,107,364.12	0.00	5,900,290.25	207,073.87	97%
4 TRANSFERENCIAS CORRIENTES	240,000.00	-240,000.00	0.00	0.00	0.00	0.00	0%	0.00	0.00	0.00	0.00	0.00	0%
6 ACTIVOS NO FINANCIEROS	518,935.00	313,701,890.00	314,220,825.00	263,134.00	313,957,691.00	263,134.00	100%	313,957,691.00	263,134.00	0.00	263,134.00	0.00	100%
Total UE:	**74,263,636.00**	**314,000,193.11**	**388,263,829.11**	**73,226,041.58**	**315,037,787.53**	**73,176,261.58**		**315,087,567.53**	**73,174,109.18**	**2,152.40**	**72,795,401.89**	**378,707.29**	
Total DAF:	**74,263,636.00**	**314,000,193.11**	**388,263,829.11**	**73,226,041.58**	**315,037,787.53**	**73,176,261.58**		**315,087,567.53**	**73,174,109.18**	**2,152.40**	**72,795,401.89**	**378,707.29**	
DAF 12	**GABINETE DE LA POLITICA SOCIAL**												
UE 0001	**GABINETE DE LA POLITICA SOCIAL**												
1 SERVICIOS PERSONALES	39,996,344.00	-644,001.00	39,352,343.00	39,351,790.46	552.54	39,351,790.46	100%	552.54	39,351,790.46	0.00	39,351,790.46	0.00	100%
2 SERVICIOS NO PERSONALES	11,831,043.00	-9,353,819.09	2,477,223.91	2,474,847.84	2,376.07	2,473,055.70	100%	4,168.21	2,473,055.70	0.00	2,473,055.70	0.00	100%
3 MATERIALES Y SUMINISTROS	1,559,288.00	-61,179.91	1,498,108.09	1,492,587.34	5,520.75	1,492,587.34	100%	5,520.75	1,492,587.34	0.00	1,492,587.34	0.00	100%
4 TRANSFERENCIAS CORRIENTES	2,056,736,000.00	-79,500,000.00	1,977,236,000.00	1,962,724,808.02	14,511,191.98	1,962,724,808.02	100%	14,511,191.98	1,961,501,308.02	1,223,500.00	1,928,376,808.02	33,124,500.00	98%
6 ACTIVOS NO FINANCIEROS	27,142.00	-27,000.00	142.00	0.00	142.00	0.00	0%	142.00	0.00	0.00	0.00	0.00	0%
Total UE:	**2,110,149,817.00**	**-89,586,000.00**	**2,020,563,817.00**	**2,006,044,033.66**	**14,519,783.34**	**2,006,042,241.52**		**14,521,575.48**	**2,004,818,741.52**	**1,223,500.00**	**1,971,694,241.52**	**33,124,500.00**	
UE 0002	**COMUNIDAD DIGNA**												
1 SERVICIOS PERSONALES	19,247,771.00	4,073,892.41	23,321,663.41	23,078,166.72	243,496.69	23,078,166.72	100%	243,496.69	23,078,166.72	0.00	22,746,666.72	331,500.00	99%
2 SERVICIOS NO PERSONALES	14,231,701.00	-4,028,344.00	10,203,357.00	9,984,841.94	218,515.06	9,877,199.94	99%	326,157.06	9,877,199.94	0.00	9,358,884.94	518,315.00	95%
3 MATERIALES Y SUMINISTROS	5,343,000.00	22,308,107.59	27,651,107.59	25,966,719.40	1,684,388.19	25,966,719.40	100%	1,684,388.19	25,966,719.40	0.00	25,291,475.40	675,244.00	97%
4 TRANSFERENCIAS CORRIENTES	2,641,656.00	-2,398,656.00	243,000.00	185,100.00	57,900.00	67,500.00	36%	175,500.00	67,500.00	0.00	67,500.00	0.00	100%
6 ACTIVOS NO FINANCIEROS	21,008,000.00	-19,955,000.00	1,053,000.00	1,046,802.01	6,197.99	1,046,802.01	100%	6,197.99	1,046,802.01	0.00	1,046,802.01	0.00	100%

EJECUCION DEL GASTO CONSOLIDADO POR CAPITULO, DEPENDENCIA,DAF UE Y OBJETO

Sistema Integrado de Gestión Financiera

Periodo: 2007

Del: 01/01/07 Al: 30/04/2008

(VALORES EN RD$)

Descripcion 1	Apropiacion Original 2	Modificaciones Presupuestarias 3	Apropiacion Vigente 4	Prevision de la Apropiacion 5	Disponible Temporal 6	Compromiso 7	% 8=7/5	Apropiacion Disponible 9=(4-7)	Devengado 10	Compromiso no Devengado 11=(7-10)	Pagado 12	Devengado no Pagado 13=(10-12)	% 14=12/
Capitulo 0201	**PRESIDENCIA DE LA REPÚBLICA**												
Dependencia 02	**GABINETE DE LA POLITICA SOCIAL**												
DAF 12	**GABINETE DE LA POLITICA SOCIAL**												
UE 0002	**COMUNIDAD DIGNA**												
Total UE:	**62,472,128.00**	**0.00**	**62,472,128.00**	**60,261,630.07**	**2,210,497.93**	**60,036,388.07**		**2,435,739.93**	**60,036,388.07**	**0.00**	**58,511,329.07**	**1,525,059.00**	
UE 0003	**PLAN DE ASISTENCIA SOCIAL DE LA PRESIDENCIA**												
1 SERVICIOS PERSONALES	58,965,298.00	7,647,710.41	66,613,008.41	60,829,380.94	5,783,627.47	60,829,380.94	100%	5,783,627.47	60,829,380.94	0.00	60,829,380.94	0.00	100%
2 SERVICIOS NO PERSONALES	9,573,018.00	4,260,875.99	13,833,893.99	11,034,987.84	2,798,906.15	8,738,290.81	79%	5,095,603.18	8,478,290.81	260,000.00	8,478,290.81	0.00	100%
3 MATERIALES Y SUMINISTROS	1,074,711,346.00	789,767,811.60	1,864,479,157.60	1,826,300,711.33	38,178,446.27	1,817,738,588.93	100%	46,740,568.67	1,817,550,668.93	187,920.00	1,604,326,228.93	213,224,440.00	88%
4 TRANSFERENCIAS CORRIENTES	0.00	12,623,602.00	12,623,602.00	8,292,776.15	4,330,825.85	8,292,776.15	100%	4,330,825.85	8,292,776.15	0.00	8,292,776.15	0.00	100%
6 ACTIVOS NO FINANCIEROS	0.00	35,700,000.00	35,700,000.00	31,745,679.11	3,954,320.89	31,745,679.11	100%	3,954,320.89	31,745,679.11	0.00	12,140,212.71	19,605,466.40	38%
8 PASIVOS FINANCIEROS	0.00	44,981,546.75	44,981,546.75	44,981,546.75	0.00	44,981,546.75	100%	0.00	44,981,546.75	0.00	0.00	44,981,546.75	0%
9 GASTOS FINANCIEROS	0.00	2,305,304.26	2,305,304.26	2,305,304.26	0.00	2,305,304.26	100%	0.00	2,305,304.26	0.00	0.00	2,305,304.26	0%
Total UE:	**1,143,249,662.00**	**897,286,851.01**	**2,040,536,513.01**	**1,985,490,386.38**	**55,046,126.63**	**1,974,631,566.95**		**65,904,946.06**	**1,974,183,646.95**	**447,920.00**	**1,694,066,889.54**	**280,116,757.41**	
UE 0004	**COMISION PRESIDENCIAL DE DESARROLLO BARRIAL**												
1 SERVICIOS PERSONALES	26,874,979.00	3,032,960.15	29,907,939.15	29,849,276.95	58,662.20	29,849,276.95	100%	58,662.20	29,849,276.95	0.00	29,849,276.95	0.00	100%
2 SERVICIOS NO PERSONALES	21,136,450.00	-2,648,000.98	18,488,449.02	18,065,820.80	422,628.22	17,986,820.80	100%	501,628.22	17,986,820.80	0.00	13,134,247.57	4,852,573.23	73%
3 MATERIALES Y SUMINISTROS	1,900,008.00	5,070,425.76	6,970,433.76	6,689,572.33	280,861.43	6,689,572.33	100%	280,861.43	6,689,572.33	0.00	6,622,223.45	67,348.88	99%
4 TRANSFERENCIAS CORRIENTES	504,000.00	982,817.01	1,486,817.01	1,486,058.00	759.01	1,486,058.00	100%	759.01	1,486,058.00	0.00	336,458.00	1,149,600.00	23%
6 ACTIVOS NO FINANCIEROS	13,944,000.00	561,798.06	14,505,798.06	13,504,146.20	1,001,651.86	13,504,146.20	100%	1,001,651.86	13,504,146.20	0.00	12,369,031.20	1,135,115.00	92%
Total UE:	**64,359,437.00**	**7,000,000.00**	**71,359,437.00**	**69,594,874.28**	**1,764,562.72**	**69,515,874.28**		**1,843,562.72**	**69,515,874.28**	**0.00**	**62,311,237.17**	**7,204,637.11**	
UE 0005	**CONSEJO NACIONAL DE DISCAPACITADOS**												
1 SERVICIOS PERSONALES	13,703,690.00	-1,371,351.00	12,332,339.00	12,330,286.53	2,052.47	12,330,286.53	100%	2,052.47	12,330,286.53	0.00	12,309,161.38	21,125.15	100%
2 SERVICIOS NO PERSONALES	4,157,831.00	1,216,510.00	5,374,341.00	5,230,690.38	143,650.62	5,230,690.38	100%	143,650.62	5,230,690.38	0.00	5,141,809.14	88,881.24	98%
3 MATERIALES Y SUMINISTROS	2,020,042.00	627,257.00	2,647,299.00	2,602,306.89	44,992.11	2,602,306.89	100%	44,992.11	2,602,306.89	0.00	2,281,791.36	320,515.53	88%
4 TRANSFERENCIAS CORRIENTES	884,400.00	-878,050.00	6,350.00	6,350.00	0.00	6,350.00	100%	0.00	6,350.00	0.00	6,350.00	0.00	100%
6 ACTIVOS NO FINANCIEROS	0.00	405,634.00	405,634.00	382,940.21	22,693.79	382,940.21	100%	22,693.79	382,940.21	0.00	362,940.21	20,000.00	95%
Total UE:	**20,765,963.00**	**0.00**	**20,765,963.00**	**20,552,574.01**	**213,388.99**	**20,552,574.01**		**213,388.99**	**20,552,574.01**	**0.00**	**20,102,052.09**	**450,521.92**	
UE 0006	**DIRECCION GENERAL DE DESARROLLO DE LA COMUNIDAD**												
1 SERVICIOS PERSONALES	92,116,084.00	-92,116,084.00	0.00	0.00	0.00	0.00	0%	0.00	0.00	0.00	0.00	0.00	0%
2 SERVICIOS NO PERSONALES	30,264,158.00	-30,264,158.00	0.00	0.00	0.00	0.00	0%	0.00	0.00	0.00	0.00	0.00	0%
3 MATERIALES Y SUMINISTROS	13,625,292.00	-13,625,292.00	0.00	0.00	0.00	0.00	0%	0.00	0.00	0.00	0.00	0.00	0%
6 ACTIVOS NO FINANCIEROS	26,369,616.00	-26,369,616.00	0.00	0.00	0.00	0.00	0%	0.00	0.00	0.00	0.00	0.00	0%
Total UE:	**162,375,150.00**	**-162,375,150.00**	**0.00**	**0.00**	**0.00**	**0.00**		**0.00**	**0.00**	**0.00**	**0.00**	**0.00**	
UE 0007	**PROGRAMA 'SOLIDARIDAD'**												
1 SERVICIOS PERSONALES	87,146,442.00	66,757,416.06	153,903,858.06	153,889,725.94	14,132.12	153,874,725.94	100%	29,132.12	153,874,725.94	0.00	153,874,725.94	0.00	100%
2 SERVICIOS NO PERSONALES	131,636,499.00	-73,064,785.08	58,571,713.92	56,619,268.00	1,952,445.92	56,449,906.65	100%	2,121,807.27	56,443,323.65	6,583.00	55,935,190.40	508,133.25	99%
3 MATERIALES Y SUMINISTROS	1,680,000.00	15,592,293.06	17,272,293.06	16,983,445.66	288,847.42	16,983,445.66	100%	288,847.42	16,983,445.66	0.00	16,810,805.66	172,640.00	99%
4 TRANSFERENCIAS CORRIENTES	0.00	216,280.00	216,280.00	216,280.00	0.00	216,280.00	100%	0.00	216,280.00	0.00	216,280.00	0.00	100%
6 ACTIVOS NO FINANCIEROS	1,097,460.00	3,006,795.94	4,104,255.94	4,076,961.30	27,294.64	4,076,961.30	100%	27,294.64	4,076,961.30	0.00	4,076,961.30	0.00	100%
Total UE:	**221,560,401.00**	**12,508,000.00**	**234,068,401.00**	**231,785,680.90**	**2,282,720.10**	**231,601,319.55**		**2,467,081.45**	**231,594,736.55**	**6,583.00**	**230,913,963.30**	**680,773.25**	
UE 0008	**ADMINISTRACION FINANCIERA DE LOS SUBSIDIOS SOCIALES (ADSS)**												
1 SERVICIOS PERSONALES	22,223,888.00	6,394,000.00	28,617,888.00	27,552,095.88	1,065,792.12	26,323,229.14	96%	2,294,658.86	26,323,229.14	0.00	24,768,599.14	1,554,630.00	94%
2 SERVICIOS NO PERSONALES	185,790,351.00	-26,861,333.19	158,929,017.81	153,137,298.49	5,791,719.32	151,715,274.69	99%	7,213,743.12	151,715,274.69	0.00	146,139,980.09	5,575,294.60	96%
3 MATERIALES Y SUMINISTROS	4,609,020.00	436,772.19	5,045,792.19	3,145,698.84	1,900,093.35	3,145,698.84	100%	1,900,093.35	3,145,698.84	0.00	3,145,698.84	0.00	100%
4 TRANSFERENCIAS CORRIENTES	24,000.00	0.00	24,000.00	0.00	24,000.00			24,000.00	0.00	0.00			
6 ACTIVOS NO FINANCIEROS	2,604,000.00	-964,108.00	1,639,892.00	1,547,480.85	92,411.15	1,547,480.85	100%	92,411.15	1,547,480.85	0.00	818,974.01	728,506.84	53%
Total UE:	**215,251,259.00**	**-20,994,669.00**	**194,256,590.00**	**185,382,574.06**	**8,874,015.94**	**182,731,683.52**		**11,524,906.48**	**182,731,683.52**	**0.00**	**174,873,252.08**	**7,858,431.44**	
UE 0009	**SISTEMA UNICO DE BENEFICIARIO (SIUBEN)**												
1 SERVICIOS PERSONALES	32,677,871.00	3,458,539.53	36,136,410.53	35,931,058.34	205,352.19	35,931,058.34	100%	205,352.19	35,931,058.34	0.00	35,931,058.34	0.00	100%
2 SERVICIOS NO PERSONALES	74,503,017.00	-4,199,241.93	70,303,775.07	68,496,330.57	1,807,444.50	68,431,618.57	100%	1,872,156.50	68,431,618.57	0.00	68,403,778.57	27,840.00	100%
3 MATERIALES Y SUMINISTROS	2,819,112.00	2,774,352.00	5,593,464.00	5,582,484.85	10,979.15	5,582,484.85	100%	10,979.15	5,582,484.85	0.00	5,582,484.85	0.00	100%

EJECUCION DEL GASTO CONSOLIDADO POR CAPITULO, DEPENDENCIA,DAF UE Y OBJETO

Sistema Integrado de Gestión Financiera

Periodo: 2007

Del: 01/01/07 Al: 30/04/2008

(VALORES EN RD$)

Descripcion 1	Apropiacion Original 2	Modificaciones Presupuestarias 3	Apropiacion Vigente 4	Prevision de la Apropiacion 5	Disponible Temporal 6	Compromiso 7	% 8=7/5	Apropiacion Disponible 9=(4-7)	Devengado 10	Compromiso no Devengado 11=(7-10)	Pagado 12	Devengado no Pagado 13=(10-12)	% 14=12/
Capitulo 0201	**PRESIDENCIA DE LA REPÚBLICA**												
Dependencia 02	**GABINETE DE LA POLITICA SOCIAL**												
DAF 12	**GABINETE DE LA POLITICA SOCIAL**												
UE 0009	**SISTEMA UNICO DE BENEFICIARIO (SIUBEN)**												
Total UE:	**110,000,000.00**	**2,033,649.60**	**112,033,649.60**	**110,009,873.76**	**2,023,775.84**	**109,945,161.76**		**2,088,487.84**	**109,945,161.76**	**0.00**	**109,917,321.76**	**27,840.00**	
UE 0010	**OFICINA EJECUTORA DEL CONSEJO NACIONAL DE LA PERSONA ENVEJECIENTE**												
1 SERVICIOS PERSONALES	8,409,295.00	7,190,614.14	15,599,909.14	15,493,754.68	106,154.46	15,493,754.68	100%	106,154.46	15,493,754.68	0.00	15,493,754.68	0.00	100%
2 SERVICIOS NO PERSONALES	1,020,000.00	8,035,893.68	9,055,893.68	9,037,913.25	17,980.43	8,919,823.24	99%	136,070.44	8,892,023.24	27,800.00	8,313,073.20	578,950.04	93%
3 MATERIALES Y SUMINISTROS	15,427,973.00	-11,151,230.12	4,276,742.88	4,161,955.39	114,787.49	4,161,955.39	100%	114,787.49	4,157,848.99	4,106.40	3,611,639.99	546,209.00	87%
4 TRANSFERENCIAS CORRIENTES	6,157,549.00	1,339,168.30	7,496,717.30	7,487,700.00	9,017.30	7,487,700.00	100%	9,017.30	7,487,700.00	0.00	7,487,700.00	0.00	100%
6 ACTIVOS NO FINANCIEROS	0.00	2,592,962.00	2,592,962.00	2,592,153.16	808.84	2,592,153.16	100%	808.84	2,592,153.16	0.00	2,559,673.16	32,480.00	99%
Total UE:	**31,014,817.00**	**8,007,408.00**	**39,022,225.00**	**38,773,476.48**	**248,748.52**	**38,655,386.47**		**366,838.53**	**38,623,480.07**	**31,906.40**	**37,465,841.03**	**1,157,639.04**	
UE 0011	**FONDO DE PROMOCION DE LAS INICIATIVAS COMUNITARIAS (PROCOMUNIDAD)**												
1 SERVICIOS PERSONALES	52,510,616.00	-1,762,670.00	50,747,946.00	50,622,742.79	125,203.21	50,622,742.79	100%	125,203.21	50,622,742.79	0.00	50,534,735.79	88,007.00	100%
2 SERVICIOS NO PERSONALES	9,416,531.00	1,926,899.23	11,343,430.23	11,026,205.60	317,224.63	10,876,144.56	99%	467,285.65	10,876,144.56	0.00	10,654,688.21	221,456.37	98%
3 MATERIALES Y SUMINISTROS	2,916,480.00	5,644,925.00	8,561,405.00	7,286,049.11	1,275,355.89	7,286,049.11	100%	1,275,355.89	7,286,049.11	0.00	5,788,119.92	1,497,929.19	79%
4 TRANSFERENCIAS CORRIENTES	1,650,000.00	-1,097,185.00	552,815.00	552,782.35	32.65	552,782.35	100%	32.65	552,782.35	0.00	552,782.35	0.00	100%
6 ACTIVOS NO FINANCIEROS	44,662,084.00	-5,157,962.37	39,504,121.63	28,578,737.90	10,925,383.73	26,228,803.26	92%	13,275,318.37	26,223,553.26	5,250.00	21,223,553.26	5,000,000.00	81%
Total UE:	**111,155,711.00**	**-445,993.14**	**110,709,717.86**	**98,066,517.75**	**12,643,200.11**	**95,566,522.09**		**15,143,195.77**	**95,561,272.09**	**5,250.00**	**88,753,879.53**	**6,807,392.56**	
UE 0012	**CONSEJO NACIONAL DE LAS PERSONAS ENVEJECIENTES**												
1 SERVICIOS PERSONALES	6,640,983.00	-6,562,983.00	78,000.00	48,000.00	30,000.00	48,000.00	100%	30,000.00	48,000.00	0.00	48,000.00	0.00	100%
2 SERVICIOS NO PERSONALES	722,212.00	-722,212.00	0.00	0.00	0.00	0.00	0%	0.00	0.00	0.00	0.00	0.00	0%
3 MATERIALES Y SUMINISTROS	722,213.00	-722,213.00	0.00	0.00	0.00	0.00	0%	0.00	0.00	0.00	0.00	0.00	0%
Total UE:	**8,085,408.00**	**-8,007,408.00**	**78,000.00**	**48,000.00**	**30,000.00**	**48,000.00**		**30,000.00**	**48,000.00**	**0.00**	**48,000.00**	**0.00**	
UE 0013	**COORDINACION Y ASISTENCIA TECNICA**												
1 SERVICIOS PERSONALES	0.00	942,500.00	942,500.00	912,321.00	30,179.00	912,321.00	100%	30,179.00	912,321.00	0.00	912,321.00	0.00	100%
2 SERVICIOS NO PERSONALES	0.00	9,275,500.00	9,275,500.00	9,242,072.86	33,427.14	9,242,072.86	100%	33,427.14	9,242,072.86	0.00	9,242,072.86	0.00	100%
3 MATERIALES Y SUMINISTROS	0.00	360,000.00	360,000.00	360,000.00	0.00	360,000.00	100%	0.00	360,000.00	0.00	360,000.00	0.00	100%
Total UE:	**0.00**	**10,578,000.00**	**10,578,000.00**	**10,514,393.86**	**63,606.14**	**10,514,393.86**		**63,606.14**	**10,514,393.86**	**0.00**	**10,514,393.86**	**0.00**	
Total DAF:	**4,260,439,753.00**	**656,004,688.47**	**4,916,444,441.47**	**4,816,524,015.21**	**99,920,426.26**	**4,799,841,112.08**		**116,603,329.39**	**4,798,125,952.68**	**1,715,159.40**	**4,459,172,400.95**	**338,953,551.73**	
DAF 16	**DIRECCION GENERAL DE DESARROLLO DE LA COMUNIDAD, (DGDC)**												
UE 0001	**DIRECCION GENERAL DE DESARROLLO DE LA COMUNIDAD, (DGDC)**												
1 SERVICIOS PERSONALES	0.00	86,444,476.00	86,444,476.00	85,400,401.58	1,044,074.42	85,380,401.58	100%	1,064,074.42	85,380,401.58	0.00	84,966,141.58	414,260.00	100%
2 SERVICIOS NO PERSONALES	0.00	22,377,437.00	22,377,437.00	20,441,161.77	1,936,275.23	20,102,823.93	98%	2,274,613.07	20,018,023.93	84,800.00	19,639,220.94	378,802.99	98%
3 MATERIALES Y SUMINISTROS	0.00	21,573,737.00	21,573,737.00	18,286,704.99	3,287,032.01	18,286,704.99	100%	3,287,032.01	18,276,240.49	10,464.50	18,276,240.49	0.00	100%
4 TRANSFERENCIAS CORRIENTES	0.00	1,400,000.00	1,400,000.00	921,936.00	478,064.00	921,936.00	100%	478,064.00	921,936.00	0.00	921,936.00	0.00	100%
6 ACTIVOS NO FINANCIEROS	0.00	28,179,500.00	28,179,500.00	27,127,790.58	1,051,709.42	27,127,790.58	100%	1,051,709.42	27,127,790.58	0.00	26,743,131.34	384,659.24	99%
8 PASIVOS FINANCIEROS	0.00	2,400,000.00	2,400,000.00	2,262,046.36	137,953.64	2,262,046.36	100%	137,953.64	2,262,046.36	0.00	2,262,046.36	0.00	100%
Total UE:	**0.00**	**162,375,150.00**	**162,375,150.00**	**154,440,041.28**	**7,935,108.72**	**154,081,703.44**		**8,293,446.56**	**153,986,438.94**	**95,264.50**	**152,808,716.71**	**1,177,722.23**	
Total DAF:	**0.00**	**162,375,150.00**	**162,375,150.00**	**154,440,041.28**	**7,935,108.72**	**154,081,703.44**		**8,293,446.56**	**153,986,438.94**	**95,264.50**	**152,808,716.71**	**1,177,722.23**	
Total Dependencia:	**4,625,779,588.00**	**1,125,380,031.58**	**5,751,159,619.58**	**5,304,596,545.99**	**446,563,073.59**	**5,284,164,722.25**		**466,994,897.33**	**5,281,854,844.46**	**2,309,877.79**	**4,932,856,434.08**	**348,998,410.38**	
Dependencia 03	**SECRETARIADO TECNICO DE LA PRESIDENCIA**												
DAF 06	**SECRETARIADO TECNICO DE LA PRESIDENCIA**												
UE 0001	**SECRETARIADO TECNICO DE LA PRESIDENCIA**												
1 SERVICIOS PERSONALES	93,934,497.00	90,096,103.65	184,030,600.65	179,924,249.00	4,106,351.65	177,655,372.95	99%	6,375,227.70	177,655,372.95	0.00	177,652,372.95	3,000.00	100%
2 SERVICIOS NO PERSONALES	445,706,547.00	-195,420,599.52	250,285,947.48	221,994,875.51	28,291,071.97	217,154,480.51	98%	33,131,466.97	217,095,728.01	58,752.50	215,315,054.53	1,780,673.48	99%
3 MATERIALES Y SUMINISTROS	8,966,753.00	27,659,311.39	36,626,064.39	34,091,345.92	2,534,718.47	34,071,345.92	100%	2,554,718.47	33,906,401.31	164,944.61	33,410,145.31	496,256.00	99%
4 TRANSFERENCIAS CORRIENTES	303,697,929.00	27,284,705.00	330,982,634.00	328,146,076.02	2,836,557.98	328,146,076.02	100%	2,836,557.98	328,146,076.02	0.00	322,030,698.60	6,115,377.42	98%
5 TRANSFERENCIAS DE CAPITAL	170,065,700.00	29,872,092.42	199,937,792.42	199,219,451.17	718,341.25	199,219,451.17	100%	718,341.25	199,219,451.17	0.00	195,669,265.17	3,550,186.00	98%
6 ACTIVOS NO FINANCIEROS	3,199,551,040.00	-254,104,362.25	2,945,446,677.75	2,894,409,769.29	51,036,908.46	2,894,409,769.29	100%	51,036,908.46	2,875,041,733.21	19,368,036.08	2,874,906,455.20	135,278.01	100%
7 ACTIVOS FINANCIEROS	0.00	188,967.00	188,967.00	0.00	188,967.00	0.00	0%	188,967.00	0.00	0.00	0.00	0.00	0%
Total UE:	**4,221,922,466.00**	**-274,423,782.31**	**3,947,498,683.69**	**3,857,785,766.91**	**89,712,916.78**	**3,850,656,495.86**		**96,842,187.83**	**3,831,064,762.67**	**19,591,733.19**	**3,818,983,991.76**	**12,080,770.91**	

EJECUCION DEL GASTO CONSOLIDADO POR CAPITULO, DEPENDENCIA,DAF UE Y OBJETO

Sistema Integrado de Gestión Financiera

Periodo: 2007

Del: 01/01/07 Al: 30/04/2008

(VALORES EN RD$)

Descripcion 1	Apropiacion Original 2	Modificaciones Presupuestarias 3	Apropiacion Vigente 4	Prevision de la Apropiacion 5	Disponible Temporal 6	Compromiso 7	% 8=7/5	Apropiacion Disponible 9=(4-7)	Devengado 10	Compromiso no Devengado 11=(7-10)	Pagado 12	Devengado no Pagado 13=(10-12)	% 14=12/
Capitulo 0201	**PRESIDENCIA DE LA REPÚBLICA**												
Dependencia 03	**SECRETARIADO TECNICO DE LA PRESIDENCIA**												
DAF 06	**SECRETARIADO TECNICO DE LA PRESIDENCIA**												
UE 0002	**FONDO DOMINICANO DE PREINVERSION (FONDOPREI)**												
1 SERVICIOS PERSONALES	14,306,962.00	-6,642,926.32	7,664,035.68	7,664,035.68	0.00	7,664,035.68	100%	0.00	7,664,035.68	0.00	7,664,035.68	0.00	100%
2 SERVICIOS NO PERSONALES	2,163,676.00	-1,294,239.56	869,436.44	869,436.44	0.00	869,435.87	100%	0.57	869,435.87	0.00	869,435.87	0.00	100%
3 MATERIALES Y SUMINISTROS	2,692,404.00	-1,987,891.41	704,512.59	704,512.59	0.00	704,512.59	100%	0.00	704,512.59	0.00	704,512.59	0.00	100%
4 TRANSFERENCIAS CORRIENTES	252,000.00	-219,000.00	33,000.00	33,000.00	0.00	33,000.00	100%	0.00	33,000.00	0.00	33,000.00	0.00	100%
6 ACTIVOS NO FINANCIEROS	376,017.00	-376,017.00	0.00	0.00	0.00	0.00	0%	0.00	0.00	0.00	0.00	0.00	0%
7 ACTIVOS FINANCIEROS	188,967.00	-188,967.00	0.00	0.00	0.00	0.00	0%	0.00	0.00	0.00	0.00	0.00	0%
Total UE:	**19,980,026.00**	**-10,709,041.29**	**9,270,984.71**	**9,270,984.71**	**0.00**	**9,270,984.14**		**0.57**	**9,270,984.14**	**0.00**	**9,270,984.14**	**0.00**	
UE 0003	**INSTITUTO NACIONAL DE ADM. PUBLICA (INAP)**												
1 SERVICIOS PERSONALES	24,507,420.00	-1,632,000.00	22,875,420.00	22,147,167.19	728,252.81	22,009,367.19	99%	866,052.81	22,009,367.19	0.00	21,942,867.19	66,500.00	100%
2 SERVICIOS NO PERSONALES	4,774,289.00	7,162,667.00	11,936,956.00	8,083,042.67	3,853,913.33	4,812,049.84	60%	7,124,906.16	4,812,049.84	0.00	4,812,049.84	0.00	100%
3 MATERIALES Y SUMINISTROS	1,084,008.00	486,000.00	1,570,008.00	1,373,263.09	196,744.91	1,373,263.09	100%	196,744.91	1,373,263.09	0.00	1,373,263.09	0.00	100%
4 TRANSFERENCIAS CORRIENTES	24,000.00	25,000.00	49,000.00	32,900.00	16,100.00	32,900.00	100%	16,100.00	32,900.00	0.00	32,900.00	0.00	100%
6 ACTIVOS NO FINANCIEROS	14,166,667.00	-6,041,667.00	8,125,000.00	2,975,419.55	5,149,580.45	2,975,419.55	100%	5,149,580.45	2,975,419.55	0.00	1,600,669.55	1,374,750.00	54%
Total UE:	**44,556,384.00**	**0.00**	**44,556,384.00**	**34,611,792.50**	**9,944,591.50**	**31,202,999.67**		**13,353,384.33**	**31,202,999.67**	**0.00**	**29,761,749.67**	**1,441,250.00**	
UE 0004	**UNIDAD DE ANÁLISIS ECONÓMICO Y SOCIAL (UAES)**												
1 SERVICIOS PERSONALES	25,986,727.00	-1,333,417.00	24,653,310.00	24,653,309.41	0.59	24,653,309.41	100%	0.59	24,653,309.41	0.00	24,653,309.41	0.00	100%
2 SERVICIOS NO PERSONALES	3,569,993.00	-3,422,012.00	147,981.00	147,981.00	0.00	147,981.00	100%	0.00	147,981.00	0.00	147,981.00	0.00	100%
3 MATERIALES Y SUMINISTROS	1,666,200.00	-1,385,322.91	280,877.09	280,877.08	0.01	280,877.08	100%	0.01	280,877.08	0.00	280,877.08	0.00	100%
6 ACTIVOS NO FINANCIEROS	2,400,000.00	-2,352,852.38	47,147.62	47,147.62	0.00	47,147.62	100%	0.00	47,147.62	0.00	47,147.62	0.00	100%
Total UE:	**33,622,920.00**	**-8,493,604.29**	**25,129,315.71**	**25,129,315.11**	**0.60**	**25,129,315.11**		**0.60**	**25,129,315.11**	**0.00**	**25,129,315.11**	**0.00**	
UE 0005	**OFICINA ORDENADOR DE LOS FONDOS EUROPEOS (ONFED)**												
1 SERVICIOS PERSONALES	35,477,667.00	59,657,957.25	95,135,624.25	78,699,489.94	16,436,134.31	78,650,489.94	100%	16,485,134.31	78,650,489.94	0.00	77,430,689.94	1,219,800.00	98%
2 SERVICIOS NO PERSONALES	764,145,371.00	51,469,680.05	815,615,051.05	170,764,938.65	644,850,112.40	170,540,044.63	100%	645,075,006.42	170,540,044.63	0.00	169,723,061.41	816,983.22	100%
3 MATERIALES Y SUMINISTROS	203,957,114.00	-35,669,958.16	168,287,155.84	14,582,294.82	153,704,861.02	14,582,294.82	100%	153,704,861.02	14,582,294.82	0.00	13,180,482.41	1,401,812.41	90%
4 TRANSFERENCIAS CORRIENTES	133,008.00	-133,000.00	8.00	0.00	8.00	0.00	0%	8.00	0.00	0.00	0.00	0.00	0%
6 ACTIVOS NO FINANCIEROS	1,419,458,471.00	-385,229,732.91	1,034,228,738.09	85,558,837.43	948,669,900.66	85,558,837.43	100%	948,669,900.66	85,558,837.43	0.00	82,058,837.43	3,500,000.00	96%
Total UE:	**2,423,171,631.00**	**-309,905,053.77**	**2,113,266,577.23**	**349,605,560.84**	**1,763,661,016.39**	**349,331,666.82**		**1,763,934,910.41**	**349,331,666.82**	**0.00**	**342,393,071.19**	**6,938,595.63**	
UE 0006	**COMISION PRESIDENCIAL DE DESARROLLO PROVINCIAL**												
1 SERVICIOS PERSONALES	7,583,329.00	693,000.00	8,276,329.00	6,071,627.13	2,204,701.87	3,107,627.13	51%	5,168,701.87	3,107,627.13	0.00	2,980,090.51	127,536.62	96%
2 SERVICIOS NO PERSONALES	57,316,671.00	97,277,000.00	154,593,671.00	150,861,820.79	3,731,850.21	150,861,820.79	100%	3,731,850.21	137,397,802.71	13,464,018.08	16,900,478.53	120,497,324.18	12%
3 MATERIALES Y SUMINISTROS	100,000.00	1,380,000.00	1,480,000.00	1,433,787.20	46,212.80	1,433,787.20	100%	46,212.80	1,433,787.20	0.00	1,384,000.00	49,787.20	97%
6 ACTIVOS NO FINANCIEROS	0.00	650,000.00	650,000.00	584,447.44	65,552.56	584,447.44	100%	65,552.56	583,628.33	819.11	583,628.33	0.00	100%
Total UE:	**65,000,000.00**	**100,000,000.00**	**165,000,000.00**	**158,951,682.56**	**6,048,317.44**	**155,987,682.56**		**9,012,317.44**	**142,522,845.37**	**13,464,837.19**	**21,848,197.37**	**120,674,648.00**	
Total DAF:	**6,808,253,427.00**	**-503,531,481.66**	**6,304,721,945.34**	**4,435,355,102.63**	**1,869,366,842.71**	**4,421,579,144.16**		**1,883,142,801.18**	**4,388,522,573.78**	**33,056,570.38**	**4,247,387,309.24**	**141,135,264.54**	
DAF 07	**OFICINA NACIONAL DE PLANIFICACION (ONAPLAN)**												
UE 0001	**OFICINA NACIONAL DE PLANIFICACION (ONAPLAN)**												
1 SERVICIOS PERSONALES	55,138,588.00	18,348,989.92	73,487,577.92	64,888,698.73	8,598,879.19	62,828,423.23	97%	10,659,154.69	62,828,423.23	0.00	62,828,423.23	0.00	100%
2 SERVICIOS NO PERSONALES	444,838,962.00	-406,086,673.62	38,752,288.38	14,924,834.99	23,827,453.39	14,777,694.99	99%	23,974,593.39	14,777,694.99	0.00	14,777,694.99	0.00	100%
3 MATERIALES Y SUMINISTROS	8,340,000.00	7,889,932.61	16,229,932.61	3,591,069.97	12,638,862.64	3,591,069.97	100%	12,638,862.64	3,591,069.97	0.00	3,591,069.97	0.00	100%
4 TRANSFERENCIAS CORRIENTES	2,004,000.00	362,598.00	2,366,598.00	0.00	2,366,598.00	0.00	0%	2,366,598.00	0.00	0.00	0.00	0.00	0%
6 ACTIVOS NO FINANCIEROS	179,186,597.00	-118,272,084.55	60,914,512.45	33,291,889.99	27,622,622.52	33,291,889.99	100%	27,622,622.52	33,291,889.99	0.00	32,227,655.79	1,064,234.20	97%
Total UE:	**689,508,147.00**	**-497,757,237.64**	**191,750,909.36**	**116,696,493.62**	**75,054,415.74**	**114,489,078.12**		**77,261,831.24**	**114,489,078.12**	**0.00**	**113,424,843.92**	**1,064,234.20**	
Total DAF:	**689,508,147.00**	**-497,757,237.64**	**191,750,909.36**	**116,696,493.62**	**75,054,415.74**	**114,489,078.12**		**77,261,831.24**	**114,489,078.12**	**0.00**	**113,424,843.92**	**1,064,234.20**	
DAF 09	**OFICINA NACIONAL DE ESTADISTCAS (ONE)**												
UE 0001	**OFICINA NACIONAL DE ESTADISTICAS (ONE)**												
1 SERVICIOS PERSONALES	65,529,876.00	40,854,622.29	106,384,498.29	103,828,945.80	2,555,552.49	103,828,445.80	100%	2,556,052.49	103,828,445.80	0.00	99,367,463.66	4,460,982.14	96%
2 SERVICIOS NO PERSONALES	52,256,216.00	-22,526,928.36	29,729,287.64	27,092,796.69	2,636,490.95	26,998,691.52	100%	2,730,596.12	26,956,992.54	41,698.98	26,853,430.84	103,561.70	100%
3 MATERIALES Y SUMINISTROS	30,649,809.00	-24,933,953.99	5,715,855.01	5,034,485.32	681,369.69	5,034,485.32	100%	681,369.69	4,994,833.72	39,651.60	4,931,172.92	63,660.80	99%

EJECUCION DEL GASTO CONSOLIDADO POR CAPITULO, DEPENDENCIA,DAF UE Y OBJETO

Sistema Integrado de Gestión Financiera

Periodo: 2007

Del: 01/01/07 Al: 30/04/2008

(VALORES EN RD$)

Descripcion 1	Apropiacion Original 2	Modificaciones Presupuestarias 3	Apropiacion Vigente 4	Prevision de la Apropiacion 5	Disponible Temporal 6	Compromiso 7	% 8=7/5	Apropiacion Disponible 9=(4-7)	Devengado 10	Compromiso no Devengado 11=(7-10)	Pagado 12	Devengado no Pagado 13=(10-12)	% 14=12/
Capitulo 0201	**PRESIDENCIA DE LA REPÚBLICA**												
Dependencia 03	**SECRETARIADO TECNICO DE LA PRESIDENCIA**												
DAF 09	**OFICINA NACIONAL DE ESTADISTCAS (ONE)**												
UE 0001	**OFICINA NACIONAL DE ESTADISTICAS (ONE)**												
6 ACTIVOS NO FINANCIEROS	0.00	12,906,260.06	12,906,260.06	8,836,293.19	4,069,966.87	8,836,293.19	100%	4,069,966.87	8,828,693.19	7,600.00	8,828,693.19	0.00	100%
Total UE:	**148,435,901.00**	**6,300,000.00**	**154,735,901.00**	**144,792,521.00**	**9,943,380.00**	**144,697,915.83**		**10,037,985.17**	**144,608,965.25**	**88,950.58**	**139,980,760.61**	**4,628,204.64**	
Total DAF:	**148,435,901.00**	**6,300,000.00**	**154,735,901.00**	**144,792,521.00**	**9,943,380.00**	**144,697,915.83**		**10,037,985.17**	**144,608,965.25**	**88,950.58**	**139,980,760.61**	**4,628,204.64**	
DAF 10	**OFICINA NACIONAL DE ADMINISTRACION Y PERSONAL (ONAP)**												
UE 0001	**OFICINA NACIONAL DE ADMINISTRACION Y PERSONAL (ONAP)**												
1 SERVICIOS PERSONALES	54,256,466.00	1,545,530.00	55,801,996.00	55,261,640.12	540,355.88	55,149,130.12	100%	652,865.88	55,149,130.12	0.00	55,149,130.12	0.00	100%
2 SERVICIOS NO PERSONALES	7,832,537.00	10,354,867.89	18,187,404.89	16,901,636.30	1,285,768.59	16,786,636.30	99%	1,400,768.59	16,622,386.50	164,249.80	15,574,114.35	1,048,272.15	94%
3 MATERIALES Y SUMINISTROS	10,395,384.00	3,526.91	10,398,910.91	9,643,761.81	755,149.10	9,643,761.81	100%	755,149.10	9,635,056.01	8,705.80	9,381,926.04	253,129.97	97%
4 TRANSFERENCIAS CORRIENTES	0.00	2,651,000.00	2,651,000.00	2,522,692.00	128,308.00	2,522,692.00	100%	128,308.00	2,522,692.00	0.00	2,323,869.00	198,823.00	92%
6 ACTIVOS NO FINANCIEROS	0.00	445,075.20	445,075.20	314,653.52	130,421.68	314,653.52	100%	130,421.68	314,653.52	0.00	314,653.52	0.00	100%
Total UE:	**72,484,387.00**	**15,000,000.00**	**87,484,387.00**	**84,644,383.75**	**2,840,003.25**	**84,416,873.75**		**3,067,513.25**	**84,243,918.15**	**172,955.60**	**82,743,693.03**	**1,500,225.12**	
Total DAF:	**72,484,387.00**	**15,000,000.00**	**87,484,387.00**	**84,644,383.75**	**2,840,003.25**	**84,416,873.75**		**3,067,513.25**	**84,243,918.15**	**172,955.60**	**82,743,693.03**	**1,500,225.12**	
Total Dependencia:	**7,718,681,862.00**	**-979,988,719.30**	**6,738,693,142.70**	**4,781,488,501.00**	**1,957,204,641.70**	**4,765,183,011.86**		**1,973,510,130.84**	**4,731,864,535.30**	**33,318,476.56**	**4,583,536,606.80**	**148,327,928.50**	
Total Capitulo:	**27,700,113,912.00**	**8,520,356,940.73**	**36,220,470,852.73**	**33,741,327,848.99**	**2,479,143,003.74**	**33,685,010,923.52**		**2,535,459,929.21**	**33,642,445,207.79**	**42,565,715.73**	**31,229,163,351.67**	**2,413,281,856.12**	

EJECUCION DEL GASTO CONSOLIDADO POR CAPITULO, DEPENDENCIA,DAF UE Y OBJETO

Sistema Integrado de Gestión Financiera

Periodo: 2007

Del: 01/01/07 Al: 30/04/2008

(VALORES EN RD$)

Descripcion 1	Apropiacion Original 2	Modificaciones Presupuestarias 3	Apropiacion Vigente 4	Prevision de la Apropiacion 5	Disponible Temporal 6	Compromiso 7	% 8=7/5	Apropiacion Disponible 9=(4-7)	Devengado 10	Compromiso no Devengado 11=(7-10)	Pagado 12	Devengado no Pagado 13=(10-12)	% 14=12/
Capitulo 0202	**SEC. DE ESTADO DE INT. Y POL.**												
Dependencia 01	**SEC. DE ESTADO DE INT.Y POL.**												
DAF 01	**SUBSECRETARIA ADMINISTRATIVA**												
UE 0001	**SECRETARIA DE ESTADO DE INTERIOR Y POLICIA**												
1 SERVICIOS PERSONALES	273,255,977.00	30,250,939.19	303,506,916.19	298,406,186.23	5,100,729.96	297,242,696.23	100%	6,264,219.96	297,242,696.23	0.00	297,242,696.23	0.00	100%
2 SERVICIOS NO PERSONALES	72,156,225.00	73,509,040.95	145,665,265.95	142,970,334.89	2,694,931.06	142,684,334.89	100%	2,980,931.06	142,628,384.89	55,950.00	141,483,969.89	1,144,415.00	99%
3 MATERIALES Y SUMINISTROS	292,961,892.00	-139,564,389.90	153,397,502.10	151,777,809.49	1,619,692.61	151,777,809.49	100%	1,619,692.61	151,777,809.49	0.00	146,216,726.29	5,561,083.20	96%
4 TRANSFERENCIAS CORRIENTES	8,488,063,180.00	1,041,563,200.00	9,529,626,380.00	9,523,412,789.46	6,213,590.54	9,523,412,789.46	100%	6,213,590.54	9,523,412,789.46	0.00	9,523,412,789.46	0.00	100%
5 TRANSFERENCIAS DE CAPITAL	4,750,429,209.00	586,500,000.00	5,336,929,209.00	5,334,429,208.88	2,500,000.12	5,334,429,208.88	100%	2,500,000.12	5,334,429,208.88	0.00	5,334,429,208.88	0.00	100%
6 ACTIVOS NO FINANCIEROS	0.00	36,041,847.31	36,041,847.31	33,357,594.93	2,684,252.38	33,357,594.93	100%	2,684,252.38	33,357,594.93	0.00	31,515,707.80	1,841,887.13	94%
Total UE:	**13,876,866,483.00**	**1,628,300,637.55**	**15,505,167,120.55**	**15,484,353,923.88**	**20,813,196.67**	**15,482,904,433.88**		**22,262,686.67**	**15,482,848,483.88**	**55,950.00**	**15,474,301,098.55**	**8,547,385.33**	
Total DAF:	**13,876,866,483.00**	**1,628,300,637.55**	**15,505,167,120.55**	**15,484,353,923.88**	**20,813,196.67**	**15,482,904,433.88**		**22,262,686.67**	**15,482,848,483.88**	**55,950.00**	**15,474,301,098.55**	**8,547,385.33**	
DAF 02	**DIRECCIÓN GRAL. DE MIGRACIÓN**												
UE 0001	**DIRECCIÓN GENERAL DE MIGRACIÓN**												
1 SERVICIOS PERSONALES	106,941,949.00	-2,549,819.00	104,392,130.00	103,998,228.01	393,901.99	103,998,228.01	100%	393,901.99	103,998,228.01	0.00	103,998,228.01	0.00	100%
2 SERVICIOS NO PERSONALES	3,647,871.00	6,849,819.00	10,497,690.00	10,439,091.65	58,598.35	10,439,091.65	100%	58,598.35	10,439,091.65	0.00	10,439,091.65	0.00	100%
Total UE:	**110,589,820.00**	**4,300,000.00**	**114,889,820.00**	**114,437,319.66**	**452,500.34**	**114,437,319.66**		**452,500.34**	**114,437,319.66**	**0.00**	**114,437,319.66**	**0.00**	
Total DAF:	**110,589,820.00**	**4,300,000.00**	**114,889,820.00**	**114,437,319.66**	**452,500.34**	**114,437,319.66**		**452,500.34**	**114,437,319.66**	**0.00**	**114,437,319.66**	**0.00**	
DAF 03	**POLICÍA NACIONAL**												
UE 0001	**POLICIA NACIONAL**												
1 SERVICIOS PERSONALES	2,799,780,490.00	54,382,236.00	2,854,162,726.00	2,854,133,249.46	29,476.54	2,854,133,249.46	100%	29,476.54	2,854,133,249.46	0.00	2,854,133,249.46	0.00	100%
2 SERVICIOS NO PERSONALES	251,522,791.00	-2,278,033.16	249,244,757.84	249,027,725.24	217,032.60	249,027,725.24	100%	217,032.60	249,027,403.92	321.32	230,665,404.04	18,361,999.88	93%
3 MATERIALES Y SUMINISTROS	474,123,135.00	395,720,419.87	869,843,554.87	869,671,645.62	171,909.25	869,671,645.62	100%	171,909.25	869,668,648.62	2,997.00	770,739,032.85	98,929,615.77	89%
4 TRANSFERENCIAS CORRIENTES	955,665.00	-210,217.00	745,448.00	745,447.50	0.50	745,447.50	100%	0.50	745,447.50	0.00	745,447.50	0.00	100%
6 ACTIVOS NO FINANCIEROS	0.00	21,258,203.36	21,258,203.36	21,253,204.92	4,998.44	21,253,204.92	100%	4,998.44	21,253,204.92	0.00	17,101,071.38	4,152,133.54	80%
8 PASIVOS FINANCIEROS	55,099,856.00	-4,973,448.77	50,126,407.23	50,126,407.08	0.15	50,126,407.08	100%	0.15	50,126,407.08	0.00	50,126,407.08	0.00	100%
9 GASTOS FINANCIEROS	13,340,140.00	-5,967.30	13,334,172.70	13,334,172.70	0.00	13,334,172.70	100%	0.00	13,334,172.70	0.00	13,334,172.70	0.00	100%
Total UE:	**3,594,822,077.00**	**463,893,193.00**	**4,058,715,270.00**	**4,058,291,852.52**	**423,417.48**	**4,058,291,852.52**		**423,417.48**	**4,058,288,534.20**	**3,318.32**	**3,936,844,785.01**	**121,443,749.19**	
UE 0002	**INSTITUTO ESPECIALIZADO DE CAPACITACION SUPERIOR, P. N.**												
1 SERVICIOS PERSONALES	92,013,766.00	-3,338,693.00	88,675,073.00	88,674,990.84	82.16	88,674,990.84	100%	82.16	88,674,990.84	0.00	88,606,090.84	68,900.00	100%
2 SERVICIOS NO PERSONALES	5,118,229.00	325,486.00	5,443,715.00	5,438,149.62	5,565.38	5,438,058.62	100%	5,656.38	5,438,058.62	0.00	5,030,679.82	407,378.80	93%
3 MATERIALES Y SUMINISTROS	12,406,995.00	5,125,942.00	17,532,937.00	17,530,521.68	2,415.32	17,530,521.68	100%	2,415.32	17,500,144.48	30,377.20	12,095,490.90	5,404,653.58	69%
6 ACTIVOS NO FINANCIEROS	0.00	887,265.00	887,265.00	887,264.04	0.96	887,264.04	100%	0.96	887,264.04	0.00	736,423.78	150,840.26	83%
Total UE:	**109,538,990.00**	**3,000,000.00**	**112,538,990.00**	**112,530,926.18**	**8,063.82**	**112,530,835.18**		**8,154.82**	**112,500,457.98**	**30,377.20**	**106,468,685.34**	**6,031,772.64**	
UE 0003	**IDIH, CREPOL, MUPOL**												
1 SERVICIOS PERSONALES	18,553,850.00	1,381,450.00	19,935,300.00	19,935,251.20	48.80	19,935,251.20	100%	48.80	19,935,251.20	0.00	19,935,251.20	0.00	100%
2 SERVICIOS NO PERSONALES	8,705,112.00	-411,452.00	8,293,660.00	8,293,533.50	126.50	8,293,533.50	100%	126.50	8,293,533.50	0.00	7,384,911.50	908,622.00	89%
3 MATERIALES Y SUMINISTROS	5,247,580.00	4,968,715.00	10,216,295.00	10,212,794.74	3,500.26	10,212,794.74	100%	3,500.26	10,212,794.74	0.00	8,621,713.55	1,591,081.19	84%
6 ACTIVOS NO FINANCIEROS	420,000.00	61,287.00	481,287.00	481,238.37	48.63	481,238.37	100%	48.63	481,238.37	0.00	381,242.11	99,996.26	79%
Total UE:	**32,926,542.00**	**6,000,000.00**	**38,926,542.00**	**38,922,817.81**	**3,724.19**	**38,922,817.81**		**3,724.19**	**38,922,817.81**	**0.00**	**36,323,118.36**	**2,599,699.45**	
UE 0004	**SEGURIDAD TURISTICA**												
1 SERVICIOS PERSONALES	87,132,273.00	-354,970.57	86,777,302.43	86,769,174.13	8,128.30	86,769,174.13	100%	8,128.30	86,769,174.13	0.00	86,769,174.13	0.00	100%
2 SERVICIOS NO PERSONALES	17,760,929.00	-4,213,665.68	13,547,263.32	13,543,184.12	4,079.20	13,543,184.12	100%	4,079.20	13,543,184.12	0.00	13,543,184.12	0.00	100%
3 MATERIALES Y SUMINISTROS	27,676,045.00	11,237,626.49	38,913,671.49	38,912,388.51	1,282.98	38,912,388.51	100%	1,282.98	38,912,388.51	0.00	34,180,748.51	4,731,640.00	88%
6 ACTIVOS NO FINANCIEROS	0.00	331,009.76	331,009.76	331,009.76	0.00	331,009.76	100%	0.00	331,009.76	0.00	331,009.76	0.00	100%
Total UE:	**132,569,247.00**	**7,000,000.00**	**139,569,247.00**	**139,555,756.52**	**13,490.48**	**139,555,756.52**		**13,490.48**	**139,555,756.52**	**0.00**	**134,824,116.52**	**4,731,640.00**	
UE 0005	**SERVICIOS DE TRANSITO METROPOLITANO**												
1 SERVICIOS PERSONALES	222,733,385.00	12,936,331.31	235,669,716.31	235,574,900.98	94,815.33	235,538,900.98	100%	130,815.33	235,538,900.98	0.00	235,524,980.98	13,920.00	100%
2 SERVICIOS NO PERSONALES	39,798,606.00	-6,154,822.92	33,643,783.08	33,458,644.67	185,138.41	33,375,283.04	100%	268,500.04	33,019,214.08	356,068.96	32,695,094.07	324,120.01	99%
3 MATERIALES Y SUMINISTROS	57,015,954.00	13,922,931.94	70,938,885.94	67,934,191.94	3,004,694.00	67,934,191.94	100%	3,004,694.00	67,517,009.54	417,182.40	54,954,899.81	12,562,109.73	81%
4 TRANSFERENCIAS CORRIENTES	1,508,520.00	0.00	1,508,520.00	1,498,770.00	9,750.00	1,498,770.00	100%	9,750.00	1,498,770.00	0.00	1,498,770.00	0.00	100%
6 ACTIVOS NO FINANCIEROS	192,513,181.00	-164,077,331.33	28,435,849.67	9,701,004.54	18,734,845.13	9,701,004.54	100%	18,734,845.13	9,701,004.54	0.00	9,590,010.54	110,994.00	99%

EJECUCION DEL GASTO CONSOLIDADO POR CAPITULO, DEPENDENCIA,DAF UE Y OBJETO

Sistema Integrado de Gestión Financiera

Periodo: 2007

Del: 01/01/07 Al: 30/04/2008

(VALORES EN RD$)

Descripcion 1	Apropiacion Original 2	Modificaciones Presupuestarias 3	Apropiacion Vigente 4	Prevision de la Apropiacion 5	Disponible Temporal 6	Compromiso 7	% 8=7/5	Apropiacion Disponible 9=(4-7)	Devengado 10	Compromiso no Devengado 11=(7-10)	Pagado 12	Devengado no Pagado 13=(10-12)	% 14=12/
Capitulo 0202	SEC. DE ESTADO DE INT. Y POL.												
Dependencia 01	SEC. DE ESTADO DE INT.Y POL.												
DAF 03	POLICÍA NACIONAL												
UE 0005	SERVICIOS DE TRANSITO METROPOLITANO												
Total UE:	**513,569,646.00**	**-143,372,891.00**	**370,196,755.00**	**348,167,512.13**	**22,029,242.87**	**348,048,150.50**		**22,148,604.50**	**347,274,899.14**	**773,251.36**	**334,263,755.40**	**13,011,143.74**	
Total DAF:	**4,383,426,502.00**	**336,520,302.00**	**4,719,946,804.00**	**4,697,468,865.16**	**22,477,938.84**	**4,697,349,412.53**		**22,597,391.47**	**4,696,542,465.65**	**806,946.88**	**4,548,724,460.63**	**147,818,005.02**	
DAF 04	INSTITUTO DE SEGURIDAD SOCIAL DE LA P. N.												
UE 0001	INSTITUTO DE SEGURIDAD SOCIAL DE LA P. N.												
1 SERVICIOS PERSONALES	38,748,798.00	-1,150,498.00	37,598,300.00	37,595,940.16	2,359.84	37,595,940.16	100%	2,359.84	37,595,940.16	0.00	37,595,940.16	0.00	100%
2 SERVICIOS NO PERSONALES	5,566,488.00	-770,415.23	4,796,072.77	4,745,889.68	50,183.09	4,745,889.68	100%	50,183.09	4,745,889.68	0.00	4,745,889.68	0.00	100%
3 MATERIALES Y SUMINISTROS	12,647,539.00	2,961,195.76	15,608,734.76	15,608,661.26	73.50	15,608,661.26	100%	73.50	15,608,661.26	0.00	15,608,661.26	0.00	100%
4 TRANSFERENCIAS CORRIENTES	10,385,571.00	-1,040,282.53	9,345,288.47	9,345,288.47	0.00	9,345,288.47	100%	0.00	9,345,288.47	0.00	9,345,288.47	0.00	100%
Total UE:	**67,348,396.00**	**0.00**	**67,348,396.00**	**67,295,779.57**	**52,616.43**	**67,295,779.57**		**52,616.43**	**67,295,779.57**	**0.00**	**67,295,779.57**	**0.00**	
UE 0002	RESERVA DE LA POLICIA NACIONAL												
1 SERVICIOS PERSONALES	11,982,176.00	102,743.20	12,084,919.20	12,083,012.47	1,906.73	12,083,012.47	100%	1,906.73	12,083,012.47	0.00	12,083,012.47	0.00	100%
2 SERVICIOS NO PERSONALES	1,934,612.00	-381,099.57	1,553,512.43	1,543,428.60	10,083.83	1,543,428.60	100%	10,083.83	1,508,935.00	34,493.60	1,508,935.00	0.00	100%
3 MATERIALES Y SUMINISTROS	7,004,342.00	1,970,409.17	8,974,751.17	8,931,957.59	42,793.58	8,931,957.59	100%	42,793.58	8,931,957.59	0.00	8,931,957.59	0.00	100%
6 ACTIVOS NO FINANCIEROS	0.00	607,947.20	607,947.20	607,784.32	162.88	607,784.32	100%	162.88	607,784.32	0.00	607,784.32	0.00	100%
Total UE:	**20,921,130.00**	**2,300,000.00**	**23,221,130.00**	**23,166,182.98**	**54,947.02**	**23,166,182.98**		**54,947.02**	**23,131,689.38**	**34,493.60**	**23,131,689.38**	**0.00**	
UE 0003	HOSPITAL CENTRAL DE LA POLICIA NACIONAL												
1 SERVICIOS PERSONALES	54,668,999.00	111,808.32	54,780,807.32	54,780,625.68	181.64	54,780,625.68	100%	181.64	54,780,625.68	0.00	54,268,510.68	512,115.00	99%
2 SERVICIOS NO PERSONALES	11,028,858.00	3,651,112.19	14,679,970.19	14,679,757.34	212.85	14,623,065.02	100%	56,905.17	14,623,065.02	0.00	13,859,933.02	763,132.00	95%
3 MATERIALES Y SUMINISTROS	135,992,638.00	2,443,688.49	138,436,326.49	138,272,496.58	163,829.91	138,272,496.58	100%	163,829.91	138,150,127.62	122,368.96	118,422,014.76	19,728,112.86	86%
6 ACTIVOS NO FINANCIEROS	13,927,032.00	13,793,391.00	27,720,423.00	27,720,145.21	277.79	27,720,145.21	100%	277.79	27,720,145.21	0.00	27,720,145.21	0.00	100%
Total UE:	**215,617,527.00**	**20,000,000.00**	**235,617,527.00**	**235,453,024.81**	**164,502.19**	**235,396,332.49**		**221,194.51**	**235,273,963.53**	**122,368.96**	**214,270,603.67**	**21,003,359.86**	
UE 0004	JUNTA DE RETIRO DE LA P.N.												
1 SERVICIOS PERSONALES	3,549,225.00	-99,480.00	3,449,745.00	3,441,455.50	8,289.50	3,441,455.50	100%	8,289.50	3,441,455.50	0.00	3,441,455.50	0.00	100%
2 SERVICIOS NO PERSONALES	720,000.00	0.00	720,000.00	700,000.00	20,000.00	700,000.00	100%	20,000.00	700,000.00	0.00	700,000.00	0.00	100%
3 MATERIALES Y SUMINISTROS	1,168,770.00	823,780.00	1,992,550.00	1,959,438.71	33,111.29	1,959,438.71	100%	33,111.29	1,959,438.71	0.00	1,264,308.71	695,130.00	65%
6 ACTIVOS NO FINANCIEROS	89,800.00	-24,300.00	65,500.00	65,500.00	0.00	65,500.00	100%	0.00	65,500.00	0.00	65,500.00	0.00	100%
Total UE:	**5,527,795.00**	**700,000.00**	**6,227,795.00**	**6,166,394.21**	**61,400.79**	**6,166,394.21**		**61,400.79**	**6,166,394.21**	**0.00**	**5,471,264.21**	**695,130.00**	
Total DAF:	**309,414,848.00**	**23,000,000.00**	**332,414,848.00**	**332,081,381.57**	**333,466.43**	**332,024,689.25**		**390,158.75**	**331,867,826.69**	**156,862.56**	**310,169,336.83**	**21,698,489.86**	
Total Dependencia:	**18,680,297,653.00**	**1,992,120,939.55**	**20,672,418,592.55**	**20,628,341,490.27**	**44,077,102.28**	**20,626,715,855.32**		**45,702,737.23**	**20,625,696,095.88**	**1,019,759.44**	**20,447,632,215.67**	**178,063,880.21**	
Total Capitulo:	**18,680,297,653.00**	**1,992,120,939.55**	**20,672,418,592.55**	**20,628,341,490.27**	**44,077,102.28**	**20,626,715,855.32**		**45,702,737.23**	**20,625,696,095.88**	**1,019,759.44**	**20,447,632,215.67**	**178,063,880.21**	

EJECUCION DEL GASTO CONSOLIDADO POR CAPITULO, DEPENDENCIA,DAF UE Y OBJETO

Sistema Integrado de Gestión Financiera

Periodo: 2007

Del: 01/01/07 Al: 30/04/2008

(VALORES EN RD$)

Descripcion 1	Apropiacion Original 2	Modificaciones Presupuestarias 3	Apropiacion Vigente 4	Prevision de la Apropiacion 5	Disponible Temporal 6	Compromiso 7	% 8=7/5	Apropiacion Disponible 9=(4-7)	Devengado 10	Compromiso no Devengado 11=(7-10)	Pagado 12	Devengado no Pagado 13=(10-12)	% 14=12/
Capitulo 0203	**SEC. DE ESTADO DE LAS FF AA**												
Dependencia 01	**SEC. DE ESTADO DE LAS FF AA**												
DAF 01	**SUBSECRETARIA ADMINISTRATIVA**												
UE 0001	**SECRETARIA DE ESTADO DE LAS FUERZAS ARMADAS**												
1 SERVICIOS PERSONALES	178,031,984.00	-5,231,435.55	172,800,548.45	172,629,211.20	171,337.25	172,629,211.20	100%	171,337.25	172,629,211.20	0.00	172,629,211.20	0.00	100%
2 SERVICIOS NO PERSONALES	77,399,656.00	-21,435,466.64	55,964,189.36	55,715,191.19	248,998.17	55,433,191.19	99%	530,998.17	55,432,891.19	300.00	54,432,891.19	1,000,000.00	98%
3 MATERIALES Y SUMINISTROS	83,569,756.00	98,187,847.47	181,757,603.47	181,216,540.42	541,063.05	181,216,540.42	100%	541,063.05	180,997,519.30	219,021.12	177,179,673.39	3,817,845.91	98%
4 TRANSFERENCIAS CORRIENTES	1,941,951,513.00	47,213,915.99	1,989,165,428.99	1,989,011,331.78	154,097.21	1,989,011,331.78	100%	154,097.21	1,989,011,331.78	0.00	1,930,267,771.78	58,743,560.00	97%
6 ACTIVOS NO FINANCIEROS	11,470,047.00	4,828,968.46	16,299,015.46	16,236,613.47	62,401.99	16,236,613.47	100%	62,401.99	16,236,613.47	0.00	14,726,550.42	1,510,063.05	91%
Total UE:	**2,292,422,956.00**	**123,563,829.73**	**2,415,986,785.73**	**2,414,808,888.06**	**1,177,897.67**	**2,414,526,888.06**		**1,459,897.67**	**2,414,307,566.94**	**219,321.12**	**2,349,236,097.98**	**65,071,468.96**	
UE 0002	**DIRECCION GENERAL DE ESCUELAS VOCACIONALES**												
1 SERVICIOS PERSONALES	41,253,416.00	-1,356,949.73	39,896,466.27	39,896,461.48	4.79	39,896,461.48	100%	4.79	39,896,461.48	0.00	39,896,461.48	0.00	100%
2 SERVICIOS NO PERSONALES	1,479,912.00	1,079,706.91	2,559,618.91	2,173,936.49	385,682.42	2,173,936.49	100%	385,682.42	2,173,936.49	0.00	1,775,996.49	397,940.00	82%
3 MATERIALES Y SUMINISTROS	16,373,124.00	2,334,877.73	18,708,001.73	17,766,577.26	941,424.47	17,766,577.26	100%	941,424.47	17,766,577.26	0.00	15,783,469.98	1,983,107.28	89%
6 ACTIVOS NO FINANCIEROS	342,000.00	340,733.28	682,733.28	682,731.52	1.76	682,731.52	100%	1.76	682,731.52	0.00	682,731.52	0.00	100%
Total UE:	**59,448,452.00**	**2,398,368.19**	**61,846,820.19**	**60,519,706.75**	**1,327,113.44**	**60,519,706.75**		**1,327,113.44**	**60,519,706.75**	**0.00**	**58,138,659.47**	**2,381,047.28**	
UE 0003	**DIRECCION GENERAL PROMOCION DE LAS COMUNIDADES FRONTERIZAS**												
1 SERVICIOS PERSONALES	6,139,155.00	-5,094.70	6,134,060.30	6,031,577.56	102,482.74	6,031,577.56	100%	102,482.74	6,031,577.56	0.00	6,031,577.56	0.00	100%
2 SERVICIOS NO PERSONALES	687,074.00	-49,186.16	637,887.84	630,277.20	7,610.64	630,277.20	100%	7,610.64	630,277.20	0.00	630,277.20	0.00	100%
3 MATERIALES Y SUMINISTROS	3,239,918.00	72,000.00	3,311,918.00	3,311,898.13	19.87	3,311,898.13	100%	19.87	3,311,895.38	2.75	3,311,895.38	0.00	100%
4 TRANSFERENCIAS CORRIENTES	30,000.00	-30,000.00	0.00	0.00	0.00	0.00	0%	0.00	0.00	0.00	0.00	0.00	0%
Total UE:	**10,096,147.00**	**-12,280.86**	**10,083,866.14**	**9,973,752.89**	**110,113.25**	**9,973,752.89**		**110,113.25**	**9,973,750.14**	**2.75**	**9,973,750.14**	**0.00**	
UE 0004	**INSTITUTO DE SEGURIDAD SOCIAL DE LAS FF. AA.**												
1 SERVICIOS PERSONALES	30,773,017.00	-9,545.00	30,763,472.00	29,950,530.32	812,941.68	29,950,530.32	100%	812,941.68	29,950,530.32	0.00	29,950,530.32	0.00	100%
2 SERVICIOS NO PERSONALES	1,814,256.00	-452,256.00	1,362,000.00	1,362,000.00	0.00	1,362,000.00	100%	0.00	1,362,000.00	0.00	1,362,000.00	0.00	100%
3 MATERIALES Y SUMINISTROS	4,294,716.00	880,485.72	5,175,201.72	5,174,265.19	936.53	5,174,265.19	100%	936.53	5,174,264.82	0.37	5,174,264.82	0.00	100%
4 TRANSFERENCIAS CORRIENTES	2,023,488.00	-666,283.00	1,357,205.00	1,342,026.50	15,178.50	1,342,026.50	100%	15,178.50	1,311,746.05	30,280.45	1,311,746.05	0.00	100%
6 ACTIVOS NO FINANCIEROS	0.00	203,000.00	203,000.00	203,000.00	0.00	203,000.00	100%	0.00	203,000.00	0.00	203,000.00	0.00	100%
Total UE:	**38,905,477.00**	**-44,598.28**	**38,860,878.72**	**38,031,822.01**	**829,056.71**	**38,031,822.01**		**829,056.71**	**38,001,541.19**	**30,280.82**	**38,001,541.19**	**0.00**	
UE 0005	**HOSPITAL CENTRAL DE LAS FUERZAS ARMADAS**												
1 SERVICIOS PERSONALES	105,977,693.00	-9,989,079.21	95,988,613.79	95,988,549.04	64.75	95,988,549.04	100%	64.75	95,988,549.04	0.00	95,988,549.04	0.00	100%
2 SERVICIOS NO PERSONALES	13,225,724.00	-109,239.66	13,116,484.34	13,085,862.72	30,621.62	13,085,862.72	100%	30,621.62	13,085,862.72	0.00	12,585,701.91	500,160.81	96%
3 MATERIALES Y SUMINISTROS	114,243,176.00	1,977,605.28	116,220,781.28	116,175,553.71	45,227.57	116,175,553.71	100%	45,227.57	116,048,847.84	126,705.87	115,879,601.66	169,246.18	100%
6 ACTIVOS NO FINANCIEROS	4,019,128.00	7,039,298.74	11,058,426.74	11,058,426.74	0.00	11,058,426.74	100%	0.00	11,058,426.74	0.00	11,058,426.74	0.00	100%
Total UE:	**237,465,721.00**	**-1,081,414.85**	**236,384,306.15**	**236,308,392.21**	**75,913.94**	**236,308,392.21**		**75,913.94**	**236,181,686.34**	**126,705.87**	**235,512,279.35**	**669,406.99**	
UE 0006	**INSTITUTO CARTOGRÁFICO MILITAR DE LAS FF. AA.**												
1 SERVICIOS PERSONALES	8,742,622.00	-1,064,783.36	7,677,838.64	7,604,433.28	73,405.36	7,604,428.72	100%	73,409.92	7,604,428.72	0.00	7,604,428.72	0.00	100%
2 SERVICIOS NO PERSONALES	952,574.00	615,783.00	1,568,357.00	1,552,057.71	16,299.29	1,552,057.71	100%	16,299.29	1,552,057.71	0.00	1,552,057.71	0.00	100%
3 MATERIALES Y SUMINISTROS	4,188,224.00	422,582.56	4,610,806.56	4,607,434.83	3,371.73	4,607,434.83	100%	3,371.73	4,606,053.65	1,381.18	4,606,053.65	0.00	100%
Total UE:	**13,883,420.00**	**-26,417.80**	**13,857,002.20**	**13,763,925.82**	**93,076.38**	**13,763,921.26**		**93,080.94**	**13,762,540.08**	**1,381.18**	**13,762,540.08**	**0.00**	
UE 0007	**INSTITUTO MILITAR DE EDUCACIÓN SUPERIOR**												
1 SERVICIOS PERSONALES	9,668,588.00	-147,793.73	9,520,794.27	9,438,790.89	82,003.38	9,438,790.89	100%	82,003.38	9,438,790.89	0.00	9,438,790.89	0.00	100%
2 SERVICIOS NO PERSONALES	3,305,912.00	430,950.60	3,736,862.60	3,736,557.22	305.38	3,736,557.22	100%	305.38	3,736,557.22	0.00	2,921,631.60	814,925.62	78%
3 MATERIALES Y SUMINISTROS	5,103,967.00	2,230,071.74	7,334,038.74	7,333,301.58	737.16	7,333,301.58	100%	737.16	7,333,300.19	1.39	5,694,736.89	1,638,563.30	78%
4 TRANSFERENCIAS CORRIENTES	20,020.00	-20,020.00	0.00	0.00	0.00	0.00	0%	0.00	0.00	0.00	0.00	0.00	0%
6 ACTIVOS NO FINANCIEROS	124,296.00	-25,032.20	99,263.80	94,400.80	4,863.00	94,400.80	100%	4,863.00	94,400.80	0.00	47,977.60	46,423.20	51%
Total UE:	**18,222,783.00**	**2,468,176.41**	**20,690,959.41**	**20,603,050.49**	**87,908.92**	**20,603,050.49**		**87,908.92**	**20,603,049.10**	**1.39**	**18,103,136.98**	**2,499,912.12**	
UE 0008	**CÍRCULO DEPORTIVO DE LAS FF. AA. Y P.N.**												
1 SERVICIOS PERSONALES	4,921,939.00	-851,698.61	4,070,240.39	4,034,594.99	35,645.40	4,034,594.99	100%	35,645.40	4,034,594.99	0.00	4,034,594.99	0.00	100%
2 SERVICIOS NO PERSONALES	708,000.00	-333,000.00	375,000.00	375,000.00	0.00	375,000.00	100%	0.00	375,000.00	0.00	375,000.00	0.00	100%
3 MATERIALES Y SUMINISTROS	1,691,180.00	1,024,122.61	2,715,302.61	2,713,080.52	2,222.09	2,713,080.52	100%	2,222.09	2,712,647.70	432.82	2,712,647.70	0.00	100%
6 ACTIVOS NO FINANCIEROS	0.00	147,000.00	147,000.00	143,937.00	3,063.00	143,937.00	100%	3,063.00	143,937.00	0.00	143,937.00	0.00	100%

EJECUCION DEL GASTO CONSOLIDADO POR CAPITULO, DEPENDENCIA,DAF UE Y OBJETO

Sistema Integrado de Gestión Financiera

Periodo: 2007

Del: 01/01/07 Al: 30/04/2008

(VALORES EN RD$)

Descripcion 1	Apropiacion Original 2	Modificaciones Presupuestarias 3	Apropiacion Vigente 4	Prevision de la Apropiacion 5	Disponible Temporal 6	Compromiso 7	% 8=7/5	Apropiacion Disponible 9=(4-7)	Devengado 10	Compromiso no Devengado 11=(7-10)	Pagado 12	Devengado no Pagado 13=(10-12)	% 14=12/
Capitulo 0203	**SEC. DE ESTADO DE LAS FF AA**												
Dependencia 01	**SEC. DE ESTADO DE LAS FF AA**												
DAF 01	**SUBSECRETARIA ADMINISTRATIVA**												
UE 0008	**CÍRCULO DEPORTIVO DE LAS FF. AA. Y P.N.**												
Total UE:	**7,321,119.00**	**-13,576.00**	**7,307,543.00**	**7,266,612.51**	**40,930.49**	**7,266,612.51**		**40,930.49**	**7,266,179.69**	**432.82**	**7,266,179.69**	**0.00**	
UE 0009	**INSTITUTO MILITAR DE LOS DERECHOS HUMANOS**												
1 SERVICIOS PERSONALES	13,207,139.00	-400,391.73	12,806,747.27	12,794,052.27	12,695.00	12,794,052.27	100%	12,695.00	12,794,052.27	0.00	12,794,052.27	0.00	100%
2 SERVICIOS NO PERSONALES	981,860.00	-127,601.00	854,259.00	854,238.60	20.40	854,238.60	100%	20.40	854,020.60	218.00	854,020.60	0.00	100%
3 MATERIALES Y SUMINISTROS	2,385,612.00	209,273.37	2,594,885.37	2,594,773.39	111.98	2,594,773.39	100%	111.98	2,594,676.55	96.84	2,594,676.55	0.00	100%
6 ACTIVOS NO FINANCIEROS	60,000.00	318,719.36	378,719.36	377,426.24	1,293.12	377,426.24	100%	1,293.12	377,426.24	0.00	377,426.24	0.00	100%
Total UE:	**16,634,611.00**	**0.00**	**16,634,611.00**	**16,620,490.50**	**14,120.50**	**16,620,490.50**		**14,120.50**	**16,620,175.66**	**314.84**	**16,620,175.66**	**0.00**	
UE 0010	**INSTITUTO DE ALTOS ESTUDIOS DE LAS FUERZAS ARMADAS**												
1 SERVICIOS PERSONALES	9,234,809.00	143,605.99	9,378,414.99	9,302,429.00	75,985.99	9,302,429.00	100%	75,985.99	9,302,429.00	0.00	9,302,429.00	0.00	100%
2 SERVICIOS NO PERSONALES	3,480,720.00	-327,008.95	3,153,711.05	3,153,711.05	0.00	3,153,711.05	100%	0.00	3,153,711.05	0.00	3,153,711.05	0.00	100%
3 MATERIALES Y SUMINISTROS	2,703,604.00	93,615.32	2,797,219.32	2,677,219.32	120,000.00	2,677,219.32	100%	120,000.00	2,677,219.32	0.00	2,677,219.32	0.00	100%
6 ACTIVOS NO FINANCIEROS	20,000.00	160,393.02	180,393.02	180,393.02	0.00	180,393.02	100%	0.00	180,393.02	0.00	180,393.02	0.00	100%
Total UE:	**15,439,133.00**	**70,605.38**	**15,509,738.38**	**15,313,752.39**	**195,985.99**	**15,313,752.39**		**195,985.99**	**15,313,752.39**	**0.00**	**15,313,752.39**	**0.00**	
UE 0011	**COMISION DE REFORMA Y MODERNIZACIÓN DE LAS FF. AA.**												
1 SERVICIOS PERSONALES	5,914,987.00	76,352.46	5,991,339.46	5,942,156.04	49,183.42	5,871,656.04	99%	119,683.42	5,871,656.04	0.00	5,871,656.04	0.00	100%
2 SERVICIOS NO PERSONALES	445,812.00	-104,785.61	341,026.39	336,736.46	4,289.93	336,736.46	100%	4,289.93	336,736.46	0.00	336,736.46	0.00	100%
3 MATERIALES Y SUMINISTROS	1,850,028.00	27,902.34	1,877,930.34	1,847,059.58	30,870.76	1,847,059.58	100%	30,870.76	1,847,059.58	0.00	1,847,059.58	0.00	100%
Total UE:	**8,210,827.00**	**-530.81**	**8,210,296.19**	**8,125,952.08**	**84,344.11**	**8,055,452.08**		**154,844.11**	**8,055,452.08**	**0.00**	**8,055,452.08**	**0.00**	
UE 0012	**SEGURIDAD REGIÓN FRONTERIZA F. A Y P. N.**												
1 SERVICIOS PERSONALES	12,519,910.00	-326,473.36	12,193,436.64	12,193,434.74	1.90	12,193,434.74	100%	1.90	12,193,434.74	0.00	12,193,434.74	0.00	100%
2 SERVICIOS NO PERSONALES	1,019,000.00	-54,976.68	964,023.32	964,023.32	0.00	964,023.32	100%	0.00	964,023.32	0.00	964,023.32	0.00	100%
3 MATERIALES Y SUMINISTROS	2,656,000.00	303,126.84	2,959,126.84	2,946,600.02	12,526.82	2,946,600.02	100%	12,526.82	2,946,600.01	0.01	2,784,612.69	161,987.32	95%
6 ACTIVOS NO FINANCIEROS	172,019.00	-12,959.00	159,060.00	158,995.60	64.40	158,995.60	100%	64.40	158,995.60	0.00	98,835.60	60,160.00	62%
Total UE:	**16,366,929.00**	**-91,282.20**	**16,275,646.80**	**16,263,053.68**	**12,593.12**	**16,263,053.68**		**12,593.12**	**16,263,053.67**	**0.01**	**16,040,906.35**	**222,147.32**	
UE 0013	**PROGRAMA DE EDUCACIÓN Y CAPACITACIÓN PROFESIONAL F. A. Y P. N.**												
1 SERVICIOS PERSONALES	9,063,485.00	25,523.08	9,089,008.08	9,072,681.87	16,326.21	9,072,681.87	100%	16,326.21	9,072,681.87	0.00	9,072,681.87	0.00	100%
2 SERVICIOS NO PERSONALES	4,538,386.00	-468,056.00	4,070,330.00	4,069,322.61	1,007.39	4,069,322.61	100%	1,007.39	4,069,322.61	0.00	4,069,322.61	0.00	100%
3 MATERIALES Y SUMINISTROS	2,718,121.00	1,930,824.08	4,648,945.08	4,630,354.87	18,590.21	4,630,354.87	100%	18,590.21	4,627,222.87	3,132.00	4,627,222.87	0.00	100%
4 TRANSFERENCIAS CORRIENTES	2,704,023.00	71,831.00	2,775,854.00	2,775,750.00	104.00	2,775,750.00	100%	104.00	2,775,750.00	0.00	2,775,750.00	0.00	100%
6 ACTIVOS NO FINANCIEROS	1,591,000.00	-1,560,122.16	30,877.84	30,877.84	0.00	30,877.84	100%	0.00	30,877.84	0.00	30,877.84	0.00	100%
Total UE:	**20,615,015.00**	**0.00**	**20,615,015.00**	**20,578,987.19**	**36,027.81**	**20,578,987.19**		**36,027.81**	**20,575,855.19**	**3,132.00**	**20,575,855.19**	**0.00**	
UE 0014	**DIRECCION GENERAL DE LAS RESERVAS DE LAS FF. AA. Y P. N.**												
1 SERVICIOS PERSONALES	30,541,680.00	-18,246.34	30,523,433.66	30,523,410.76	22.90	30,523,410.76	100%	22.90	30,523,410.76	0.00	30,523,410.76	0.00	100%
2 SERVICIOS NO PERSONALES	1,500,048.00	-9,201.24	1,490,846.76	1,490,846.76	0.00	1,490,846.76	100%	0.00	1,450,846.76	40,000.00	1,450,846.76	0.00	100%
3 MATERIALES Y SUMINISTROS	477,408.00	-28,626.06	448,781.94	437,634.66	11,147.28	437,634.66	100%	11,147.28	437,634.66	0.00	437,634.66	0.00	100%
Total UE:	**32,519,136.00**	**-56,073.64**	**32,463,062.36**	**32,451,892.18**	**11,170.18**	**32,451,892.18**		**11,170.18**	**32,411,892.18**	**40,000.00**	**32,411,892.18**	**0.00**	
UE 0015	**CUERPOS ESPECIALIZADOS DE SEGURIDAD PORTUARIA**												
1 SERVICIOS PERSONALES	13,293,315.00	-65,563.00	13,227,752.00	13,227,746.20	5.80	13,227,746.20	100%	5.80	13,227,746.20	0.00	13,227,746.20	0.00	100%
2 SERVICIOS NO PERSONALES	1,201,080.00	907,861.40	2,108,941.40	2,108,940.93	0.47	2,108,940.93	100%	0.47	2,108,940.93	0.00	1,987,152.53	121,788.40	94%
3 MATERIALES Y SUMINISTROS	16,061,320.00	-885,939.40	15,175,380.60	15,175,379.29	1.31	15,175,379.29	100%	1.31	15,175,270.65	108.64	15,175,270.65	0.00	100%
Total UE:	**30,555,715.00**	**-43,641.00**	**30,512,074.00**	**30,512,066.42**	**7.58**	**30,512,066.42**		**7.58**	**30,511,957.78**	**108.64**	**30,390,169.38**	**121,788.40**	
UE 0016	**DIRECCION DE LOGISTICA DE LAS FF. AA. (SEGURIDAD REGIÓN NORTE)**												
1 SERVICIOS PERSONALES	8,058,487.00	42,551.84	8,101,038.84	7,951,266.00	149,772.84	7,951,266.00	100%	149,772.84	7,951,266.00	0.00	7,951,266.00	0.00	100%
2 SERVICIOS NO PERSONALES	8,004.00	-8,004.00	0.00	0.00	0.00	0.00	0%	0.00	0.00	0.00	0.00	0.00	0%
3 MATERIALES Y SUMINISTROS	1,373,922.00	-154,165.24	1,219,756.76	1,219,583.96	172.80	1,219,583.96	100%	172.80	1,219,583.96	0.00	1,219,583.96	0.00	100%
6 ACTIVOS NO FINANCIEROS	0.00	119,387.20	119,387.20	119,387.20	0.00	119,387.20	100%	0.00	119,387.20	0.00	119,387.20	0.00	100%
Total UE:	**9,440,413.00**	**-230.20**	**9,440,182.80**	**9,290,237.16**	**149,945.64**	**9,290,237.16**		**149,945.64**	**9,290,237.16**	**0.00**	**9,290,237.16**	**0.00**	
UE 0017	**SERVICIO MILITAR VOLUNTARIO**												

EJECUCION DEL GASTO CONSOLIDADO POR CAPITULO, DEPENDENCIA,DAF UE Y OBJETO

Sistema Integrado de Gestión Financiera

Periodo: 2007

Del: 01/01/07 Al: 30/04/2008

(VALORES EN RD$)

Descripcion 1	Apropiacion Original 2	Modificaciones Presupuestarias 3	Apropiacion Vigente 4	Prevision de la Apropiacion 5	Disponible Temporal 6	Compromiso 7	% 8=7/5	Apropiacion Disponible 9=(4-7)	Devengado 10	Compromiso no Devengado 11=(7-10)	Pagado 12	Devengado no Pagado 13=(10-12)	% 14=12/
Capitulo 0203	**SEC. DE ESTADO DE LAS FF AA**												
Dependencia 01	**SEC. DE ESTADO DE LAS FF AA**												
DAF 01	**SUBSECRETARIA ADMINISTRATIVA**												
UE 0017	**SERVICIO MILITAR VOLUNTARIO**												
1 SERVICIOS PERSONALES	15,249,704.00	-1,159,009.02	14,090,694.98	14,047,885.87	42,809.11	14,047,885.87	100%	42,809.11	14,047,885.87	0.00	14,047,885.87	0.00	100%
2 SERVICIOS NO PERSONALES	2,468,528.00	-266,091.51	2,202,436.49	2,170,759.82	31,676.67	2,170,759.82	100%	31,676.67	2,170,759.82	0.00	2,037,959.82	132,800.00	94%
3 MATERIALES Y SUMINISTROS	9,149,683.00	1,144,296.98	10,293,979.98	10,292,926.00	1,053.98	10,292,926.00	100%	1,053.98	10,292,877.02	48.98	10,034,539.72	258,337.30	97%
6 ACTIVOS NO FINANCIEROS	170,000.00	271,480.98	441,480.98	441,480.98	0.00	441,480.98	100%	0.00	441,480.98	0.00	441,480.98	0.00	100%
Total UE:	**27,037,915.00**	**-9,322.57**	**27,028,592.43**	**26,953,052.67**	**75,539.76**	**26,953,052.67**		**75,539.76**	**26,953,003.69**	**48.98**	**26,561,866.39**	**391,137.30**	
UE 0018	**ACADEMIA MILITAR BATALLA DE LAS CARRERAS**												
1 SERVICIOS PERSONALES	13,059,032.00	-721,353.20	12,337,678.80	12,337,671.80	7.00	12,337,671.80	100%	7.00	12,337,671.80	0.00	12,337,671.80	0.00	100%
2 SERVICIOS NO PERSONALES	1,043,508.00	840,878.22	1,884,386.22	1,883,001.55	1,384.67	1,883,001.55	100%	1,384.67	1,883,001.55	0.00	1,686,526.55	196,475.00	90%
3 MATERIALES Y SUMINISTROS	6,526,316.00	2,486,914.52	9,013,230.52	9,010,761.98	2,468.54	9,010,761.98	100%	2,468.54	8,996,145.98	14,616.00	7,603,237.37	1,392,908.61	85%
6 ACTIVOS NO FINANCIEROS	0.00	378,268.06	378,268.06	377,268.26	999.80	377,268.26	100%	999.80	377,268.26	0.00	210,638.35	166,629.91	56%
Total UE:	**20,628,856.00**	**2,984,707.60**	**23,613,563.60**	**23,608,703.59**	**4,860.01**	**23,608,703.59**		**4,860.01**	**23,594,087.59**	**14,616.00**	**21,838,074.07**	**1,756,013.52**	
UE 0019	**SERVICIOS DE SUPERVISION DE VIGILANCIA PRIVADA**												
1 SERVICIOS PERSONALES	21,591,762.00	-2,074.00	21,589,688.00	21,493,402.64	96,285.36	21,493,402.64	100%	96,285.36	21,493,402.64	0.00	21,475,069.31	18,333.33	100%
2 SERVICIOS NO PERSONALES	3,395,824.00	196,225.16	3,592,049.16	3,575,938.74	16,110.42	3,575,938.74	100%	16,110.42	3,575,938.74	0.00	3,533,715.09	42,223.65	99%
3 MATERIALES Y SUMINISTROS	10,301,920.00	-1,309,645.90	8,992,274.10	8,992,221.92	52.18	8,992,221.92	100%	52.18	8,992,220.57	1.35	8,992,220.57	0.00	100%
6 ACTIVOS NO FINANCIEROS	0.00	1,044,888.74	1,044,888.74	1,044,888.74	0.00	1,044,888.74	100%	0.00	1,044,888.74	0.00	1,044,888.74	0.00	100%
Total UE:	**35,289,506.00**	**-70,606.00**	**35,218,900.00**	**35,106,452.04**	**112,447.96**	**35,106,452.04**		**112,447.96**	**35,106,450.69**	**1.35**	**35,045,893.71**	**60,556.98**	
Total DAF:	**2,910,504,131.00**	**130,035,713.10**	**3,040,539,844.10**	**3,036,100,790.64**	**4,439,053.46**	**3,035,748,286.08**		**4,791,558.02**	**3,035,311,938.31**	**436,347.77**	**2,962,138,459.44**	**73,173,478.87**	
DAF 02	**EJÉRCITO NACIONAL**												
UE 0001	**EJERCITO NACIONAL**												
1 SERVICIOS PERSONALES	2,533,305,148.00	-26,438,371.27	2,506,866,776.73	2,506,776,046.58	90,730.15	2,506,775,294.58	100%	91,482.15	2,506,775,294.58	0.00	2,506,775,294.58	0.00	100%
2 SERVICIOS NO PERSONALES	96,999,771.00	-35,175,169.91	61,824,601.09	61,783,703.24	40,897.85	61,778,768.23	100%	45,832.86	61,778,768.23	0.00	61,778,768.23	0.00	100%
3 MATERIALES Y SUMINISTROS	249,675,755.00	78,945,260.85	328,621,015.85	328,067,850.22	553,165.63	328,067,850.22	100%	553,165.63	327,822,499.20	245,351.02	326,287,302.20	1,535,197.00	100%
4 TRANSFERENCIAS CORRIENTES	544,970.00	0.00	544,970.00	424,458.00	120,512.00	424,458.00	100%	120,512.00	424,458.00	0.00	424,458.00	0.00	100%
6 ACTIVOS NO FINANCIEROS	8,481,520.00	13,550,975.33	22,032,495.33	22,029,800.08	2,695.25	22,029,800.08	100%	2,695.25	21,959,760.64	70,039.44	21,959,760.64	0.00	100%
Total UE:	**2,889,007,164.00**	**30,882,695.00**	**2,919,889,859.00**	**2,919,081,858.12**	**808,000.88**	**2,919,076,171.11**		**813,687.89**	**2,918,760,780.65**	**315,390.46**	**2,917,225,583.65**	**1,535,197.00**	
Total DAF:	**2,889,007,164.00**	**30,882,695.00**	**2,919,889,859.00**	**2,919,081,858.12**	**808,000.88**	**2,919,076,171.11**		**813,687.89**	**2,918,760,780.65**	**315,390.46**	**2,917,225,583.65**	**1,535,197.00**	
DAF 03	**MARINA DE GUERRA**												
UE 0001	**MARINA DE GUERRA**												
1 SERVICIOS PERSONALES	1,044,361,567.00	-39,873,969.93	1,004,487,597.07	1,004,487,597.07	0.00	1,004,487,597.07	100%	0.00	1,004,487,597.07	0.00	1,004,487,597.07	0.00	100%
2 SERVICIOS NO PERSONALES	39,991,158.00	423,278.20	40,414,436.20	40,414,436.20	0.00	40,414,436.20	100%	0.00	40,414,436.20	0.00	40,414,436.20	0.00	100%
3 MATERIALES Y SUMINISTROS	261,276,459.00	32,674,856.82	293,951,315.82	293,950,404.72	911.10	293,950,404.72	100%	911.10	291,250,564.72	2,699,840.00	289,476,444.72	1,774,120.00	99%
4 TRANSFERENCIAS CORRIENTES	14,400,000.00	960,907.68	15,360,907.68	15,360,907.68	0.00	15,360,907.68	100%	0.00	15,360,907.68	0.00	15,360,907.68	0.00	100%
6 ACTIVOS NO FINANCIEROS	3,200,000.00	-422,901.77	2,777,098.23	2,777,078.25	19.98	2,777,078.25	100%	19.98	2,777,078.25	0.00	2,433,698.23	343,380.02	88%
Total UE:	**1,363,229,184.00**	**-6,237,829.00**	**1,356,991,355.00**	**1,356,990,423.92**	**931.08**	**1,356,990,423.92**		**931.08**	**1,354,290,583.92**	**2,699,840.00**	**1,352,173,083.90**	**2,117,500.02**	
Total DAF:	**1,363,229,184.00**	**-6,237,829.00**	**1,356,991,355.00**	**1,356,990,423.92**	**931.08**	**1,356,990,423.92**		**931.08**	**1,354,290,583.92**	**2,699,840.00**	**1,352,173,083.90**	**2,117,500.02**	
DAF 04	**FUERZA AÉREA DOMINICANA**												
UE 0001	**FUERZA AEREA DOMINICANA**												
1 SERVICIOS PERSONALES	1,155,191,815.00	-9,602,304.66	1,145,589,510.34	1,145,446,679.26	142,831.08	1,145,446,679.26	100%	142,831.08	1,145,446,679.26	0.00	1,145,446,679.26	0.00	100%
2 SERVICIOS NO PERSONALES	62,413,724.00	-10,409,551.59	52,004,172.41	51,836,536.91	167,635.50	51,835,466.91	100%	168,705.50	51,830,830.50	4,636.41	49,032,320.50	2,798,510.00	95%
3 MATERIALES Y SUMINISTROS	204,644,111.00	36,427,085.35	241,071,196.35	240,658,648.55	412,547.80	240,658,648.55	100%	412,547.80	240,564,532.92	94,115.63	214,599,686.90	25,964,846.02	89%
4 TRANSFERENCIAS CORRIENTES	56,161,632.00	1,021,138.53	57,182,770.53	57,182,770.53	0.00	57,182,770.53	100%	0.00	57,182,770.53	0.00	56,980,288.86	202,481.67	100%
6 ACTIVOS NO FINANCIEROS	0.00	16,357,870.52	16,357,870.52	16,357,870.52	0.00	16,357,870.52	100%	0.00	16,242,161.60	115,708.92	10,115,568.56	6,126,593.04	62%
Total UE:	**1,478,411,282.00**	**33,794,238.15**	**1,512,205,520.15**	**1,511,482,505.77**	**723,014.38**	**1,511,481,435.77**		**724,084.38**	**1,511,266,974.81**	**214,460.96**	**1,476,174,544.08**	**35,092,430.73**	
UE 0002	**HOSPITAL RAMON DE LARA**												
1 SERVICIOS PERSONALES	188,583,184.00	-6,078,118.15	182,505,065.85	182,373,385.87	131,679.98	182,373,385.87	100%	131,679.98	182,373,385.87	0.00	182,373,385.87	0.00	100%
2 SERVICIOS NO PERSONALES	10,855,301.00	-1,017,000.96	9,838,300.04	9,824,657.71	13,642.33	9,824,657.71	100%	13,642.33	9,824,657.71	0.00	9,669,525.71	155,132.00	98%
3 MATERIALES Y SUMINISTROS	123,336,715.00	11,537,046.28	134,873,761.28	134,462,403.58	411,357.70	134,462,403.58	100%	411,357.70	134,462,344.85	58.73	132,237,344.85	2,225,000.00	98%

EJECUCION DEL GASTO CONSOLIDADO POR CAPITULO, DEPENDENCIA,DAF UE Y OBJETO

Sistema Integrado de Gestión Financiera

Periodo: 2007

Del: 01/01/07 Al: 30/04/2008

(VALORES EN RD$)

Descripcion 1	Apropiacion Original 2	Modificaciones Presupuestarias 3	Apropiacion Vigente 4	Prevision de la Apropiacion 5	Disponible Temporal 6	Compromiso 7	% 8=7/5	Apropiacion Disponible 9=(4-7)	Devengado 10	Compromiso no Devengado 11=(7-10)	Pagado 12	Devengado no Pagado 13=(10-12)	% 14=12/
Capitulo 0203	SEC. DE ESTADO DE LAS FF AA												
Dependencia 01	SEC. DE ESTADO DE LAS FF AA												
DAF 04	FUERZA AÉREA DOMINICANA												
UE 0002	HOSPITAL RAMON DE LARA												
6 ACTIVOS NO FINANCIEROS	13,600,496.00	-6,569,723.32	7,030,772.68	7,023,772.94	6,999.74	7,023,772.94	100%	6,999.74	7,023,772.94	0.00	6,867,256.94	156,516.00	98%
Total UE:	**336,375,696.00**	**-2,127,796.15**	**334,247,899.85**	**333,684,220.10**	**563,679.75**	**333,684,220.10**		**563,679.75**	**333,684,161.37**	**58.73**	**331,147,513.37**	**2,536,648.00**	
Total DAF:	**1,814,786,978.00**	**31,666,442.00**	**1,846,453,420.00**	**1,845,166,725.87**	**1,286,694.13**	**1,845,165,655.87**		**1,287,764.13**	**1,844,951,136.18**	**214,519.69**	**1,807,322,057.45**	**37,629,078.73**	
Total Dependencia:	**8,977,527,457.00**	**186,347,021.10**	**9,163,874,478.10**	**9,157,339,798.55**	**6,534,679.55**	**9,156,980,536.98**		**6,893,941.12**	**9,153,314,439.06**	**3,666,097.92**	**9,038,859,184.44**	**114,455,254.62**	
Total Capitulo:	**8,977,527,457.00**	**186,347,021.10**	**9,163,874,478.10**	**9,157,339,798.55**	**6,534,679.55**	**9,156,980,536.98**		**6,893,941.12**	**9,153,314,439.06**	**3,666,097.92**	**9,038,859,184.44**	**114,455,254.62**	

EJECUCION DEL GASTO CONSOLIDADO POR CAPITULO, DEPENDENCIA,DAF UE Y OBJETO

Sistema Integrado de Gestión Financiera

Periodo: 2007

Del: 01/01/07 Al: 30/04/2008

(VALORES EN RD$)

Descripcion 1	Apropiacion Original 2	Modificaciones Presupuestarias 3	Apropiacion Vigente 4	Prevision de la Apropiacion 5	Disponible Temporal 6	Compromiso 7	% 8=7/5	Apropiacion Disponible 9=(4-7)	Devengado 10	Compromiso no Devengado 11=(7-10)	Pagado 12	Devengado no Pagado 13=(10-12)	% 14=12/
Capitulo 0204	**SEC. DE ESTADO DE REL. EXT.**												
Dependencia 01	**SEC. DE ESTADO DE REL. EXT.**												
DAF 01	**DIRECCION ADMINISTRATIVA Y FINANCIERA**												
UE 0001	**SECRETARIA DE ESTADO DE RELACIONES EXTERIORES**												
1 SERVICIOS PERSONALES	1,111,821,734.00	94,582,207.00	1,206,403,941.00	1,202,271,136.90	4,132,804.10	1,202,174,503.57	100%	4,229,437.43	1,202,161,490.37	13,013.20	1,200,631,487.42	1,530,002.95	100%
2 SERVICIOS NO PERSONALES	678,763,153.00	123,387,507.74	802,150,660.74	801,236,333.28	914,327.46	799,149,981.18	100%	3,000,679.56	798,189,904.96	960,076.22	741,557,687.00	56,632,217.96	93%
3 MATERIALES Y SUMINISTROS	488,585,835.00	-21,252,415.73	467,333,419.27	464,642,383.24	2,691,036.03	464,642,383.24	100%	2,691,036.03	464,386,311.24	256,072.00	413,403,726.56	50,982,584.66	89%
4 TRANSFERENCIAS CORRIENTES	67,808,775.00	-1,032,965.39	66,775,809.61	66,663,141.32	112,668.29	66,663,141.32	100%	112,668.29	66,642,981.32	20,160.00	66,258,520.10	384,461.22	99%
6 ACTIVOS NO FINANCIEROS	30,549,566.00	28,963,739.83	59,513,305.83	59,141,307.93	371,997.90	59,141,307.93	100%	371,997.90	58,618,321.93	522,986.00	56,598,347.54	2,019,974.39	97%
Total UE:	**2,377,529,063.00**	**224,648,073.45**	**2,602,177,136.45**	**2,593,954,302.67**	**8,222,833.78**	**2,591,771,317.24**		**10,405,819.21**	**2,589,999,009.82**	**1,772,307.42**	**2,478,449,768.64**	**111,549,241.18**	
Total DAF:	**2,377,529,063.00**	**224,648,073.45**	**2,602,177,136.45**	**2,593,954,302.67**	**8,222,833.78**	**2,591,771,317.24**		**10,405,819.21**	**2,589,999,009.82**	**1,772,307.42**	**2,478,449,768.64**	**111,549,241.18**	
DAF 02	**DIRECCIÓN GENERAL DE PASAPORTES**												
UE 0001	**DIRECCION GENERAL DE PASAPORTES**												
1 SERVICIOS PERSONALES	81,246,678.00	0.00	81,246,678.00	78,332,020.33	2,914,657.67	78,332,020.33	100%	2,914,657.67	78,332,020.33	0.00	77,986,268.48	345,751.85	100%
2 SERVICIOS NO PERSONALES	56,550,742.00	3,272,096.60	59,822,838.60	55,439,118.66	4,383,719.94	55,384,118.66	100%	4,438,719.94	55,348,825.11	35,293.55	50,449,145.26	4,899,679.85	91%
3 MATERIALES Y SUMINISTROS	96,907,927.00	-35,793,264.23	61,114,662.77	60,677,054.36	437,608.39	60,677,054.36	100%	437,608.39	60,658,625.56	18,428.82	57,500,380.56	3,158,245.00	95%
6 ACTIVOS NO FINANCIEROS	2,355,540.00	32,521,167.63	34,876,707.63	34,291,928.92	584,778.71	34,291,928.92	100%	584,778.71	34,291,928.92	0.00	32,676,707.63	1,615,221.29	95%
Total UE:	**237,060,887.00**	**0.00**	**237,060,887.00**	**228,740,122.29**	**8,320,764.71**	**228,685,122.29**		**8,375,764.71**	**228,631,399.92**	**53,722.37**	**218,612,501.93**	**10,018,897.99**	
Total DAF:	**237,060,887.00**	**0.00**	**237,060,887.00**	**228,740,122.29**	**8,320,764.71**	**228,685,122.29**		**8,375,764.71**	**228,631,399.92**	**53,722.37**	**218,612,501.93**	**10,018,897.99**	
Total Dependencia:	**2,614,589,950.00**	**224,648,073.45**	**2,839,238,023.45**	**2,822,694,424.96**	**16,543,598.49**	**2,820,456,439.53**		**18,781,583.92**	**2,818,630,409.74**	**1,826,029.79**	**2,697,062,270.57**	**121,568,139.17**	
Total Capitulo:	**2,614,589,950.00**	**224,648,073.45**	**2,839,238,023.45**	**2,822,694,424.96**	**16,543,598.49**	**2,820,456,439.53**		**18,781,583.92**	**2,818,630,409.74**	**1,826,029.79**	**2,697,062,270.57**	**121,568,139.17**	

EJECUCION DEL GASTO CONSOLIDADO POR CAPITULO, DEPENDENCIA,DAF UE Y OBJETO

Sistema Integrado de Gestión Financiera

Periodo: 2007

Del: 01/01/07 Al: 30/04/2008

(VALORES EN RD$)

Descripcion 1	Apropiacion Original 2	Modificaciones Presupuestarias 3	Apropiacion Vigente 4	Prevision de la Apropiacion 5	Disponible Temporal 6	Compromiso 7	% 8=7/5	Apropiacion Disponible 9=(4-7)	Devengado 10	Compromiso no Devengado 11=(7-10)	Pagado 12	Devengado no Pagado 13=(10-12)	% 14=12/
Capitulo 0205	**SECRETARIA DE ESTADO DE HACIENDA**												
Dependencia 01	**SECRETARIA DE ESTADO DE HACIENDA**												
DAF 01	**SUBSECRETARIA ADMINISTRATIVA**												
UE 0001	**SECRETARIA DE ESTADO DE HACIENDA**												
1 SERVICIOS PERSONALES	155,044,360.00	3,556,856.00	158,601,216.00	156,524,841.73	2,076,374.27	156,524,841.73	100%	2,076,374.27	156,524,841.73	0.00	156,454,897.42	69,944.31	100%
2 SERVICIOS NO PERSONALES	34,249,862.00	11,739,143.00	45,989,005.00	45,742,494.06	246,510.92	45,606,184.06	100%	382,820.92	45,606,184.06	0.00	40,606,184.15	4,999,999.93	89%
3 MATERIALES Y SUMINISTROS	849,620.00	2,437,000.00	3,286,620.00	2,296,792.40	989,827.60	2,296,792.40	100%	989,827.60	2,296,792.40	0.00	1,530,108.80	766,683.60	67%
4 TRANSFERENCIAS CORRIENTES	4,618,392,473.00	176,511,892.00	4,794,904,365.00	4,794,605,513.50	298,851.50	4,794,605,513.50	100%	298,851.50	4,794,605,513.50	0.00	4,709,607,862.50	84,997,651.00	98%
5 TRANSFERENCIAS DE CAPITAL	3,282,330,000.25	557,450,403.70	3,839,780,403.95	3,839,354,294.53	426,109.42	3,839,354,294.53	100%	426,109.42	3,839,354,294.53	0.00	3,839,354,294.53	0.00	100%
8 PASIVOS FINANCIEROS	645,000,000.00	0.00	645,000,000.00	645,000,000.00	0.00	645,000,000.00	100%	0.00	645,000,000.00	0.00	645,000,000.00	0.00	100%
Total UE:	**8,735,866,315.25**	**751,695,294.70**	**9,487,561,609.95**	**9,483,523,936.24**	**4,037,673.71**	**9,483,387,626.24**		**4,173,983.71**	**9,483,387,626.24**	**0.00**	**9,392,553,347.40**	**90,834,278.84**	
UE 0002	**DIRECCION NACIONAL DE CATASTRO**												
1 SERVICIOS PERSONALES	32,231,853.00	1,263,550.89	33,495,403.89	33,246,764.27	248,639.62	33,132,562.48	100%	362,841.41	33,132,562.48	0.00	31,260,079.48	1,872,483.00	94%
2 SERVICIOS NO PERSONALES	13,273,053.00	-21,800.00	13,251,253.00	12,957,491.21	293,761.79	12,456,442.56	96%	794,810.42	12,413,870.87	42,571.71	12,168,898.36	244,972.51	98%
3 MATERIALES Y SUMINISTROS	4,191,244.00	781,000.00	4,972,244.00	4,598,809.99	373,434.01	4,598,809.99	100%	373,434.01	4,550,386.31	48,423.68	4,415,143.27	135,243.04	97%
4 TRANSFERENCIAS CORRIENTES	209,562.00	0.00	209,562.00	131,570.00	77,992.00	131,570.00	100%	77,992.00	124,520.00	7,050.00	124,520.00	0.00	100%
6 ACTIVOS NO FINANCIEROS	4,964,000.00	-2,027,224.89	2,936,775.11	2,740,804.79	195,970.32	2,740,804.79	100%	195,970.32	2,701,524.82	39,279.97	2,161,053.60	540,471.22	80%
Total UE:	**54,869,712.00**	**-4,474.00**	**54,865,238.00**	**53,675,440.26**	**1,189,797.74**	**53,060,189.84**		**1,805,048.16**	**52,922,864.48**	**137,325.36**	**50,129,694.71**	**2,793,169.77**	
UE 0003	**ADMINISTRACION GENERAL DE BIENES NACIONALES**												
1 SERVICIOS PERSONALES	187,559,835.00	-6,651,900.00	180,907,935.00	178,157,632.63	2,750,302.37	178,157,632.63	100%	2,750,302.37	178,157,632.63	0.00	177,761,347.29	396,285.34	100%
2 SERVICIOS NO PERSONALES	23,651,124.00	2,879,744.00	26,530,868.00	25,085,617.56	1,445,250.44	25,045,896.56	100%	1,484,971.44	24,458,222.27	587,674.29	21,796,828.65	2,661,393.62	89%
3 MATERIALES Y SUMINISTROS	11,622,036.00	501,156.00	12,123,192.00	9,911,151.39	2,212,040.61	9,911,151.39	100%	2,212,040.61	9,729,993.79	181,157.60	9,543,963.92	186,029.87	98%
4 TRANSFERENCIAS CORRIENTES	0.00	1,000,000.00	1,000,000.00	0.00	1,000,000.00	0.00	0%	1,000,000.00	0.00	0.00	0.00	0.00	0%
6 ACTIVOS NO FINANCIEROS	998,876.00	1,171,000.00	2,169,876.00	2,102,396.99	67,479.01	2,102,396.99	100%	67,479.01	2,102,196.99	200.00	2,102,196.99	0.00	100%
Total UE:	**223,831,871.00**	**-1,100,000.00**	**222,731,871.00**	**215,256,798.57**	**7,475,072.43**	**215,217,077.57**		**7,514,793.43**	**214,448,045.68**	**769,031.89**	**211,204,336.85**	**3,243,708.83**	
UE 0004	**DIRECCION GENERAL DE APROVISIONAMIENTO DEL ESTADO**												
1 SERVICIOS PERSONALES	21,740,451.00	-774,670.00	20,965,781.00	20,178,127.97	787,653.03	19,233,908.97	95%	1,731,872.03	19,233,908.97	0.00	19,233,908.97	0.00	100%
2 SERVICIOS NO PERSONALES	4,327,492.00	691,848.25	5,019,340.25	4,291,263.79	728,076.46	4,036,293.79	94%	983,046.46	4,006,293.79	30,000.00	3,767,957.57	238,336.22	94%
3 MATERIALES Y SUMINISTROS	4,376,760.00	-1,098,558.25	3,278,201.75	2,392,015.26	886,186.49	2,392,015.26	100%	886,186.49	2,385,897.27	6,117.99	2,385,897.27	0.00	100%
4 TRANSFERENCIAS CORRIENTES	300,000.00	0.00	300,000.00	85,930.00	214,070.00	85,930.00	100%	214,070.00	85,930.00	0.00	85,930.00	0.00	100%
6 ACTIVOS NO FINANCIEROS	14,447,596.00	-3,821,806.00	10,625,790.00	7,787,547.85	2,838,242.15	3,829,867.72	49%	6,795,922.28	3,829,867.72	0.00	3,829,867.72	0.00	100%
Total UE:	**45,192,299.00**	**-5,003,186.00**	**40,189,113.00**	**34,734,884.87**	**5,454,228.13**	**29,578,015.74**		**10,611,097.26**	**29,541,897.75**	**36,117.99**	**29,303,561.53**	**238,336.22**	
UE 0005	**DIRECCION GENERAL DE EXONERACIONES**												
1 SERVICIOS PERSONALES	12,463,271.00	-1,712,943.17	10,750,327.83	10,748,790.51	1,537.32	10,748,790.51	100%	1,537.32	10,748,790.51	0.00	10,748,790.51	0.00	100%
2 SERVICIOS NO PERSONALES	3,361,808.00	2,546,619.36	5,908,427.36	5,758,097.37	150,329.99	5,727,029.11	99%	181,398.25	5,727,029.11	0.00	4,890,582.04	836,447.07	85%
3 MATERIALES Y SUMINISTROS	1,559,014.00	232,400.00	1,791,414.00	1,383,712.06	407,701.94	1,383,712.06	100%	407,701.94	1,383,712.06	0.00	1,358,110.86	25,601.20	98%
4 TRANSFERENCIAS CORRIENTES	662,052.00	2,789,923.81	3,451,975.81	3,450,943.87	1,031.94	3,450,943.87	100%	1,031.94	3,450,943.87	0.00	3,288,850.89	162,092.98	95%
6 ACTIVOS NO FINANCIEROS	3,904,075.00	-3,856,000.00	48,075.00	21,167.68	26,907.32	21,167.68	100%	26,907.32	21,167.68	0.00	21,167.68	0.00	100%
Total UE:	**21,950,220.00**	**0.00**	**21,950,220.00**	**21,362,711.49**	**587,508.51**	**21,331,643.23**		**618,576.77**	**21,331,643.23**	**0.00**	**20,307,501.98**	**1,024,141.25**	
UE 0006	**INSTITUTO DE CAPACITACIÓN TRIBUTARIA**												
1 SERVICIOS PERSONALES	22,035,156.00	-2,462,010.82	19,573,145.18	19,573,050.19	94.99	19,573,050.19	100%	94.99	19,573,050.19	0.00	19,358,500.19	214,550.00	99%
2 SERVICIOS NO PERSONALES	2,615,145.00	1,591,065.66	4,206,210.66	4,201,820.38	4,390.28	4,201,820.38	100%	4,390.28	4,116,385.38	85,435.00	4,107,007.78	9,377.60	100%
3 MATERIALES Y SUMINISTROS	2,244,260.00	-3,794.52	2,240,465.48	2,233,912.75	6,552.73	2,233,912.75	100%	6,552.73	2,233,912.75	0.00	2,020,059.01	213,853.74	90%
6 ACTIVOS NO FINANCIEROS	511,200.00	874,739.68	1,385,939.68	1,382,504.17	3,435.51	1,382,504.17	100%	3,435.51	1,382,504.17	0.00	1,382,504.17	0.00	100%
Total UE:	**27,405,761.00**	**0.00**	**27,405,761.00**	**27,391,287.49**	**14,473.51**	**27,391,287.49**		**14,473.51**	**27,305,852.49**	**85,435.00**	**26,868,071.15**	**437,781.34**	
Total DAF:	**9,109,116,178.25**	**745,587,634.70**	**9,854,703,812.95**	**9,835,945,058.92**	**18,758,754.03**	**9,829,965,840.11**		**24,737,972.84**	**9,828,937,929.87**	**1,027,910.24**	**9,730,366,513.62**	**98,571,416.25**	
DAF 02	**PROGRAMA DE ADM. FINANCIERA INTEGRADA**												
UE 0001	**PROGRAMA DE ADMINISTRACION FINANCIERA INTEGRADA**												
1 SERVICIOS PERSONALES	26,917,092.00	44,522,714.69	71,439,806.69	71,439,806.69	0.00	71,439,806.69	100%	0.00	71,439,806.69	0.00	71,439,806.69	0.00	100%
2 SERVICIOS NO PERSONALES	4,662,324.00	141,511.21	4,803,835.21	4,803,835.21	0.00	4,803,835.21	100%	0.00	4,803,835.21	0.00	4,803,835.21	0.00	100%
3 MATERIALES Y SUMINISTROS	1,500,000.00	0.00	1,500,000.00	1,500,000.00	0.00	1,500,000.00	100%	0.00	1,500,000.00	0.00	1,500,000.00	0.00	100%
6 ACTIVOS NO FINANCIEROS	6,920,585.00	0.00	6,920,585.00	6,920,585.00	0.00	6,920,585.00	100%	0.00	6,920,585.00	0.00	6,920,585.00	0.00	100%

EJECUCION DEL GASTO CONSOLIDADO POR CAPITULO, DEPENDENCIA,DAF UE Y OBJETO

Sistema Integrado de Gestión Financiera

Periodo: 2007

Del: 01/01/07 Al: 30/04/2008

(VALORES EN RD$)

Descripcion 1	Apropiacion Original 2	Modificaciones Presupuestarias 3	Apropiacion Vigente 4	Prevision de la Apropiacion 5	Disponible Temporal 6	Compromiso 7	% 8=7/5	Apropiacion Disponible 9=(4-7)	Devengado 10	Compromiso no Devengado 11=(7-10)	Pagado 12	Devengado no Pagado 13=(10-12)	% 14=12/
Capitulo 0205	**SECRETARIA DE ESTADO DE HACIENDA**												
Dependencia 01	**SECRETARIA DE ESTADO DE HACIENDA**												
DAF 02	**PROGRAMA DE ADM. FINANCIERA INTEGRADA**												
UE 0001	**PROGRAMA DE ADMINISTRACION FINANCIERA INTEGRADA**												
Total UE:	**40,000,001.00**	**44,664,225.90**	**84,664,226.90**	**84,664,226.90**	**0.00**	**84,664,226.90**		**0.00**	**84,664,226.90**	**0.00**	**84,664,226.90**	**0.00**	
Total DAF:	**40,000,001.00**	**44,664,225.90**	**84,664,226.90**	**84,664,226.90**	**0.00**	**84,664,226.90**		**0.00**	**84,664,226.90**	**0.00**	**84,664,226.90**	**0.00**	
DAF 03	**TESORERÍA NACIONAL**												
UE 0001	**TESORERIA NACIONAL**												
1 SERVICIOS PERSONALES	64,103,966.00	-3,586,972.72	60,516,993.28	52,656,113.60	7,860,879.68	52,611,113.60	100%	7,905,879.68	52,611,113.60	0.00	52,547,232.66	63,880.94	100%
2 SERVICIOS NO PERSONALES	30,433,488.00	-9,463,144.00	20,970,344.00	16,287,326.53	4,683,017.47	16,286,951.85	100%	4,683,392.15	16,141,887.42	145,064.43	15,977,414.93	164,472.49	99%
3 MATERIALES Y SUMINISTROS	61,925,164.00	-10,699,830.28	51,225,333.72	40,413,693.45	10,811,640.27	40,413,693.45	100%	10,811,640.27	40,386,295.87	27,397.58	39,272,703.31	1,113,592.56	97%
4 TRANSFERENCIAS CORRIENTES	1,631,000.00	2,400,000.00	4,031,000.00	3,205,197.33	825,802.67	3,205,197.33	100%	825,802.67	3,205,197.33	0.00	3,205,197.33	0.00	100%
6 ACTIVOS NO FINANCIEROS	16,791,973.00	-3,942,858.00	12,849,115.00	12,267,255.78	581,859.22	12,267,255.78	100%	581,859.22	12,267,255.78	0.00	11,575,534.40	691,721.38	94%
Total UE:	**174,885,591.00**	**-25,292,805.00**	**149,592,786.00**	**124,829,586.69**	**24,763,199.31**	**124,784,212.01**		**24,808,573.99**	**124,611,750.00**	**172,462.01**	**122,578,082.63**	**2,033,667.37**	
Total DAF:	**174,885,591.00**	**-25,292,805.00**	**149,592,786.00**	**124,829,586.69**	**24,763,199.31**	**124,784,212.01**		**24,808,573.99**	**124,611,750.00**	**172,462.01**	**122,578,082.63**	**2,033,667.37**	
DAF 04	**DIRECCIÓN GRAL. DE CONTABILIDAD GUB.**												
UE 0001	**DIRECCIÓN GENERAL DE CONTABILIDAD GUBERNAMENTAL**												
1 SERVICIOS PERSONALES	42,561,654.00	-1,700,356.00	40,861,298.00	36,107,714.74	4,753,583.26	35,960,287.90	100%	4,901,010.10	35,960,287.90	0.00	35,727,805.56	232,482.34	99%
2 SERVICIOS NO PERSONALES	10,225,840.00	1,034,544.62	11,260,384.62	10,578,463.36	681,921.24	10,578,463.36	100%	681,921.24	10,574,878.96	3,584.40	9,405,541.51	1,169,337.47	89%
3 MATERIALES Y SUMINISTROS	3,763,368.00	801,482.00	4,564,850.00	4,025,574.97	539,275.03	4,025,574.97	100%	539,275.03	4,025,574.97	0.00	3,108,187.79	917,387.18	77%
6 ACTIVOS NO FINANCIEROS	2,211,925.00	-135,670.62	2,076,254.38	1,932,736.47	143,517.91	1,932,736.47	100%	143,517.91	1,932,736.47	0.00	1,117,294.29	815,442.18	58%
Total UE:	**58,762,787.00**	**0.00**	**58,762,787.00**	**52,644,489.56**	**6,118,297.44**	**52,497,062.72**		**6,265,724.28**	**52,493,478.32**	**3,584.40**	**49,358,829.15**	**3,134,649.17**	
Total DAF:	**58,762,787.00**	**0.00**	**58,762,787.00**	**52,644,489.56**	**6,118,297.44**	**52,497,062.72**		**6,265,724.28**	**52,493,478.32**	**3,584.40**	**49,358,829.15**	**3,134,649.17**	
DAF 05	**DIRECCION GENERAL DE PRESUPUESTO**												
UE 0001	**DIRECCION GENERAL DE PRESUPUESTO**												
1 SERVICIOS PERSONALES	149,760,290.00	-53,847,406.97	95,912,883.03	93,064,191.36	2,848,691.67	93,064,191.36	100%	2,848,691.67	93,064,191.36	0.00	93,061,791.36	2,400.00	100%
2 SERVICIOS NO PERSONALES	73,070,466.00	-32,660,013.58	40,410,452.42	25,398,098.73	15,012,353.69	25,398,098.73	100%	15,012,353.69	25,398,098.73	0.00	23,861,397.71	1,536,701.02	94%
3 MATERIALES Y SUMINISTROS	29,544,692.00	-7,519,602.00	22,025,090.00	14,659,972.49	7,365,117.51	14,659,972.49	100%	7,365,117.51	14,613,992.49	45,980.00	14,277,214.04	336,778.45	98%
4 TRANSFERENCIAS CORRIENTES	3,200,000.00	4,923,721.00	8,123,721.00	4,864,674.00	3,259,047.00	4,864,674.00	100%	3,259,047.00	4,864,674.00	0.00	4,758,674.00	106,000.00	98%
6 ACTIVOS NO FINANCIEROS	16,751,970.00	2,689,914.55	19,441,884.55	15,386,195.81	4,055,688.74	12,777,349.02	83%	6,664,535.53	12,777,349.02	0.00	6,420,329.59	6,357,019.43	50%
Total UE:	**272,327,418.00**	**-86,413,387.00**	**185,914,031.00**	**153,373,132.39**	**32,540,898.61**	**150,764,285.60**		**35,149,745.40**	**150,718,305.60**	**45,980.00**	**142,379,406.70**	**8,338,898.90**	
Total DAF:	**272,327,418.00**	**-86,413,387.00**	**185,914,031.00**	**153,373,132.39**	**32,540,898.61**	**150,764,285.60**		**35,149,745.40**	**150,718,305.60**	**45,980.00**	**142,379,406.70**	**8,338,898.90**	
Total Dependencia:	**9,655,091,975.25**	**678,545,668.60**	**10,333,637,643.85**	**10,251,456,494.46**	**82,181,149.39**	**10,242,675,627.34**		**90,962,016.51**	**10,241,425,690.69**	**1,249,936.65**	**10,129,347,059.00**	**112,078,631.69**	
Total Capitulo:	**9,655,091,975.25**	**678,545,668.60**	**10,333,637,643.85**	**10,251,456,494.46**	**82,181,149.39**	**10,242,675,627.34**		**90,962,016.51**	**10,241,425,690.69**	**1,249,936.65**	**10,129,347,059.00**	**112,078,631.69**	

EJECUCION DEL GASTO CONSOLIDADO POR CAPITULO, DEPENDENCIA,DAF UE Y OBJETO

Sistema Integrado de Gestión Financiera

Periodo: 2007

Del: 01/01/07 Al: 30/04/2008

(VALORES EN RD$)

Descripcion 1	Apropiacion Original 2	Modificaciones Presupuestarias 3	Apropiacion Vigente 4	Prevision de la Apropiacion 5	Disponible Temporal 6	Compromiso 7	% 8=7/5	Apropiacion Disponible 9=(4-7)	Devengado 10	Compromiso no Devengado 11=(7-10)	Pagado 12	Devengado no Pagado 13=(10-12)	% 14=12/
Capitulo 0206	**SEC. DE ESTADO DE EDUCACIÓN**												
Dependencia 01	**SEC. DE ESTADO DE EDUCACION**												
DAF 01	**SUBSECRETARIA ADMINISTRATIVA**												
UE 0001	**SECRETARIA DE ESTADO DE EDUCACION**												
1 SERVICIOS PERSONALES	13,271,137,247.00	1,053,882,592.77	14,325,019,839.77	14,323,665,868.13	1,353,971.64	14,323,305,868.13	100%	1,713,971.64	14,323,305,868.13	0.00	14,319,486,434.44	3,819,433.69	100%
2 SERVICIOS NO PERSONALES	278,433,640.00	4,961,090.88	283,394,730.88	274,219,615.42	9,175,115.46	269,279,512.06	98%	14,115,218.82	267,023,748.73	2,255,763.33	264,075,545.73	2,948,203.00	99%
3 MATERIALES Y SUMINISTROS	3,662,715,611.00	-330,693,430.98	3,332,022,180.02	3,199,688,219.64	132,333,960.38	3,199,688,219.64	100%	132,333,960.38	3,195,726,961.26	3,961,258.38	3,150,116,456.59	45,610,504.67	99%
4 TRANSFERENCIAS CORRIENTES	2,337,046,424.00	-4,407,478.59	2,332,638,945.41	2,332,575,270.85	63,674.56	2,332,575,270.85	100%	63,674.56	2,332,575,270.85	0.00	2,332,545,270.85	30,000.00	100%
6 ACTIVOS NO FINANCIEROS	3,187,207,740.00	436,242,321.10	3,623,450,061.10	3,199,741,990.21	423,708,070.89	3,196,566,950.93	100%	426,883,110.17	3,165,621,925.97	30,945,024.96	3,004,568,202.02	161,053,723.95	95%
Total UE:	**22,736,540,662.00**	**1,159,985,095.18**	**23,896,525,757.18**	**23,329,890,964.25**	**566,634,792.93**	**23,321,415,821.61**		**575,109,935.57**	**23,284,253,774.94**	**37,162,046.67**	**23,070,791,909.63**	**213,461,865.31**	
Total DAF:	**22,736,540,662.00**	**1,159,985,095.18**	**23,896,525,757.18**	**23,329,890,964.25**	**566,634,792.93**	**23,321,415,821.61**		**575,109,935.57**	**23,284,253,774.94**	**37,162,046.67**	**23,070,791,909.63**	**213,461,865.31**	
DAF 02	**OFICINA COORD. DE PROYECTO INT.**												
UE 0001	**OFICINA COORDINADORA DE PROYECTO INTERNACIONAL**												
1 SERVICIOS PERSONALES	1,397,922,618.00	-884,454,412.06	513,468,205.94	283,648,077.40	229,820,128.54	283,648,077.40	100%	229,820,128.54	283,648,077.40	0.00	283,648,077.40	0.00	100%
2 SERVICIOS NO PERSONALES	698,333,300.00	-230,894,411.07	467,438,888.93	275,854,780.20	191,584,108.73	275,854,780.20	100%	191,584,108.73	275,854,780.20	0.00	275,854,780.20	0.00	100%
3 MATERIALES Y SUMINISTROS	0.00	66,334,996.66	66,334,996.66	59,987,164.98	6,347,831.68	59,987,164.98	100%	6,347,831.68	59,987,164.98	0.00	59,987,164.98	0.00	100%
6 ACTIVOS NO FINANCIEROS	0.00	309,475,685.91	309,475,685.91	302,256,755.79	7,218,930.12	302,256,755.79	100%	7,218,930.12	302,256,755.79	0.00	302,256,755.79	0.00	100%
Total UE:	**2,096,255,918.00**	**-739,538,140.56**	**1,356,717,777.44**	**921,746,778.37**	**434,970,999.07**	**921,746,778.37**		**434,970,999.07**	**921,746,778.37**	**0.00**	**921,746,778.37**	**0.00**	
Total DAF:	**2,096,255,918.00**	**-739,538,140.56**	**1,356,717,777.44**	**921,746,778.37**	**434,970,999.07**	**921,746,778.37**		**434,970,999.07**	**921,746,778.37**	**0.00**	**921,746,778.37**	**0.00**	
DAF 03	**OFICINA COORD. DE PROYECTO INT. (KFW)**												
UE 0001	**OFICINA COORDINADORA DE PROYECTO INTERNACIONAL (KFW)**												
2 SERVICIOS NO PERSONALES	0.00	115,469.78	115,469.78	115,469.78	0.00	115,469.78	100%	0.00	115,469.78	0.00	115,469.78	0.00	100%
6 ACTIVOS NO FINANCIEROS	0.00	117,706,567.08	117,706,567.08	117,706,567.08	0.00	117,706,567.08	100%	0.00	117,706,567.08	0.00	117,706,567.08	0.00	100%
Total UE:	**0.00**	**117,822,036.86**	**117,822,036.86**	**117,822,036.86**	**0.00**	**117,822,036.86**		**0.00**	**117,822,036.86**	**0.00**	**117,822,036.86**	**0.00**	
Total DAF:	**0.00**	**117,822,036.86**	**117,822,036.86**	**117,822,036.86**	**0.00**	**117,822,036.86**		**0.00**	**117,822,036.86**	**0.00**	**117,822,036.86**	**0.00**	
Total Dependencia:	**24,832,796,580.00**	**538,268,991.48**	**25,371,065,571.48**	**24,369,459,779.48**	**1,001,605,792.00**	**24,360,984,636.84**		**1,010,080,934.64**	**24,323,822,590.17**	**37,162,046.67**	**24,110,360,724.86**	**213,461,865.31**	
Total Capitulo:	**24,832,796,580.00**	**538,268,991.48**	**25,371,065,571.48**	**24,369,459,779.48**	**1,001,605,792.00**	**24,360,984,636.84**		**1,010,080,934.64**	**24,323,822,590.17**	**37,162,046.67**	**24,110,360,724.86**	**213,461,865.31**	

EJECUCION DEL GASTO CONSOLIDADO POR CAPITULO, DEPENDENCIA,DAF UE Y OBJETO

Sistema Integrado de Gestión Financiera

Periodo: 2007

Del: 01/01/07 Al: 30/04/2008

(VALORES EN RD$)

Descripcion 1	Apropiacion Original 2	Modificaciones Presupuestarias 3	Apropiacion Vigente 4	Prevision de la Apropiacion 5	Disponible Temporal 6	Compromiso 7	% 8=7/5	Apropiacion Disponible 9=(4-7)	Devengado 10	Compromiso no Devengado 11=(7-10)	Pagado 12	Devengado no Pagado 13=(10-12)	% 14=12/
Capitulo 0207	**SEC. DE ESTADO DE SALUD PÚBLICA**												
Dependencia 01	**SEC. DE ESTADO DE SALUD PUBLICA**												
DAF 01	**SUBSECRETARIA ADMINISTRATIVA**												
UE 0001	**SEC. DE ESTADO DE SALUD PÚBLICA**												
1 SERVICIOS PERSONALES	419,974,916.00	45,597,421.32	465,572,337.32	465,572,327.32	10.00	465,412,327.32	100%	160,010.00	465,412,327.32	0.00	465,302,327.32	110,000.00	100%
2 SERVICIOS NO PERSONALES	618,359,649.00	51,276,729.70	669,636,378.70	651,049,563.57	18,586,815.13	647,462,131.53	99%	22,174,247.17	645,376,667.96	2,085,463.57	575,023,982.09	70,352,685.87	89%
3 MATERIALES Y SUMINISTROS	306,863,291.00	70,809,065.03	377,672,356.03	377,284,273.65	388,082.38	377,284,273.65	100%	388,082.38	376,130,218.75	1,154,054.90	375,119,248.75	1,010,970.00	100%
4 TRANSFERENCIAS CORRIENTES	4,834,821,318.00	920,396,934.16	5,755,218,252.16	5,754,542,436.93	675,815.23	5,754,542,436.93	100%	675,815.23	5,754,542,436.93	0.00	5,754,106,907.56	435,529.37	100%
5 TRANSFERENCIAS DE CAPITAL	4,452,697,759.00	2,027,439,997.74	6,480,137,756.74	5,521,811,453.04	958,326,303.70	5,521,811,453.04	100%	958,326,303.70	5,521,811,453.04	0.00	5,521,811,453.04	0.00	100%
6 ACTIVOS NO FINANCIEROS	734,686,413.00	-201,762,882.99	532,923,530.01	532,860,542.14	62,987.87	532,860,542.14	100%	62,987.87	532,860,542.14	0.00	522,414,998.34	10,445,543.80	98%
Total UE:	**11,367,403,346.00**	**2,913,757,264.96**	**14,281,160,610.96**	**13,303,120,596.65**	**978,040,014.31**	**13,299,373,164.61**		**981,787,446.35**	**13,296,133,646.14**	**3,239,518.47**	**13,213,778,917.10**	**82,354,729.04**	
Total DAF:	**11,367,403,346.00**	**2,913,757,264.96**	**14,281,160,610.96**	**13,303,120,596.65**	**978,040,014.31**	**13,299,373,164.61**		**981,787,446.35**	**13,296,133,646.14**	**3,239,518.47**	**13,213,778,917.10**	**82,354,729.04**	
DAF 02	**ASISTENCIA SOCIAL**												
UE 0001	**OFICINA DE ASISTENCIA SOCIAL**												
1 SERVICIOS PERSONALES	28,159,694.00	-1,431,696.38	26,727,997.62	26,633,510.01	94,487.61	26,633,510.01	100%	94,487.61	26,633,510.01	0.00	26,633,510.01	0.00	100%
2 SERVICIOS NO PERSONALES	659,200.00	-655,240.00	3,960.00	3,960.00	0.00	3,960.00	100%	0.00	3,960.00	0.00	3,960.00	0.00	100%
3 MATERIALES Y SUMINISTROS	162,165,738.00	-14,664,129.17	147,501,608.83	144,954,880.76	2,546,728.07	144,954,880.76	100%	2,546,728.07	144,954,880.76	0.00	144,954,880.76	0.00	100%
4 TRANSFERENCIAS CORRIENTES	56,164,381.00	10,672,665.55	66,837,046.55	66,836,300.00	746.55	66,836,300.00	100%	746.55	66,615,200.00	221,100.00	66,615,200.00	0.00	100%
6 ACTIVOS NO FINANCIEROS	0.00	6,078,400.00	6,078,400.00	6,078,400.00	0.00	6,078,400.00	100%	0.00	6,078,400.00	0.00	6,078,400.00	0.00	100%
Total UE:	**247,149,013.00**	**0.00**	**247,149,013.00**	**244,507,050.77**	**2,641,962.23**	**244,507,050.77**		**2,641,962.23**	**244,285,950.77**	**221,100.00**	**244,285,950.77**	**0.00**	
Total DAF:	**247,149,013.00**	**0.00**	**247,149,013.00**	**244,507,050.77**	**2,641,962.23**	**244,507,050.77**		**2,641,962.23**	**244,285,950.77**	**221,100.00**	**244,285,950.77**	**0.00**	
DAF 03	**SUBSECRETARIA DE SALUD COLECTIVA**												
UE 0001	**OFICINA DE SALUD COLECTIVA**												
1 SERVICIOS PERSONALES	448,872,239.00	-154,655,389.06	294,216,849.94	294,194,588.81	22,261.13	294,194,588.81	100%	22,261.13	294,194,588.81	0.00	293,899,880.81	294,708.00	100%
2 SERVICIOS NO PERSONALES	1,110,829,573.00	-996,221,361.88	114,608,211.12	110,723,919.52	3,884,291.60	108,867,185.83	98%	5,741,025.29	108,801,585.83	65,600.00	108,539,255.83	262,330.00	100%
3 MATERIALES Y SUMINISTROS	565,782,153.00	101,680,659.21	667,462,812.21	652,365,730.04	15,097,082.17	652,365,730.04	100%	15,097,082.17	650,238,860.04	2,126,870.00	634,103,017.14	16,135,842.90	98%
4 TRANSFERENCIAS CORRIENTES	0.00	17,155,958.00	17,155,958.00	17,155,957.89	0.11	17,155,957.89	100%	0.11	17,155,957.89	0.00	17,155,957.89	0.00	100%
6 ACTIVOS NO FINANCIEROS	32,276,326.00	155,864,942.78	188,141,268.78	187,708,156.13	433,112.65	187,708,156.13	100%	433,112.65	187,576,736.13	131,420.00	187,548,814.93	27,921.20	100%
Total UE:	**2,157,760,291.00**	**-876,175,190.95**	**1,281,585,100.05**	**1,262,148,352.39**	**19,436,747.66**	**1,260,291,618.70**		**21,293,481.35**	**1,257,967,728.70**	**2,323,890.00**	**1,241,246,926.60**	**16,720,802.10**	
UE 0002	**CONSEJO PRESIDENCIAL CONTRA EL SIDA (COPRESIDA)**												
1 SERVICIOS PERSONALES	7,012,350.00	190,361,318.11	197,373,668.11	197,158,194.46	215,473.65	196,807,109.46	100%	566,558.65	196,807,109.46	0.00	196,773,773.46	33,336.00	100%
2 SERVICIOS NO PERSONALES	5,664,420.00	271,585,889.53	277,250,309.53	276,075,171.58	1,175,137.95	276,064,126.09	100%	1,186,183.44	276,064,126.09	0.00	276,064,126.09	0.00	100%
3 MATERIALES Y SUMINISTROS	3,314,336.00	253,210,475.06	256,524,811.06	251,857,511.65	4,667,299.41	251,857,511.65	100%	4,667,299.41	251,745,341.65	112,170.00	251,685,341.65	60,000.00	100%
6 ACTIVOS NO FINANCIEROS	0.00	4,757,657.19	4,757,657.19	4,757,657.19	0.00	4,757,657.19	100%	0.00	4,757,657.19	0.00	4,757,657.19	0.00	100%
Total UE:	**15,991,106.00**	**719,915,339.89**	**735,906,445.89**	**729,848,534.90**	**6,057,910.99**	**729,486,404.39**		**6,420,041.50**	**729,374,234.39**	**112,170.00**	**729,280,898.39**	**93,336.00**	
Total DAF:	**2,173,751,397.00**	**-156,259,851.06**	**2,017,491,545.94**	**1,991,996,887.29**	**25,494,658.65**	**1,989,778,023.09**		**27,713,522.85**	**1,987,341,963.09**	**2,436,060.00**	**1,970,527,824.99**	**16,814,138.10**	
DAF 04	**SUBSECRETARIA DE ATENCION A LAS PERSONAS**												
UE 0001	**OFICINA DE ATENCION A LAS PERSONAS**												
1 SERVICIOS PERSONALES	8,329,357,249.00	12,689,997.85	8,342,047,246.85	8,341,047,200.85	1,000,046.00	8,340,827,073.35	100%	1,220,173.50	8,340,827,073.35	0.00	8,340,827,073.35	0.00	100%
2 SERVICIOS NO PERSONALES	240,263,046.00	116,343,221.82	356,606,267.82	353,087,766.19	3,518,501.63	349,358,080.15	99%	7,248,187.67	349,348,334.35	9,745.77	347,248,334.35	2,100,000.00	99%
3 MATERIALES Y SUMINISTROS	2,171,240,688.00	-31,210,891.31	2,140,029,796.69	2,079,644,387.73	60,385,408.96	2,079,644,387.73	100%	60,385,408.96	2,071,495,930.23	8,148,457.50	2,067,380,963.72	4,114,966.51	100%
6 ACTIVOS NO FINANCIEROS	499,899,561.60	80,846,799.22	580,746,360.82	522,123,464.82	58,622,896.00	522,123,464.82	100%	58,622,896.00	522,105,464.82	18,000.00	420,885,690.96	101,219,773.86	81%
Total UE:	**11,240,760,544.60**	**178,669,127.58**	**11,419,429,672.18**	**11,295,902,819.59**	**123,526,852.59**	**11,291,953,006.05**		**127,476,666.13**	**11,283,776,802.78**	**8,176,203.27**	**11,176,342,062.41**	**107,434,740.37**	
Total DAF:	**11,240,760,544.60**	**178,669,127.58**	**11,419,429,672.18**	**11,295,902,819.59**	**123,526,852.59**	**11,291,953,006.05**		**127,476,666.13**	**11,283,776,802.78**	**8,176,203.27**	**11,176,342,062.41**	**107,434,740.37**	
Total Dependencia:	**25,029,064,300.60**	**2,936,166,541.48**	**27,965,230,842.08**	**26,835,527,354.30**	**1,129,703,487.78**	**26,825,611,244.52**		**1,139,619,597.56**	**26,811,538,362.78**	**14,072,881.74**	**26,604,934,755.27**	**206,603,607.51**	
Total Capitulo:	**25,029,064,300.60**	**2,936,166,541.48**	**27,965,230,842.08**	**26,835,527,354.30**	**1,129,703,487.78**	**26,825,611,244.52**		**1,139,619,597.56**	**26,811,538,362.78**	**14,072,881.74**	**26,604,934,755.27**	**206,603,607.51**	

EJECUCION DEL GASTO CONSOLIDADO POR CAPITULO, DEPENDENCIA,DAF UE Y OBJETO

Sistema Integrado de Gestión Financiera

Periodo: 2007

Del: 01/01/07 Al: 30/04/2008

(VALORES EN RD$)

Descripcion 1	Apropiacion Original 2	Modificaciones Presupuestarias 3	Apropiacion Vigente 4	Prevision de la Apropiacion 5	Disponible Temporal 6	Compromiso 7	% 8=7/5	Apropiacion Disponible 9=(4-7)	Devengado 10	Compromiso no Devengado 11=(7-10)	Pagado 12	Devengado no Pagado 13=(10-12)	% 14=12/
Capitulo 0208	**SEC. DE E. DE DEP., EDUC. FÍS. Y REC.**												
Dependencia 01	**SEC. DE E. DE DEP., EDUC. FIS. Y REC.**												
DAF 01	**SUBSECRETARIA ADMINISTRATIVA**												
UE 0001	**SECRETARIA DE ESTADO DE DEPORTES, EDUCACION FISICA Y RECREACION**												
1 SERVICIOS PERSONALES	444,663,247.00	-5,955,851.99	438,707,395.01	438,706,772.77	622.24	437,756,700.01	100%	950,695.00	437,370,808.05	385,891.96	436,341,697.59	1,029,110.46	100%
2 SERVICIOS NO PERSONALES	223,838,120.00	108,611,927.10	332,450,047.10	332,438,104.81	11,942.29	332,170,689.59	100%	279,357.51	331,774,636.70	396,052.89	319,557,310.30	12,217,326.40	96%
3 MATERIALES Y SUMINISTROS	307,403,135.00	104,472,761.00	411,875,896.00	411,317,246.69	558,649.31	411,313,366.69	100%	562,529.31	410,911,566.69	401,800.00	405,992,696.70	4,918,869.99	99%
4 TRANSFERENCIAS CORRIENTES	421,445,965.00	0.00	421,445,965.00	417,340,398.42	4,105,566.58	417,340,398.42	100%	4,105,566.58	416,502,268.42	838,130.00	401,970,268.40	14,532,000.02	97%
6 ACTIVOS NO FINANCIEROS	504,132,887.00	-232,828,836.11	271,304,050.89	260,311,574.47	10,992,476.42	255,443,430.93	98%	15,860,619.96	210,213,154.39	45,230,276.54	153,048,227.13	57,164,927.26	73%
Total UE:	**1,901,483,354.00**	**-25,700,000.00**	**1,875,783,354.00**	**1,860,114,097.16**	**15,669,256.84**	**1,854,024,585.64**		**21,758,768.36**	**1,806,772,434.25**	**47,252,151.39**	**1,716,910,200.12**	**89,862,234.13**	
Total DAF:	**1,901,483,354.00**	**-25,700,000.00**	**1,875,783,354.00**	**1,860,114,097.16**	**15,669,256.84**	**1,854,024,585.64**		**21,758,768.36**	**1,806,772,434.25**	**47,252,151.39**	**1,716,910,200.12**	**89,862,234.13**	
Total Dependencia:	**1,901,483,354.00**	**-25,700,000.00**	**1,875,783,354.00**	**1,860,114,097.16**	**15,669,256.84**	**1,854,024,585.64**		**21,758,768.36**	**1,806,772,434.25**	**47,252,151.39**	**1,716,910,200.12**	**89,862,234.13**	
Total Capitulo:	**1,901,483,354.00**	**-25,700,000.00**	**1,875,783,354.00**	**1,860,114,097.16**	**15,669,256.84**	**1,854,024,585.64**		**21,758,768.36**	**1,806,772,434.25**	**47,252,151.39**	**1,716,910,200.12**	**89,862,234.13**	

EJECUCION DEL GASTO CONSOLIDADO POR CAPITULO, DEPENDENCIA,DAF UE Y OBJETO

Sistema Integrado de Gestión Financiera

Periodo: 2007

Del: 01/01/07 Al: 30/04/2008

(VALORES EN RD$)

Descripcion 1	Apropiacion Original 2	Modificaciones Presupuestarias 3	Apropiacion Vigente 4	Prevision de la Apropiacion 5	Disponible Temporal 6	Compromiso 7	% 8=7/5	Apropiacion Disponible 9=(4-7)	Devengado 10	Compromiso no Devengado 11=(7-10)	Pagado 12	Devengado no Pagado 13=(10-12)	% 14=12/
Capitulo 0209	**SEC. DE ESTADO DE TRABAJO**												
Dependencia 01	**SEC. DE ESTADO DE TRABAJO**												
DAF 01	**DIRECCION ADMINISTRATIVA Y FINANCIERA**												
UE 0001	**SECRETARIA DE ESTADO DE TRABAJO**												
1 SERVICIOS PERSONALES	210,647,272.00	63,358,450.19	274,005,722.19	240,472,090.72	33,533,631.47	240,465,590.72	100%	33,540,131.47	240,465,590.72	0.00	239,677,435.81	788,154.91	100%
2 SERVICIOS NO PERSONALES	97,604,861.00	11,479,978.78	109,084,839.78	103,220,696.18	5,864,143.60	103,220,058.63	100%	5,864,781.15	102,333,571.63	886,487.00	100,437,899.54	1,895,672.09	98%
3 MATERIALES Y SUMINISTROS	66,485,476.00	-35,886,239.13	30,599,236.87	28,352,373.38	2,246,863.49	28,352,373.38	100%	2,246,863.49	26,334,522.34	2,017,851.04	24,595,188.03	1,739,334.31	93%
4 TRANSFERENCIAS CORRIENTES	346,601,144.00	177,212,507.97	523,813,651.97	523,812,961.32	690.65	523,812,961.32	100%	690.65	523,812,961.32	0.00	523,812,961.32	0.00	100%
6 ACTIVOS NO FINANCIEROS	88,767,300.00	-8,439,347.92	80,327,952.08	78,225,668.41	2,102,283.67	65,122,214.75	83%	15,205,737.33	65,122,214.75	0.00	61,159,954.23	3,962,260.52	94%
Total UE:	**810,106,053.00**	**207,725,349.89**	**1,017,831,402.89**	**974,083,790.01**	**43,747,612.88**	**960,973,198.80**		**56,858,204.09**	**958,068,860.76**	**2,904,338.04**	**949,683,438.93**	**8,385,421.83**	
Total DAF:	**810,106,053.00**	**207,725,349.89**	**1,017,831,402.89**	**974,083,790.01**	**43,747,612.88**	**960,973,198.80**		**56,858,204.09**	**958,068,860.76**	**2,904,338.04**	**949,683,438.93**	**8,385,421.83**	
Total Dependencia:	**810,106,053.00**	**207,725,349.89**	**1,017,831,402.89**	**974,083,790.01**	**43,747,612.88**	**960,973,198.80**		**56,858,204.09**	**958,068,860.76**	**2,904,338.04**	**949,683,438.93**	**8,385,421.83**	
Total Capitulo:	**810,106,053.00**	**207,725,349.89**	**1,017,831,402.89**	**974,083,790.01**	**43,747,612.88**	**960,973,198.80**		**56,858,204.09**	**958,068,860.76**	**2,904,338.04**	**949,683,438.93**	**8,385,421.83**	

EJECUCION DEL GASTO CONSOLIDADO POR CAPITULO, DEPENDENCIA,DAF UE Y OBJETO

Sistema Integrado de Gestión Financiera

Periodo: 2007

Del: 01/01/07 Al: 30/04/2008

(VALORES EN RD$)

Descripcion 1	Apropiacion Original 2	Modificaciones Presupuestarias 3	Apropiacion Vigente 4	Prevision de la Apropiacion 5	Disponible Temporal 6	Compromiso 7	% 8=7/5	Apropiacion Disponible 9=(4-7)	Devengado 10	Compromiso no Devengado 11=(7-10)	Pagado 12	Devengado no Pagado 13=(10-12)	% 14=12/
Capitulo 0210	**SEC. DE ESTADO DE AGRICULTURA**												
Dependencia 01	**SEC. DE ESTADO DE AGRICULTURA**												
DAF 01	**SUBSECRETARIA ADMINISTRATIVA**												
UE 0001	**SECRETARIA DE ESTADO DE AGRICULTURA**												
1 SERVICIOS PERSONALES	1,828,526,316.00	-492,060,889.34	1,336,465,426.66	1,333,379,585.89	3,085,840.77	1,333,188,812.50	100%	3,276,614.16	1,333,188,812.50	0.00	1,331,147,799.79	2,041,012.71	100%
2 SERVICIOS NO PERSONALES	430,475,882.00	140,964,573.98	571,440,455.98	498,979,731.32	72,460,724.66	497,635,875.38	100%	73,804,580.60	497,273,691.38	362,184.00	496,452,391.38	821,300.00	100%
3 MATERIALES Y SUMINISTROS	264,221,488.00	679,892,330.48	944,113,818.48	921,193,350.75	22,920,467.73	921,193,350.75	100%	22,920,467.73	919,480,313.51	1,713,037.24	919,480,313.51	0.00	100%
4 TRANSFERENCIAS CORRIENTES	3,117,115,250.00	127,849,471.74	3,244,964,721.74	3,232,577,809.95	12,386,911.79	3,232,577,809.95	100%	12,386,911.79	3,232,577,809.95	0.00	3,109,402,477.66	123,175,332.29	96%
5 TRANSFERENCIAS DE CAPITAL	365,747,371.00	-74,805,437.00	290,941,934.00	276,209,412.61	14,732,521.39	276,209,412.61	100%	14,732,521.39	276,209,412.61	0.00	276,209,412.61	0.00	100%
6 ACTIVOS NO FINANCIEROS	99,723,699.00	463,058,946.37	562,782,645.37	560,493,243.83	2,289,401.54	560,493,243.83	100%	2,289,401.54	560,339,858.46	153,385.37	546,330,150.35	14,009,708.11	97%
Total UE:	**6,105,810,006.00**	**844,898,996.23**	**6,950,709,002.23**	**6,822,833,134.35**	**127,875,867.88**	**6,821,298,505.02**		**129,410,497.21**	**6,819,069,898.41**	**2,228,606.61**	**6,679,022,545.30**	**140,047,353.11**	
Total DAF:	**6,105,810,006.00**	**844,898,996.23**	**6,950,709,002.23**	**6,822,833,134.35**	**127,875,867.88**	**6,821,298,505.02**		**129,410,497.21**	**6,819,069,898.41**	**2,228,606.61**	**6,679,022,545.30**	**140,047,353.11**	
DAF 02	**DIRECCION GENERAL DE GANADERIA**												
UE 0001	**DIRECCION GENERAL DE GANADERIA**												
1 SERVICIOS PERSONALES	87,461,671.00	9,233,668.00	96,695,339.00	95,888,893.75	806,445.25	93,994,309.83	98%	2,701,029.17	93,994,309.83	0.00	92,844,309.83	1,150,000.00	99%
2 SERVICIOS NO PERSONALES	30,524,360.00	-4,684,211.86	25,840,148.14	16,415,429.97	9,424,718.17	16,318,761.97	99%	9,521,386.17	16,318,761.97	0.00	15,487,779.83	830,982.14	95%
3 MATERIALES Y SUMINISTROS	56,267,616.00	-14,121,177.80	42,146,438.20	21,469,839.60	20,676,598.60	21,469,839.60	100%	20,676,598.60	21,447,020.57	22,819.03	19,555,188.76	1,891,831.81	91%
4 TRANSFERENCIAS CORRIENTES	40,000.00	1,526,000.00	1,566,000.00	1,553,220.52	12,779.48	1,553,220.52	100%	12,779.48	1,553,220.52	0.00	1,553,220.52	0.00	100%
6 ACTIVOS NO FINANCIEROS	4,000,000.00	1,979,192.00	5,979,192.00	4,888,214.49	1,090,977.51	4,888,214.49	100%	1,090,977.51	4,888,214.49	0.00	4,804,114.49	84,100.00	98%
Total UE:	**178,293,647.00**	**-6,066,529.66**	**172,227,117.34**	**140,215,598.33**	**32,011,519.01**	**138,224,346.41**		**34,002,770.93**	**138,201,527.38**	**22,819.03**	**134,244,613.43**	**3,956,913.95**	
Total DAF:	**178,293,647.00**	**-6,066,529.66**	**172,227,117.34**	**140,215,598.33**	**32,011,519.01**	**138,224,346.41**		**34,002,770.93**	**138,201,527.38**	**22,819.03**	**134,244,613.43**	**3,956,913.95**	
Total Dependencia:	**6,284,103,653.00**	**838,832,466.57**	**7,122,936,119.57**	**6,963,048,732.68**	**159,887,386.89**	**6,959,522,851.43**		**163,413,268.14**	**6,957,271,425.79**	**2,251,425.64**	**6,813,267,158.73**	**144,004,267.06**	
Total Capitulo:	**6,284,103,653.00**	**838,832,466.57**	**7,122,936,119.57**	**6,963,048,732.68**	**159,887,386.89**	**6,959,522,851.43**		**163,413,268.14**	**6,957,271,425.79**	**2,251,425.64**	**6,813,267,158.73**	**144,004,267.06**	

EJECUCION DEL GASTO CONSOLIDADO POR CAPITULO, DEPENDENCIA,DAF UE Y OBJETO

Sistema Integrado de Gestión Financiera

Periodo: 2007

Del: 01/01/07 Al: 30/04/2008

(VALORES EN RD$)

Descripcion 1	Apropiacion Original 2	Modificaciones Presupuestarias 3	Apropiacion Vigente 4	Prevision de la Apropiacion 5	Disponible Temporal 6	Compromiso 7	% 8=7/5	Apropiacion Disponible 9=(4-7)	Devengado 10	Compromiso no Devengado 11=(7-10)	Pagado 12	Devengado no Pagado 13=(10-12)	% 14=12/
Capitulo 0211	**SECRETARIA DE ESTADO DE OBRAS PUBLICAS**												
Dependencia 01	**SECRETARIA DE ESTADO DE OBRAS PUBLICAS**												
DAF 01	**SUBSECRETARIA ADMINISTRATIVA**												
UE 0001	**SECRETARIA DE ESTADO DE OBRAS PUBLICAS Y COMUNICACIONES**												
1 SERVICIOS PERSONALES	1,160,442,965.00	163,352,297.82	1,323,795,262.82	1,312,130,728.62	11,664,534.20	1,309,217,577.42	100%	14,577,685.40	1,309,145,935.61	71,641.81	1,306,957,452.13	2,188,483.48	100%
2 SERVICIOS NO PERSONALES	81,877,338.00	127,098,637.73	208,975,975.73	187,943,237.15	21,032,738.58	184,992,434.94	98%	23,983,540.79	184,992,434.94	0.00	182,117,860.74	2,874,574.20	98%
3 MATERIALES Y SUMINISTROS	138,455,117.00	-23,106,074.00	115,349,043.00	108,048,299.22	7,300,743.78	108,048,299.22	100%	7,300,743.78	107,874,788.74	173,510.48	103,712,439.92	4,162,348.82	96%
4 TRANSFERENCIAS CORRIENTES	245,576,060.00	4,716,326.00	250,292,386.00	250,244,563.48	47,822.52	250,244,563.48	100%	47,822.52	250,244,563.48	0.00	250,244,563.48	0.00	100%
5 TRANSFERENCIAS DE CAPITAL	1,200,000,000.00	100,001,000.00	1,300,001,000.00	1,300,000,437.00	563.00	1,300,000,437.00	100%	563.00	1,300,000,437.00	0.00	1,300,000,437.00	0.00	100%
6 ACTIVOS NO FINANCIEROS	6,201,347,595.00	1,063,430,953.57	7,264,778,548.57	6,995,734,829.79	269,043,718.78	6,993,901,976.85	100%	270,876,571.72	6,975,186,734.18	18,715,242.67	6,542,470,515.19	432,716,218.99	94%
Total UE:	**9,027,699,075.00**	**1,435,493,141.12**	**10,463,192,216.12**	**10,154,102,095.26**	**309,090,120.86**	**10,146,405,288.91**		**316,786,927.21**	**10,127,444,893.95**	**18,960,394.96**	**9,685,503,268.46**	**441,941,625.49**	
UE 0002	**DIR. GRAL. EMBELLECIMIENTO AVE. Y CARRET. Y CRUZADA CIVICA**												
1 SERVICIOS PERSONALES	19,386,171.00	-934,470.00	18,451,701.00	18,417,809.04	33,891.96	18,417,809.04	100%	33,891.96	18,417,809.04	0.00	18,417,809.04	0.00	100%
2 SERVICIOS NO PERSONALES	9,117,214.00	-1,783,085.00	7,334,129.00	7,127,245.29	206,883.71	7,073,541.29	99%	260,587.71	7,073,541.29	0.00	7,073,541.29	0.00	100%
3 MATERIALES Y SUMINISTROS	25,911,344.00	-2,112,845.00	23,798,499.00	22,805,845.71	992,653.29	22,805,845.71	100%	992,653.29	22,805,845.71	0.00	22,805,845.71	0.00	100%
6 ACTIVOS NO FINANCIEROS	0.00	4,830,400.00	4,830,400.00	4,680,514.98	149,885.02	4,680,514.98	100%	149,885.02	4,680,514.98	0.00	4,680,514.98	0.00	100%
Total UE:	**54,414,729.00**	**0.00**	**54,414,729.00**	**53,031,415.02**	**1,383,313.98**	**52,977,711.02**		**1,437,017.98**	**52,977,711.02**	**0.00**	**52,977,711.02**	**0.00**	
Total DAF:	**9,082,113,804.00**	**1,435,493,141.12**	**10,517,606,945.12**	**10,207,133,510.28**	**310,473,434.84**	**10,199,382,999.93**		**318,223,945.19**	**10,180,422,604.97**	**18,960,394.96**	**9,738,480,979.48**	**441,941,625.49**	
DAF 02	**OFIC. PARA EL REORDENAMIENTO DEL TRANSPORTE (OPRET)**												
UE 0001	**OFICINA PARA EL REORDENAMIENTO DEL TRANSPORTE**												
1 SERVICIOS PERSONALES	71,907,952.00	15,935,126.00	87,843,078.00	87,089,172.76	753,905.24	87,089,172.76	100%	753,905.24	86,967,908.85	121,263.91	83,467,908.85	3,500,000.00	96%
2 SERVICIOS NO PERSONALES	19,827,855.00	-12,481,358.77	7,346,496.23	7,231,432.16	115,064.07	7,231,432.16	100%	115,064.07	7,231,432.16	0.00	6,780,178.84	451,253.32	94%
3 MATERIALES Y SUMINISTROS	5,352,892.00	-3,482,936.23	1,869,955.77	1,798,498.00	71,457.77	1,798,498.00	100%	71,457.77	1,798,498.00	0.00	0.00	1,798,498.00	0%
6 ACTIVOS NO FINANCIEROS	10,700,000,000.00	-3,964,404.65	10,696,035,595.35	10,360,707,862.37	335,327,732.98	10,360,707,862.37	100%	335,327,732.98	10,360,707,862.37	0.00	10,360,682,638.17	25,224.20	100%
Total UE:	**10,797,088,699.00**	**-3,993,573.65**	**10,793,095,125.35**	**10,456,826,965.29**	**336,268,160.06**	**10,456,826,965.29**		**336,268,160.06**	**10,456,705,701.38**	**121,263.91**	**10,450,930,725.86**	**5,774,975.52**	
Total DAF:	**10,797,088,699.00**	**-3,993,573.65**	**10,793,095,125.35**	**10,456,826,965.29**	**336,268,160.06**	**10,456,826,965.29**		**336,268,160.06**	**10,456,705,701.38**	**121,263.91**	**10,450,930,725.86**	**5,774,975.52**	
DAF 03	**OFICINA METROPOLITANA DE SERV. DE AUTOBUSES (OMSA)**												
UE 0001	**OFICINA METROPOLITANA DE SERV. DE AUTOBUSES (OMSA)**												
1 SERVICIOS PERSONALES	571,116,982.00	-32,761,669.00	538,355,313.00	529,581,300.87	8,774,012.13	529,216,896.09	100%	9,138,416.91	529,216,896.09	0.00	524,716,896.09	4,500,000.00	99%
2 SERVICIOS NO PERSONALES	208,775,579.00	47,071,525.00	255,847,104.00	253,150,728.96	2,696,375.04	253,034,054.82	100%	2,813,049.18	253,002,984.82	31,070.00	252,312,136.82	690,848.00	100%
3 MATERIALES Y SUMINISTROS	601,182,166.00	-62,671,558.00	538,510,608.00	535,586,614.82	2,923,993.18	535,586,614.82	100%	2,923,993.18	535,586,614.80	0.02	535,586,614.80	0.00	100%
4 TRANSFERENCIAS CORRIENTES	602,000.00	-602,000.00	0.00	0.00	0.00	0.00	0%	0.00	0.00	0.00	0.00	0.00	0%
Total UE:	**1,381,676,727.00**	**-48,963,702.00**	**1,332,713,025.00**	**1,318,318,644.65**	**14,394,380.35**	**1,317,837,565.73**		**14,875,459.27**	**1,317,806,495.71**	**31,070.02**	**1,312,615,647.71**	**5,190,848.00**	
Total DAF:	**1,381,676,727.00**	**-48,963,702.00**	**1,332,713,025.00**	**1,318,318,644.65**	**14,394,380.35**	**1,317,837,565.73**		**14,875,459.27**	**1,317,806,495.71**	**31,070.02**	**1,312,615,647.71**	**5,190,848.00**	
DAF 04	**OFICINA TECNICA DE TRANSPORTE TERRESTRE (OTTT)**												
UE 0001	**SERVICIOS TECNICOS DE TRANSPORTE TERRESTRE (OTTT)**												
1 SERVICIOS PERSONALES	71,534,200.00	1,160,928.30	72,695,128.30	71,172,494.94	1,522,633.36	71,132,419.94	100%	1,562,708.36	71,132,419.94	0.00	70,730,919.94	401,500.00	99%
2 SERVICIOS NO PERSONALES	5,228,745.00	3,125,662.70	8,354,407.70	8,166,462.60	187,945.10	8,083,189.23	99%	271,218.47	8,077,189.23	6,000.00	8,049,189.23	28,000.00	100%
3 MATERIALES Y SUMINISTROS	1,941,630.00	559,493.02	2,501,123.02	2,452,365.57	48,757.45	2,452,365.57	100%	48,757.45	2,447,818.37	4,547.20	2,441,545.87	6,272.50	100%
4 TRANSFERENCIAS CORRIENTES	60,000.00	-58,000.00	2,000.00	2,000.00	0.00	2,000.00	100%	0.00	2,000.00	0.00	2,000.00	0.00	100%
6 ACTIVOS NO FINANCIEROS	0.00	411,915.98	411,915.98	411,896.53	19.45	411,896.53	100%	19.45	411,896.53	0.00	411,896.53	0.00	100%
Total UE:	**78,764,575.00**	**5,200,000.00**	**83,964,575.00**	**82,205,219.64**	**1,759,355.36**	**82,081,871.27**		**1,882,703.73**	**82,071,324.07**	**10,547.20**	**81,635,551.57**	**435,772.50**	
Total DAF:	**78,764,575.00**	**5,200,000.00**	**83,964,575.00**	**82,205,219.64**	**1,759,355.36**	**82,081,871.27**		**1,882,703.73**	**82,071,324.07**	**10,547.20**	**81,635,551.57**	**435,772.50**	
DAF 05	**SERVICIOS DE AERONATICA CIVIL**												
UE 0001	**SERVICIOS DE AERONATICA CIVIL**												
1 SERVICIOS PERSONALES	443,697,518.00	-59,947,013.00	383,750,505.00	383,750,505.00	0.00	383,750,505.00	100%	0.00	383,750,505.00	0.00	383,750,505.00	0.00	100%
2 SERVICIOS NO PERSONALES	103,404,584.00	-25,851,152.00	77,553,432.00	77,553,432.00	0.00	77,553,432.00	100%	0.00	77,553,432.00	0.00	77,553,432.00	0.00	100%
3 MATERIALES Y SUMINISTROS	55,405,428.00	-13,851,357.00	41,554,071.00	41,554,071.00	0.00	41,554,071.00	100%	0.00	41,554,071.00	0.00	41,554,071.00	0.00	100%
4 TRANSFERENCIAS CORRIENTES	8,094,000.00	-2,023,500.00	6,070,500.00	6,070,500.00	0.00	6,070,500.00	100%	0.00	6,070,500.00	0.00	6,070,500.00	0.00	100%
Total UE:	**610,601,530.00**	**-101,673,022.00**	**508,928,508.00**	**508,928,508.00**	**0.00**	**508,928,508.00**		**0.00**	**508,928,508.00**	**0.00**	**508,928,508.00**	**0.00**	
UE 0002	**SERVICIOS METEOROLOGICOS**												
1 SERVICIOS PERSONALES	34,834,144.00	9,172,346.17	44,006,490.17	43,547,251.77	459,238.40	43,417,251.77	100%	589,238.40	43,417,251.77	0.00	43,417,251.77	0.00	100%

EJECUCION DEL GASTO CONSOLIDADO POR CAPITULO, DEPENDENCIA,DAF UE Y OBJETO

Sistema Integrado de Gestión Financiera

Periodo: 2007

Del: 01/01/07 Al: 30/04/2008

(VALORES EN RD$)

Descripcion 1	Apropiacion Original 2	Modificaciones Presupuestarias 3	Apropiacion Vigente 4	Prevision de la Apropiacion 5	Disponible Temporal 6	Compromiso 7	% 8=7/5	Apropiacion Disponible 9=(4-7)	Devengado 10	Compromiso no Devengado 11=(7-10)	Pagado 12	Devengado no Pagado 13=(10-12)	% 14=12/
Capitulo 0211	**SECRETARIA DE ESTADO DE OBRAS PUBLICAS**												
Dependencia 01	**SECRETARIA DE ESTADO DE OBRAS PUBLICAS**												
DAF 05	**SERVICIOS DE AERONATICA CIVIL**												
UE 0002	**SERVICIOS METEOROLOGICOS**												
2 SERVICIOS NO PERSONALES	4,227,415.00	-1,516,835.17	2,710,579.83	2,150,019.59	560,560.24	2,150,019.59	100%	560,560.24	2,150,019.59	0.00	2,150,019.59	0.00	100%
3 MATERIALES Y SUMINISTROS	3,068,987.00	-1,521,447.00	1,547,540.00	1,435,469.45	112,070.55	1,435,469.45	100%	112,070.55	1,435,469.45	0.00	1,435,469.45	0.00	100%
6 ACTIVOS NO FINANCIEROS	134,064.00	-134,064.00	0.00	0.00	0.00	0.00	0%	0.00	0.00	0.00	0.00	0.00	0%
Total UE:	**42,264,610.00**	**6,000,000.00**	**48,264,610.00**	**47,132,740.81**	**1,131,869.19**	**47,002,740.81**		**1,261,869.19**	**47,002,740.81**	**0.00**	**47,002,740.81**	**0.00**	
Total DAF:	**652,866,140.00**	**-95,673,022.00**	**557,193,118.00**	**556,061,248.81**	**1,131,869.19**	**555,931,248.81**		**1,261,869.19**	**555,931,248.81**	**0.00**	**555,931,248.81**	**0.00**	
Total Dependencia:	**21,992,509,945.00**	**1,292,062,843.47**	**23,284,572,788.47**	**22,620,545,588.67**	**664,027,199.80**	**22,612,060,651.03**		**672,512,137.44**	**22,592,937,374.94**	**19,123,276.09**	**22,139,594,153.43**	**453,343,221.51**	
Total Capitulo:	**21,992,509,945.00**	**1,292,062,843.47**	**23,284,572,788.47**	**22,620,545,588.67**	**664,027,199.80**	**22,612,060,651.03**		**672,512,137.44**	**22,592,937,374.94**	**19,123,276.09**	**22,139,594,153.43**	**453,343,221.51**	

EJECUCION DEL GASTO CONSOLIDADO POR CAPITULO, DEPENDENCIA,DAF UE Y OBJETO

Sistema Integrado de Gestión Financiera

Periodo: 2007

Del: 01/01/07 Al: 30/04/2008

(VALORES EN RD$)

Descripcion 1	Apropiacion Original 2	Modificaciones Presupuestarias 3	Apropiacion Vigente 4	Prevision de la Apropiacion 5	Disponible Temporal 6	Compromiso 7	% 8=7/5	Apropiacion Disponible 9=(4-7)	Devengado 10	Compromiso no Devengado 11=(7-10)	Pagado 12	Devengado no Pagado 13=(10-12)	% 14=12/
Capitulo 0212	**SEC. DE ESTADO DE IND. Y COM.**												
Dependencia 01	**SEC. DE ESTADO DE IND. Y COM.**												
DAF 01	**SUBSECRETARIA ADMINISTRATIVA**												
UE 0001	**SECRETARIA DE ESTADO DE INDUSTRIA Y COMERCIO**												
1 SERVICIOS PERSONALES	117,905,940.00	6,080,940.97	123,986,880.97	106,068,526.78	17,918,354.19	106,068,526.78	100%	17,918,354.19	106,068,526.78	0.00	104,169,192.05	1,899,334.73	98%
2 SERVICIOS NO PERSONALES	57,956,280.00	42,961,600.17	100,917,880.17	96,716,326.46	4,201,553.71	96,716,326.46	100%	4,201,553.71	96,716,326.46	0.00	90,473,006.56	6,243,319.90	94%
3 MATERIALES Y SUMINISTROS	233,742,598.00	-192,503,173.38	41,239,424.62	33,129,913.79	8,109,510.83	33,129,913.79	100%	8,109,510.83	33,129,913.79	0.00	31,967,347.93	1,162,565.86	96%
4 TRANSFERENCIAS CORRIENTES	191,714,151.00	12,463,440.00	204,177,591.00	203,917,708.08	259,882.92	203,917,708.08	100%	259,882.92	203,917,708.08	0.00	197,806,596.58	6,111,111.50	97%
5 TRANSFERENCIAS DE CAPITAL	112,000,000.00	0.00	112,000,000.00	112,000,000.00	0.00	112,000,000.00	100%	0.00	112,000,000.00	0.00	112,000,000.00	0.00	100%
6 ACTIVOS NO FINANCIEROS	514,310,143.00	-10,788,623.76	503,521,519.24	488,824,661.67	14,696,857.57	488,824,661.67	100%	14,696,857.57	488,824,661.67	0.00	462,608,813.33	26,215,848.34	95%
Total UE:	**1,227,629,112.00**	**-141,785,816.00**	**1,085,843,296.00**	**1,040,657,136.78**	**45,186,159.22**	**1,040,657,136.78**		**45,186,159.22**	**1,040,657,136.78**	**0.00**	**999,024,956.45**	**41,632,180.33**	
UE 0003	**DIRECCIÓN GENERAL DE MINERÍA**												
1 SERVICIOS PERSONALES	23,412,662.00	-415,478.53	22,997,183.47	22,956,167.90	41,015.57	22,956,167.90	100%	41,015.57	22,956,167.90	0.00	22,956,167.90	0.00	100%
2 SERVICIOS NO PERSONALES	3,392,602.00	334,278.53	3,726,880.53	3,044,747.69	682,132.84	3,044,747.69	100%	682,132.84	3,044,747.69	0.00	3,039,436.43	5,311.26	100%
3 MATERIALES Y SUMINISTROS	721,374.00	81,200.00	802,574.00	752,633.04	49,940.96	752,633.04	100%	49,940.96	752,633.04	0.00	713,941.24	38,691.80	95%
Total UE:	**27,526,638.00**	**0.00**	**27,526,638.00**	**26,753,548.63**	**773,089.37**	**26,753,548.63**		**773,089.37**	**26,753,548.63**	**0.00**	**26,709,545.57**	**44,003.06**	
UE 0004	**DIRECCON GENERAL DE NORMAS Y SISTEMAS DE CALIDAD**												
1 SERVICIOS PERSONALES	34,163,740.00	784,700.00	34,948,440.00	33,987,286.96	961,153.04	33,987,286.96	100%	961,153.04	33,987,286.96	0.00	33,949,827.63	37,459.33	100%
2 SERVICIOS NO PERSONALES	7,623,346.00	1,549,000.00	9,172,346.00	6,297,365.24	2,874,980.76	6,297,365.24	100%	2,874,980.76	6,297,365.24	0.00	5,867,876.28	429,488.96	93%
3 MATERIALES Y SUMINISTROS	14,508,176.00	-6,283,700.00	8,224,476.00	5,459,875.78	2,764,600.22	5,459,875.78	100%	2,764,600.22	5,459,875.78	0.00	4,824,224.71	635,651.07	88%
4 TRANSFERENCIAS CORRIENTES	0.00	500,000.00	500,000.00	251,000.00	249,000.00	251,000.00	100%	249,000.00	251,000.00	0.00	251,000.00	0.00	100%
6 ACTIVOS NO FINANCIEROS	1,751,267.00	3,450,000.00	5,201,267.00	3,113,394.49	2,087,872.51	3,113,394.49	100%	2,087,872.51	3,113,394.49	0.00	1,134,319.99	1,979,074.50	36%
Total UE:	**58,046,529.00**	**0.00**	**58,046,529.00**	**49,108,922.47**	**8,937,606.53**	**49,108,922.47**		**8,937,606.53**	**49,108,922.47**	**0.00**	**46,027,248.61**	**3,081,673.86**	
UE 0005	**PROMYPIME**												
1 SERVICIOS PERSONALES	49,037,492.00	-715,714.21	48,321,777.79	48,321,064.00	713.79	48,321,064.00	100%	713.79	48,321,064.00	0.00	48,001,646.28	319,417.72	99%
2 SERVICIOS NO PERSONALES	3,572,223.00	1,037,614.21	4,609,837.21	4,609,834.93	2.28	4,609,834.93	100%	2.28	4,609,834.93	0.00	4,543,849.08	65,985.85	99%
3 MATERIALES Y SUMINISTROS	515,900.00	-95,900.00	420,000.00	420,000.00	0.00	420,000.00	100%	0.00	420,000.00	0.00	420,000.00	0.00	100%
9 GASTOS FINANCIEROS	7,500,000.00	0.00	7,500,000.00	7,500,000.00	0.00	7,500,000.00	100%	0.00	7,500,000.00	0.00	7,500,000.00	0.00	100%
Total UE:	**60,625,615.00**	**226,000.00**	**60,851,615.00**	**60,850,898.93**	**716.07**	**60,850,898.93**		**716.07**	**60,850,898.93**	**0.00**	**60,465,495.36**	**385,403.57**	
UE 0006	**REMEDIACION AMBIENTAL MINA PUEBLO VIEJO**												
1 SERVICIOS PERSONALES	17,687,335.00	0.00	17,687,335.00	15,518,665.96	2,168,669.04	15,518,665.96	100%	2,168,669.04	15,518,665.96	0.00	15,515,665.96	3,000.00	100%
2 SERVICIOS NO PERSONALES	6,943,799.00	-6,023,000.00	920,799.00	487,553.41	433,245.59	487,553.41	100%	433,245.59	487,553.41	0.00	487,553.41	0.00	100%
3 MATERIALES Y SUMINISTROS	1,558,254.00	-454,000.00	1,104,254.00	699,130.45	405,123.55	699,130.45	100%	405,123.55	699,130.45	0.00	649,130.45	50,000.00	93%
6 ACTIVOS NO FINANCIEROS	5,716,742.00	-5,102,000.00	614,742.00	614,165.99	576.01	614,165.99	100%	576.01	614,165.99	0.00	614,165.99	0.00	100%
Total UE:	**31,906,130.00**	**-11,579,000.00**	**20,327,130.00**	**17,319,515.81**	**3,007,614.19**	**17,319,515.81**		**3,007,614.19**	**17,319,515.81**	**0.00**	**17,266,515.81**	**53,000.00**	
Total DAF:	**1,405,734,024.00**	**-153,138,816.00**	**1,252,595,208.00**	**1,194,690,022.62**	**57,905,185.38**	**1,194,690,022.62**		**57,905,185.38**	**1,194,690,022.62**	**0.00**	**1,149,493,761.80**	**45,196,260.82**	
Total Dependencia:	**1,405,734,024.00**	**-153,138,816.00**	**1,252,595,208.00**	**1,194,690,022.62**	**57,905,185.38**	**1,194,690,022.62**		**57,905,185.38**	**1,194,690,022.62**	**0.00**	**1,149,493,761.80**	**45,196,260.82**	
Total Capitulo:	**1,405,734,024.00**	**-153,138,816.00**	**1,252,595,208.00**	**1,194,690,022.62**	**57,905,185.38**	**1,194,690,022.62**		**57,905,185.38**	**1,194,690,022.62**	**0.00**	**1,149,493,761.80**	**45,196,260.82**	

EJECUCION DEL GASTO CONSOLIDADO POR CAPITULO, DEPENDENCIA,DAF UE Y OBJETO

Sistema Integrado de Gestión Financiera

Periodo: 2007

Del: 01/01/07 Al: 30/04/2008

(VALORES EN RD$)

Descripcion 1	Apropiacion Original 2	Modificaciones Presupuestarias 3	Apropiacion Vigente 4	Prevision de la Apropiacion 5	Disponible Temporal 6	Compromiso 7	% 8=7/5	Apropiacion Disponible 9=(4-7)	Devengado 10	Compromiso no Devengado 11=(7-10)	Pagado 12	Devengado no Pagado 13=(10-12)	% 14=12/
Capitulo 0213	**SEC. DE ESTADO DE TURISMO**												
Dependencia 01	**SEC. DE ESTADO DE TURISMO**												
DAF 01	**SUBSECRETARIA ADMINISTRATIVA**												
UE 0001	**SECRETARIA DE ESTADO DE TURISMO**												
1 SERVICIOS PERSONALES	182,757,674.00	-6,308,396.00	176,449,278.00	174,505,098.10	1,944,179.90	174,305,098.10	100%	2,144,179.90	174,305,098.10	0.00	169,401,545.60	4,903,552.50	97%
2 SERVICIOS NO PERSONALES	715,874,852.00	-115,919,327.00	599,955,525.00	598,055,139.72	1,900,385.28	597,502,862.72	100%	2,452,662.28	597,502,862.72	0.00	597,502,862.72	0.00	100%
3 MATERIALES Y SUMINISTROS	4,755,169.00	1,352,421.00	6,107,590.00	6,015,171.37	92,418.63	6,015,171.37	100%	92,418.63	6,015,171.37	0.00	6,015,171.37	0.00	100%
4 TRANSFERENCIAS CORRIENTES	18,000,000.00	-10,000,000.00	8,000,000.00	0.00	8,000,000.00	0.00	0%	8,000,000.00	0.00	0.00	0.00	0.00	0%
6 ACTIVOS NO FINANCIEROS	57,407,724.00	-41,524,698.00	15,883,026.00	3,272,883.59	12,610,142.41	3,272,883.59	100%	12,610,142.41	3,272,883.59	0.00	3,272,883.59	0.00	100%
Total UE:	**978,795,419.00**	**-172,400,000.00**	**806,395,419.00**	**781,848,292.78**	**24,547,126.22**	**781,096,015.78**		**25,299,403.22**	**781,096,015.78**	**0.00**	**776,192,463.28**	**4,903,552.50**	
Total DAF:	**978,795,419.00**	**-172,400,000.00**	**806,395,419.00**	**781,848,292.78**	**24,547,126.22**	**781,096,015.78**		**25,299,403.22**	**781,096,015.78**	**0.00**	**776,192,463.28**	**4,903,552.50**	
Total Dependencia:	**978,795,419.00**	**-172,400,000.00**	**806,395,419.00**	**781,848,292.78**	**24,547,126.22**	**781,096,015.78**		**25,299,403.22**	**781,096,015.78**	**0.00**	**776,192,463.28**	**4,903,552.50**	
Total Capitulo:	**978,795,419.00**	**-172,400,000.00**	**806,395,419.00**	**781,848,292.78**	**24,547,126.22**	**781,096,015.78**		**25,299,403.22**	**781,096,015.78**	**0.00**	**776,192,463.28**	**4,903,552.50**	

EJECUCION DEL GASTO CONSOLIDADO POR CAPITULO, DEPENDENCIA,DAF UE Y OBJETO

Sistema Integrado de Gestión Financiera

Periodo: 2007

Del: 01/01/07 Al: 30/04/2008

(VALORES EN RD$)

Descripcion 1	Apropiacion Original 2	Modificaciones Presupuestarias 3	Apropiacion Vigente 4	Prevision de la Apropiacion 5	Disponible Temporal 6	Compromiso 7	% 8=7/5	Apropiacion Disponible 9=(4-7)	Devengado 10	Compromiso no Devengado 11=(7-10)	Pagado 12	Devengado no Pagado 13=(10-12)	% 14=12/
Capitulo 0214	**PROCURADURÍA GRAL. DE LA REP.**												
Dependencia 01	**PROCURADURIA GRAL. DE LA REP.**												
DAF 01	**DIRECCIÓN ADMINISTRATIAVA FINANCIERA**												
UE 0001	**PROCURADURIA GENERAL DE LA REPUBLICA**												
1 SERVICIOS PERSONALES	523,520,408.00	450,866,134.90	974,386,542.90	974,386,534.13	8.77	974,386,534.13	100%	8.77	974,386,534.13	0.00	974,386,534.13	0.00	100%
2 SERVICIOS NO PERSONALES	252,371,103.00	-44,837,215.06	207,533,887.94	207,533,882.51	5.43	207,533,882.51	100%	5.43	207,533,882.51	0.00	207,533,882.51	0.00	100%
3 MATERIALES Y SUMINISTROS	1,029,886,836.00	-417,225,290.60	612,661,545.40	612,661,544.94	0.46	612,661,544.94	100%	0.46	612,661,544.94	0.00	612,661,544.94	0.00	100%
4 TRANSFERENCIAS CORRIENTES	56,635,300.00	0.00	56,635,300.00	56,635,299.95	0.05	56,635,299.95	100%	0.05	56,635,299.95	0.00	56,635,299.95	0.00	100%
6 ACTIVOS NO FINANCIEROS	137,546,125.00	11,196,370.76	148,742,495.76	148,742,495.66	0.10	148,742,495.66	100%	0.10	148,742,495.66	0.00	148,742,495.66	0.00	100%
Total UE:	**1,999,959,772.00**	**0.00**	**1,999,959,772.00**	**1,999,959,757.19**	**14.81**	**1,999,959,757.19**		**14.81**	**1,999,959,757.19**	**0.00**	**1,999,959,757.19**	**0.00**	
Total DAF:	**1,999,959,772.00**	**0.00**	**1,999,959,772.00**	**1,999,959,757.19**	**14.81**	**1,999,959,757.19**		**14.81**	**1,999,959,757.19**	**0.00**	**1,999,959,757.19**	**0.00**	
Total Dependencia:	**1,999,959,772.00**	**0.00**	**1,999,959,772.00**	**1,999,959,757.19**	**14.81**	**1,999,959,757.19**		**14.81**	**1,999,959,757.19**	**0.00**	**1,999,959,757.19**	**0.00**	
Total Capitulo:	**1,999,959,772.00**	**0.00**	**1,999,959,772.00**	**1,999,959,757.19**	**14.81**	**1,999,959,757.19**		**14.81**	**1,999,959,757.19**	**0.00**	**1,999,959,757.19**	**0.00**	

EJECUCION DEL GASTO CONSOLIDADO POR CAPITULO, DEPENDENCIA,DAF UE Y OBJETO

Sistema Integrado de Gestión Financiera

Periodo: 2007

Del: 01/01/07 Al: 30/04/2008

(VALORES EN RD$)

Descripcion 1	Apropiacion Original 2	Modificaciones Presupuestarias 3	Apropiacion Vigente 4	Prevision de la Apropiacion 5	Disponible Temporal 6	Compromiso 7	% 8=7/5	Apropiacion Disponible 9=(4-7)	Devengado 10	Compromiso no Devengado 11=(7-10)	Pagado 12	Devengado no Pagado 13=(10-12)	% 14=12/
Capitulo 0215	**SEC. DE ESTADO DE LA MUJER**												
Dependencia 01	**SEC. DE ESTADO DE LA MUJER**												
DAF 01	**SUBSECRETARIA ADMINISTRATIVA**												
UE 0001	**SECRETARIA DE ESTADO DE LA MUJER**												
1 SERVICIOS PERSONALES	96,580,804.00	-4,475,571.67	92,105,232.33	87,101,003.14	5,004,229.19	86,694,853.14	100%	5,410,379.19	86,694,853.14	0.00	85,728,844.57	966,008.57	99%
2 SERVICIOS NO PERSONALES	21,302,086.00	14,340,677.01	35,642,763.01	24,869,292.12	10,773,470.89	23,928,520.80	96%	11,714,242.21	23,928,520.74	0.06	23,102,692.00	825,828.74	97%
3 MATERIALES Y SUMINISTROS	55,289,413.00	-33,326,960.30	21,962,452.70	16,046,868.10	5,915,584.60	16,046,868.10	100%	5,915,584.60	16,046,868.10	0.00	16,046,868.10	0.00	100%
4 TRANSFERENCIAS CORRIENTES	19,713,600.00	0.00	19,713,600.00	19,700,799.96	12,800.04	19,700,799.96	100%	12,800.04	19,700,799.96	0.00	19,700,799.96	0.00	100%
6 ACTIVOS NO FINANCIEROS	2,356,432.00	11,162,436.16	13,518,868.16	12,628,064.59	890,803.57	12,628,064.59	100%	890,803.57	11,795,834.59	832,230.00	11,578,001.12	217,833.47	98%
Total UE:	**195,242,335.00**	**-12,299,418.80**	**182,942,916.20**	**160,346,027.91**	**22,596,888.29**	**158,999,106.59**		**23,943,809.61**	**158,166,876.53**	**832,230.06**	**156,157,205.75**	**2,009,670.78**	
UE 0002	**INDUSTRIA NACIONAL DE LA AGUJA (INAGUJA)**												
1 SERVICIOS PERSONALES	25,740,770.00	-547,888.53	25,192,881.47	25,038,814.29	154,067.18	24,991,117.57	100%	201,763.90	24,991,117.57	0.00	24,991,117.57	0.00	100%
2 SERVICIOS NO PERSONALES	1,487,052.00	256,311.00	1,743,363.00	1,732,455.14	10,907.86	1,731,466.39	100%	11,896.61	1,731,466.39	0.00	1,731,466.39	0.00	100%
3 MATERIALES Y SUMINISTROS	1,336,762.00	291,577.53	1,628,339.53	1,611,103.68	17,235.85	1,611,103.68	100%	17,235.85	1,460,911.68	150,192.00	1,460,911.68	0.00	100%
6 ACTIVOS NO FINANCIEROS	112,080.00	0.00	112,080.00	106,826.72	5,253.28	106,826.72	100%	5,253.28	106,826.72	0.00	106,826.72	0.00	100%
Total UE:	**28,676,664.00**	**0.00**	**28,676,664.00**	**28,489,199.83**	**187,464.17**	**28,440,514.36**		**236,149.64**	**28,290,322.36**	**150,192.00**	**28,290,322.36**	**0.00**	
Total DAF:	**223,918,999.00**	**-12,299,418.80**	**211,619,580.20**	**188,835,227.74**	**22,784,352.46**	**187,439,620.95**		**24,179,959.25**	**186,457,198.89**	**982,422.06**	**184,447,528.11**	**2,009,670.78**	
Total Dependencia:	**223,918,999.00**	**-12,299,418.80**	**211,619,580.20**	**188,835,227.74**	**22,784,352.46**	**187,439,620.95**		**24,179,959.25**	**186,457,198.89**	**982,422.06**	**184,447,528.11**	**2,009,670.78**	
Total Capitulo:	**223,918,999.00**	**-12,299,418.80**	**211,619,580.20**	**188,835,227.74**	**22,784,352.46**	**187,439,620.95**		**24,179,959.25**	**186,457,198.89**	**982,422.06**	**184,447,528.11**	**2,009,670.78**	

EJECUCION DEL GASTO CONSOLIDADO POR CAPITULO, DEPENDENCIA,DAF UE Y OBJETO

Sistema Integrado de Gestión Financiera

Periodo: 2007

Del: 01/01/07 Al: 30/04/2008

(VALORES EN RD$)

Descripcion 1	Apropiacion Original 2	Modificaciones Presupuestarias 3	Apropiacion Vigente 4	Prevision de la Apropiacion 5	Disponible Temporal 6	Compromiso 7	% 8=7/5	Apropiacion Disponible 9=(4-7)	Devengado 10	Compromiso no Devengado 11=(7-10)	Pagado 12	Devengado no Pagado 13=(10-12)	% 14=12/
Capitulo 0216	**SEC. DE ESTADO DE CULTURA**												
Dependencia 01	**SEC. DE ESTADO DE CULTURA**												
DAF 01	**SUBSECRETARIA ADMINISTRATIVA**												
UE 0001	**SECRETARIA DE ESTADO DE CULTURA**												
1 SERVICIOS PERSONALES	413,690,027.00	-1,534,283.62	412,155,743.38	411,796,958.00	358,785.38	411,796,958.00	100%	358,785.38	411,796,958.00	0.00	411,671,681.30	125,276.70	100%
2 SERVICIOS NO PERSONALES	190,250,827.00	33,609,816.34	223,860,643.34	223,166,273.07	694,370.27	221,814,136.07	99%	2,046,507.27	221,805,936.07	8,200.00	219,078,380.62	2,727,555.45	99%
3 MATERIALES Y SUMINISTROS	49,970,060.00	-32,040,906.81	17,929,153.19	17,865,781.82	63,371.37	17,865,781.82	100%	63,371.37	17,865,781.82	0.00	17,692,388.98	173,392.84	99%
4 TRANSFERENCIAS CORRIENTES	226,376,381.00	-3,029,665.00	223,346,716.00	219,520,376.91	3,826,339.09	219,520,376.91	100%	3,826,339.09	219,520,376.91	0.00	219,520,376.91	0.00	100%
6 ACTIVOS NO FINANCIEROS	106,500,000.00	-16,214,986.91	90,285,013.09	85,066,421.81	5,218,591.28	68,943,576.87	81%	21,341,436.22	42,777,316.92	26,166,259.95	42,307,295.34	470,021.58	99%
Total UE:	**986,787,295.00**	**-19,210,026.00**	**967,577,269.00**	**957,415,811.61**	**10,161,457.39**	**939,940,829.67**		**27,636,439.33**	**913,766,369.72**	**26,174,459.95**	**910,270,123.15**	**3,496,246.57**	
Total DAF:	**986,787,295.00**	**-19,210,026.00**	**967,577,269.00**	**957,415,811.61**	**10,161,457.39**	**939,940,829.67**		**27,636,439.33**	**913,766,369.72**	**26,174,459.95**	**910,270,123.15**	**3,496,246.57**	
Total Dependencia:	**986,787,295.00**	**-19,210,026.00**	**967,577,269.00**	**957,415,811.61**	**10,161,457.39**	**939,940,829.67**		**27,636,439.33**	**913,766,369.72**	**26,174,459.95**	**910,270,123.15**	**3,496,246.57**	
Total Capitulo:	**986,787,295.00**	**-19,210,026.00**	**967,577,269.00**	**957,415,811.61**	**10,161,457.39**	**939,940,829.67**		**27,636,439.33**	**913,766,369.72**	**26,174,459.95**	**910,270,123.15**	**3,496,246.57**	

EJECUCION DEL GASTO CONSOLIDADO POR CAPITULO, DEPENDENCIA,DAF UE Y OBJETO

Sistema Integrado de Gestión Financiera

Periodo: 2007

Del: 01/01/07 Al: 30/04/2008

(VALORES EN RD$)

Descripcion 1	Apropiacion Original 2	Modificaciones Presupuestarias 3	Apropiacion Vigente 4	Prevision de la Apropiacion 5	Disponible Temporal 6	Compromiso 7	% 8=7/5	Apropiacion Disponible 9=(4-7)	Devengado 10	Compromiso no Devengado 11=(7-10)	Pagado 12	Devengado no Pagado 13=(10-12)	% 14=12/
Capitulo 0217	**SEC. DE ESTADO DE LA JUVENTUD**												
Dependencia 01	**SEC. DE ESTADO DE LA JUVENTUD**												
DAF 01	**SUBSECRETARIA ADMINISTRATIVA**												
UE 0001	**SECRETARIA DE ESTADO DE LA JUVENTUD**												
1 SERVICIOS PERSONALES	92,054,137.00	-955,419.09	91,098,717.91	91,007,177.80	91,540.11	91,007,177.80	100%	91,540.11	91,007,177.80	0.00	91,007,177.80	0.00	100%
2 SERVICIOS NO PERSONALES	27,411,332.00	19,374,855.89	46,786,187.89	45,427,467.98	1,358,719.91	45,057,467.98	99%	1,728,719.91	44,210,052.63	847,415.35	24,463,458.40	19,746,594.23	55%
3 MATERIALES Y SUMINISTROS	1,500,000.00	628,085.32	2,128,085.32	1,980,227.53	147,857.79	1,980,227.53	100%	147,857.79	1,980,227.53	0.00	1,500,000.00	480,227.53	76%
4 TRANSFERENCIAS CORRIENTES	67,967,863.00	13,180,914.35	81,148,777.35	80,618,960.16	529,817.19	80,618,960.16	100%	529,817.19	80,525,010.16	93,950.00	67,309,408.28	13,215,601.88	84%
6 ACTIVOS NO FINANCIEROS	1,380,948.00	2,771,563.53	4,152,511.53	4,152,511.53	0.00	4,152,511.53	100%	0.00	4,152,511.53	0.00	0.00	4,152,511.53	0%
Total UE:	**190,314,280.00**	**35,000,000.00**	**225,314,280.00**	**223,186,345.00**	**2,127,935.00**	**222,816,345.00**		**2,497,935.00**	**221,874,979.65**	**941,365.35**	**184,280,044.48**	**37,594,935.17**	
Total DAF:	**190,314,280.00**	**35,000,000.00**	**225,314,280.00**	**223,186,345.00**	**2,127,935.00**	**222,816,345.00**		**2,497,935.00**	**221,874,979.65**	**941,365.35**	**184,280,044.48**	**37,594,935.17**	
Total Dependencia:	**190,314,280.00**	**35,000,000.00**	**225,314,280.00**	**223,186,345.00**	**2,127,935.00**	**222,816,345.00**		**2,497,935.00**	**221,874,979.65**	**941,365.35**	**184,280,044.48**	**37,594,935.17**	
Total Capitulo:	**190,314,280.00**	**35,000,000.00**	**225,314,280.00**	**223,186,345.00**	**2,127,935.00**	**222,816,345.00**		**2,497,935.00**	**221,874,979.65**	**941,365.35**	**184,280,044.48**	**37,594,935.17**	

EJECUCION DEL GASTO CONSOLIDADO POR CAPITULO, DEPENDENCIA,DAF UE Y OBJETO

Sistema Integrado de Gestión Financiera

Periodo: 2007

Del: 01/01/07 Al: 30/04/2008

(VALORES EN RD$)

Descripcion 1	Apropiacion Original 2	Modificaciones Presupuestarias 3	Apropiacion Vigente 4	Prevision de la Apropiacion 5	Disponible Temporal 6	Compromiso 7	% 8=7/5	Apropiacion Disponible 9=(4-7)	Devengado 10	Compromiso no Devengado 11=(7-10)	Pagado 12	Devengado no Pagado 13=(10-12)	% 14=12/
Capitulo 0218	**SEC. DE ESTADO DE MEDIO AMBIENTE. Y REC. NAT.**												
Dependencia 01	**SEC. DE E. DE MED. AMB. Y RE. NAT.**												
DAF 01	**SUBSECRETARIA ADMINISTRATIVA**												
UE 0001	**SEC. DE ESTADO DE MEDIO AMBIENTE. Y REC. NAT.**												
1 SERVICIOS PERSONALES	564,556,470.00	651,381.44	565,207,851.44	551,160,450.28	14,047,401.16	551,018,450.28	100%	14,189,401.16	551,018,450.28	0.00	518,037,475.28	32,980,975.00	94%
2 SERVICIOS NO PERSONALES	214,603,949.00	-42,098,017.13	172,505,931.87	104,527,793.45	67,978,138.42	102,635,461.75	98%	69,870,470.12	101,882,223.10	753,238.65	91,290,575.67	10,591,647.43	90%
3 MATERIALES Y SUMINISTROS	200,404,774.00	-15,991,890.96	184,412,883.04	95,269,235.12	89,143,647.92	95,269,235.12	100%	89,143,647.92	95,234,436.33	34,798.79	92,627,610.60	2,606,825.73	97%
4 TRANSFERENCIAS CORRIENTES	927,449,087.00	126,922,993.96	1,054,372,080.96	1,053,630,225.16	741,855.80	1,053,630,225.16	100%	741,855.80	1,053,630,225.16	0.00	1,039,965,013.63	13,665,211.53	99%
5 TRANSFERENCIAS DE CAPITAL	760,568,647.00	266,923,458.13	1,027,492,105.13	1,027,492,104.09	1.04	1,027,492,104.09	100%	1.04	1,027,492,104.09	0.00	1,027,492,104.09	0.00	100%
6 ACTIVOS NO FINANCIEROS	242,443,763.00	-37,713,616.98	204,730,146.02	135,178,938.10	69,551,207.92	134,695,643.21	100%	70,034,502.81	134,679,606.21	16,037.00	132,751,671.86	1,927,934.35	99%
Total UE:	**2,910,026,690.00**	**298,694,308.46**	**3,208,720,998.46**	**2,967,258,746.20**	**241,462,252.26**	**2,964,741,119.61**		**243,979,878.85**	**2,963,937,045.17**	**804,074.44**	**2,902,164,451.13**	**61,772,594.04**	
UE 0002	**SERVICIOS DE COORD. DEL GABINETE DEL MED. AMB. Y DES. FISICO**												
1 SERVICIOS PERSONALES	3,475,184.00	-2,944,145.18	531,038.82	531,038.82	0.00	531,038.82	100%	0.00	531,038.82	0.00	531,038.82	0.00	100%
2 SERVICIOS NO PERSONALES	2,722,434.00	-2,344,955.01	377,478.99	377,478.99	0.00	377,478.99	100%	0.00	377,478.99	0.00	377,478.99	0.00	100%
3 MATERIALES Y SUMINISTROS	1,757,060.00	-1,687,060.00	70,000.00	70,000.00	0.00	70,000.00	100%	0.00	70,000.00	0.00	70,000.00	0.00	100%
Total UE:	**7,954,678.00**	**-6,976,160.19**	**978,517.81**	**978,517.81**	**0.00**	**978,517.81**		**0.00**	**978,517.81**	**0.00**	**978,517.81**	**0.00**	
UE 0003	**SERVICIO NACIONAL DE PROTECCION AMBIENTAL**												
1 SERVICIOS PERSONALES	0.00	15,774,034.64	15,774,034.64	14,570,727.02	1,203,307.62	14,570,727.02	100%	1,203,307.62	14,409,339.93	161,387.09	13,024,097.68	1,385,242.25	90%
2 SERVICIOS NO PERSONALES	0.00	2,628,198.00	2,628,198.00	504,534.69	2,123,663.31	460,470.69	91%	2,167,727.31	460,470.69	0.00	293,568.69	166,902.00	64%
3 MATERIALES Y SUMINISTROS	0.00	6,043,222.99	6,043,222.99	2,256,526.03	3,786,696.96	2,256,526.03	100%	3,786,696.96	1,956,526.03	300,000.00	886,069.31	1,070,456.72	45%
6 ACTIVOS NO FINANCIEROS	0.00	451,650.00	451,650.00	280,720.00	170,930.00	280,720.00	100%	170,930.00	280,720.00	0.00	0.00	280,720.00	0%
Total UE:	**0.00**	**24,897,105.63**	**24,897,105.63**	**17,612,507.74**	**7,284,597.89**	**17,568,443.74**		**7,328,661.89**	**17,107,056.65**	**461,387.09**	**14,203,735.68**	**2,903,320.97**	
Total DAF:	**2,917,981,368.00**	**316,615,253.90**	**3,234,596,621.90**	**2,985,849,771.75**	**248,746,850.15**	**2,983,288,081.16**		**251,308,540.74**	**2,982,022,619.63**	**1,265,461.53**	**2,917,346,704.62**	**64,675,915.01**	
DAF 02	**GABINETE DE MEDIO AMBIENTE**												
UE 0001	**GABINETE DE MEDIO AMBIENTE**												
1 SERVICIOS PERSONALES	0.00	2,842,828.18	2,842,828.18	2,362,294.93	480,533.25	2,362,294.93	100%	480,533.25	2,362,294.93	0.00	2,362,294.93	0.00	100%
2 SERVICIOS NO PERSONALES	0.00	1,640,872.01	1,640,872.01	50,383.73	1,590,488.28	50,383.73	100%	1,590,488.28	50,383.73	0.00	50,383.73	0.00	100%
3 MATERIALES Y SUMINISTROS	0.00	1,886,060.00	1,886,060.00	970,870.98	915,189.02	970,870.98	100%	915,189.02	970,870.98	0.00	970,870.98	0.00	100%
Total UE:	**0.00**	**6,369,760.19**	**6,369,760.19**	**3,383,549.64**	**2,986,210.55**	**3,383,549.64**		**2,986,210.55**	**3,383,549.64**	**0.00**	**3,383,549.64**	**0.00**	
Total DAF:	**0.00**	**6,369,760.19**	**6,369,760.19**	**3,383,549.64**	**2,986,210.55**	**3,383,549.64**		**2,986,210.55**	**3,383,549.64**	**0.00**	**3,383,549.64**	**0.00**	
Total Dependencia:	**2,917,981,368.00**	**322,985,014.09**	**3,240,966,382.09**	**2,989,233,321.39**	**251,733,060.70**	**2,986,671,630.80**		**254,294,751.29**	**2,985,406,169.27**	**1,265,461.53**	**2,920,730,254.26**	**64,675,915.01**	
Total Capitulo:	**2,917,981,368.00**	**322,985,014.09**	**3,240,966,382.09**	**2,989,233,321.39**	**251,733,060.70**	**2,986,671,630.80**		**254,294,751.29**	**2,985,406,169.27**	**1,265,461.53**	**2,920,730,254.26**	**64,675,915.01**	

EJECUCION DEL GASTO CONSOLIDADO POR CAPITULO, DEPENDENCIA,DAF UE Y OBJETO

Sistema Integrado de Gestión Financiera

Periodo: 2007

Del: 01/01/07 Al: 30/04/2008

(VALORES EN RD$)

Descripcion 1	Apropiacion Original 2	Modificaciones Presupuestarias 3	Apropiacion Vigente 4	Prevision de la Apropiacion 5	Disponible Temporal 6	Compromiso 7	% 8=7/5	Apropiacion Disponible 9=(4-7)	Devengado 10	Compromiso no Devengado 11=(7-10)	Pagado 12	Devengado no Pagado 13=(10-12)	% 14=12/
Capitulo 0219	**SEC. DE ESTADO DE EDUCACION SUP., C. Y TEC.**												
Dependencia 01	**SEC. DE E. DE EDUC. SUP., C. Y TEC.**												
DAF 01	**SUBSECRETARIA ADMINISTRATIVA**												
UE 0001	**SECRETARIA DE ESTADO DE EDUCACION SUPERIOR, CIENCIA Y TECNOLOGIA**												
1 SERVICIOS PERSONALES	129,238,848.00	575,603.22	129,814,451.22	127,415,234.59	2,399,216.63	127,370,174.59	100%	2,444,276.63	127,370,174.59	0.00	127,370,174.59	0.00	100%
2 SERVICIOS NO PERSONALES	104,512,517.00	53,606,270.08	158,118,787.08	141,484,365.56	16,634,421.52	138,977,804.83	98%	19,140,982.25	138,785,717.83	192,087.00	132,019,530.60	6,766,187.23	95%
3 MATERIALES Y SUMINISTROS	77,049,425.00	-46,819,731.26	30,229,693.74	23,102,436.35	7,127,257.39	23,102,436.35	100%	7,127,257.39	22,472,358.78	630,077.57	17,861,519.13	4,610,839.65	79%
4 TRANSFERENCIAS CORRIENTES	2,992,830,651.00	450,079,211.00	3,442,909,862.00	3,441,237,389.29	1,672,472.71	3,441,237,389.29	100%	1,672,472.71	3,441,237,389.29	0.00	3,439,087,389.29	2,150,000.00	100%
5 TRANSFERENCIAS DE CAPITAL	184,235,380.00	203,448,666.09	387,684,046.09	387,684,046.09	0.00	387,684,046.09	100%	0.00	387,684,046.09	0.00	387,684,046.09	0.00	100%
6 ACTIVOS NO FINANCIEROS	122,000,000.00	25,095,496.79	147,095,496.79	145,000,424.23	2,095,072.56	145,000,424.23	100%	2,095,072.56	145,000,424.23	0.00	127,728,567.39	17,271,856.84	88%
8 PASIVOS FINANCIEROS	66,000,000.00	-7,189,005.10	58,810,994.90	58,809,105.94	1,888.96	58,809,105.94	100%	1,888.96	58,809,105.94	0.00	58,809,105.94	0.00	100%
9 GASTOS FINANCIEROS	22,000,000.00	-5,395,411.73	16,604,588.27	16,601,586.77	3,001.50	16,601,586.77	100%	3,001.50	16,601,586.77	0.00	16,601,586.77	0.00	100%
Total UE:	**3,697,866,821.00**	**673,401,099.09**	**4,371,267,920.09**	**4,341,334,588.82**	**29,933,331.27**	**4,338,782,968.09**		**32,484,952.00**	**4,337,960,803.52**	**822,164.57**	**4,307,161,919.80**	**30,798,883.72**	
Total DAF:	**3,697,866,821.00**	**673,401,099.09**	**4,371,267,920.09**	**4,341,334,588.82**	**29,933,331.27**	**4,338,782,968.09**		**32,484,952.00**	**4,337,960,803.52**	**822,164.57**	**4,307,161,919.80**	**30,798,883.72**	
Total Dependencia:	**3,697,866,821.00**	**673,401,099.09**	**4,371,267,920.09**	**4,341,334,588.82**	**29,933,331.27**	**4,338,782,968.09**		**32,484,952.00**	**4,337,960,803.52**	**822,164.57**	**4,307,161,919.80**	**30,798,883.72**	
Total Capitulo:	**3,697,866,821.00**	**673,401,099.09**	**4,371,267,920.09**	**4,341,334,588.82**	**29,933,331.27**	**4,338,782,968.09**		**32,484,952.00**	**4,337,960,803.52**	**822,164.57**	**4,307,161,919.80**	**30,798,883.72**	

EJECUCION DEL GASTO CONSOLIDADO POR CAPITULO, DEPENDENCIA,DAF UE Y OBJETO

Sistema Integrado de Gestión Financiera

Periodo: 2007

Del: 01/01/07 Al: 30/04/2008

(VALORES EN RD$)

Descripcion 1	Apropiacion Original 2	Modificaciones Presupuestarias 3	Apropiacion Vigente 4	Prevision de la Apropiacion 5	Disponible Temporal 6	Compromiso 7	% 8=7/5	Apropiacion Disponible 9=(4-7)	Devengado 10	Compromiso no Devengado 11=(7-10)	Pagado 12	Devengado no Pagado 13=(10-12)	% 14=12/
Capitulo 0301	**PODER JUDICIAL**												
Dependencia 01	**PODER JUDICIAL**												
DAF 01	**DIRECCIÓN ADMINISTRATIVA FINANCIERA**												
UE 0001	**SUPREMA CORTE DE JUSTICIA**												
1 SERVICIOS PERSONALES	1,115,834,123.00	0.00	1,115,834,123.00	1,115,834,122.30	0.70	1,115,834,122.30	100%	0.70	1,115,834,122.30	0.00	1,115,834,122.30	0.00	100%
2 SERVICIOS NO PERSONALES	636,966,607.00	0.00	636,966,607.00	634,083,042.36	2,883,564.64	634,083,042.36	100%	2,883,564.64	634,083,042.36	0.00	634,083,042.36	0.00	100%
3 MATERIALES Y SUMINISTROS	1,129,995,056.00	0.00	1,129,995,056.00	1,128,020,887.64	1,974,168.36	1,128,020,887.64	100%	1,974,168.36	1,128,020,887.64	0.00	1,128,020,887.64	0.00	100%
4 TRANSFERENCIAS CORRIENTES	173,828,196.00	15,000,000.00	188,828,196.00	188,828,196.00	0.00	188,828,196.00	100%	0.00	188,828,196.00	0.00	188,828,196.00	0.00	100%
6 ACTIVOS NO FINANCIEROS	98,813,165.00	0.00	98,813,165.00	98,813,159.00	6.00	98,813,159.00	100%	6.00	98,813,159.00	0.00	98,813,159.00	0.00	100%
8 PASIVOS FINANCIEROS	40,000,000.00	0.00	40,000,000.00	40,000,000.00	0.00	40,000,000.00	100%	0.00	40,000,000.00	0.00	40,000,000.00	0.00	100%
Total UE:	**3,195,437,147.00**	**15,000,000.00**	**3,210,437,147.00**	**3,205,579,407.30**	**4,857,739.70**	**3,205,579,407.30**		**4,857,739.70**	**3,205,579,407.30**	**0.00**	**3,205,579,407.30**	**0.00**	
Total DAF:	**3,195,437,147.00**	**15,000,000.00**	**3,210,437,147.00**	**3,205,579,407.30**	**4,857,739.70**	**3,205,579,407.30**		**4,857,739.70**	**3,205,579,407.30**	**0.00**	**3,205,579,407.30**	**0.00**	
Total Dependencia:	**3,195,437,147.00**	**15,000,000.00**	**3,210,437,147.00**	**3,205,579,407.30**	**4,857,739.70**	**3,205,579,407.30**		**4,857,739.70**	**3,205,579,407.30**	**0.00**	**3,205,579,407.30**	**0.00**	
Total Capitulo:	**3,195,437,147.00**	**15,000,000.00**	**3,210,437,147.00**	**3,205,579,407.30**	**4,857,739.70**	**3,205,579,407.30**		**4,857,739.70**	**3,205,579,407.30**	**0.00**	**3,205,579,407.30**	**0.00**	

EJECUCION DEL GASTO CONSOLIDADO POR CAPITULO, DEPENDENCIA,DAF UE Y OBJETO

Sistema Integrado de Gestión Financiera

Periodo: 2007

Del: 01/01/07 Al: 30/04/2008

(VALORES EN RD$)

Descripcion 1	Apropiacion Original 2	Modificaciones Presupuestarias 3	Apropiacion Vigente 4	Prevision de la Apropiacion 5	Disponible Temporal 6	Compromiso 7	% 8=7/5	Apropiacion Disponible 9=(4-7)	Devengado 10	Compromiso no Devengado 11=(7-10)	Pagado 12	Devengado no Pagado 13=(10-12)	% 14=12/
Capitulo 0401	**JUNTA CENTRAL ELECTORAL**												
Dependencia 01	**JUNTA CENTRAL ELECTORAL**												
DAF 01	**DIRECCIÓN ADMINISTRATIVA FINANCIERA**												
UE 0001	**JUNTA CENTRAL ELECTORAL**												
1 SERVICIOS PERSONALES	778,438,327.00	88,415,949.00	866,854,276.00	866,854,276.00	0.00	866,854,276.00	100%	0.00	866,854,276.00	0.00	866,854,276.00	0.00	100%
2 SERVICIOS NO PERSONALES	353,027,415.00	-20,000,000.00	333,027,415.00	333,027,415.00	0.00	333,027,415.00	100%	0.00	333,027,415.00	0.00	333,027,415.00	0.00	100%
3 MATERIALES Y SUMINISTROS	248,889,775.00	-10,000,000.00	238,889,775.00	238,889,775.00	0.00	238,889,775.00	100%	0.00	238,889,775.00	0.00	238,889,775.00	0.00	100%
4 TRANSFERENCIAS CORRIENTES	334,959,942.00	0.00	334,959,942.00	334,508,356.03	451,585.97	334,508,356.03	100%	451,585.97	334,508,356.03	0.00	334,508,356.03	0.00	100%
6 ACTIVOS NO FINANCIEROS	109,541,583.00	-58,415,949.00	51,125,634.00	51,125,634.00	0.00	51,125,634.00	100%	0.00	51,125,634.00	0.00	51,125,634.00	0.00	100%
8 PASIVOS FINANCIEROS	10,430,945.00	0.00	10,430,945.00	10,430,945.00	0.00	10,430,945.00	100%	0.00	10,430,945.00	0.00	10,430,945.00	0.00	100%
Total UE:	**1,835,287,987.00**	**0.00**	**1,835,287,987.00**	**1,834,836,401.03**	**451,585.97**	**1,834,836,401.03**		**451,585.97**	**1,834,836,401.03**	**0.00**	**1,834,836,401.03**	**0.00**	
Total DAF:	**1,835,287,987.00**	**0.00**	**1,835,287,987.00**	**1,834,836,401.03**	**451,585.97**	**1,834,836,401.03**		**451,585.97**	**1,834,836,401.03**	**0.00**	**1,834,836,401.03**	**0.00**	
Total Dependencia:	**1,835,287,987.00**	**0.00**	**1,835,287,987.00**	**1,834,836,401.03**	**451,585.97**	**1,834,836,401.03**		**451,585.97**	**1,834,836,401.03**	**0.00**	**1,834,836,401.03**	**0.00**	
Total Capitulo:	**1,835,287,987.00**	**0.00**	**1,835,287,987.00**	**1,834,836,401.03**	**451,585.97**	**1,834,836,401.03**		**451,585.97**	**1,834,836,401.03**	**0.00**	**1,834,836,401.03**	**0.00**	

EJECUCION DEL GASTO CONSOLIDADO POR CAPITULO, DEPENDENCIA,DAF UE Y OBJETO

Sistema Integrado de Gestión Financiera

Periodo: 2007

Del: 01/01/07 Al: 30/04/2008

(VALORES EN RD$)

Descripcion 1	Apropiacion Original 2	Modificaciones Presupuestarias 3	Apropiacion Vigente 4	Prevision de la Apropiacion 5	Disponible Temporal 6	Compromiso 7	% 8=7/5	Apropiacion Disponible 9=(4-7)	Devengado 10	Compromiso no Devengado 11=(7-10)	Pagado 12	Devengado no Pagado 13=(10-12)	% 14=12/
Capitulo 0402	**CÁMARA DE CUENTAS**												
Dependencia 01	**CAMARA DE CUENTAS**												
DAF 01	**DIRECCIÒN ADMINISTRATIVA FINANCIERA**												
UE 0001	**CAMARA DE CUENTAS DE LA REPUBLICA DOMINICANA**												
1 SERVICIOS PERSONALES	162,152,533.00	15,000,000.00	177,152,533.00	177,152,510.97	22.03	177,152,510.97	100%	22.03	177,152,510.97	0.00	177,152,510.97	0.00	100%
2 SERVICIOS NO PERSONALES	114,007,348.00	0.00	114,007,348.00	114,007,222.95	125.05	114,007,222.95	100%	125.05	114,007,222.95	0.00	114,007,222.95	0.00	100%
3 MATERIALES Y SUMINISTROS	81,114,329.00	0.00	81,114,329.00	81,114,227.97	101.03	81,114,227.97	100%	101.03	81,114,227.97	0.00	81,114,227.97	0.00	100%
4 TRANSFERENCIAS CORRIENTES	9,476,833.00	0.00	9,476,833.00	9,476,823.99	9.01	9,476,823.99	100%	9.01	9,476,823.99	0.00	9,476,823.99	0.00	100%
6 ACTIVOS NO FINANCIEROS	14,934,901.00	0.00	14,934,901.00	14,934,879.99	21.01	14,934,879.99	100%	21.01	14,934,879.99	0.00	14,934,879.99	0.00	100%
Total UE:	**381,685,944.00**	**15,000,000.00**	**396,685,944.00**	**396,685,665.87**	**278.13**	**396,685,665.87**		**278.13**	**396,685,665.87**	**0.00**	**396,685,665.87**	**0.00**	
Total DAF:	**381,685,944.00**	**15,000,000.00**	**396,685,944.00**	**396,685,665.87**	**278.13**	**396,685,665.87**		**278.13**	**396,685,665.87**	**0.00**	**396,685,665.87**	**0.00**	
Total Dependencia:	**381,685,944.00**	**15,000,000.00**	**396,685,944.00**	**396,685,665.87**	**278.13**	**396,685,665.87**		**278.13**	**396,685,665.87**	**0.00**	**396,685,665.87**	**0.00**	
Total Capitulo:	**381,685,944.00**	**15,000,000.00**	**396,685,944.00**	**396,685,665.87**	**278.13**	**396,685,665.87**		**278.13**	**396,685,665.87**	**0.00**	**396,685,665.87**	**0.00**	

EJECUCION DEL GASTO CONSOLIDADO POR CAPITULO, DEPENDENCIA,DAF UE Y OBJETO

Sistema Integrado de Gestión Financiera

Periodo: 2007

Del: 01/01/07 Al: 30/04/2008

(VALORES EN RD$)

Descripcion 1	Apropiacion Original 2	Modificaciones Presupuestarias 3	Apropiacion Vigente 4	Prevision de la Apropiacion 5	Disponible Temporal 6	Compromiso 7	% 8=7/5	Apropiacion Disponible 9=(4-7)	Devengado 10	Compromiso no Devengado 11=(7-10)	Pagado 12	Devengado no Pagado 13=(10-12)	% 14=12/
Capitulo 0998	**ADMINISTRACION DE DEUDA PUBLICA Y ACTIVOS FINANCIEROS**												
Dependencia 01	**ADMINISTRACION DE LA DEUDA PUBLICA Y ACTIVOS FINANCIEROS**												
DAF 01	**DIRECCIÓN ADMINISTRATIVA FINANCIERA**												
UE 0001	**SECRETARIA DE ESTADO DE HACIENDA (DEUDA PUBLICA)**												
7 ACTIVOS FINANCIEROS	0.00	2,375,443,750.00	2,375,443,750.00	530,438,667.50	1,845,005,082.50	530,438,667.50	100%	1,845,005,082.50	530,438,667.50	0.00	530,438,667.50	0.00	100%
8 PASIVOS FINANCIEROS	40,449,689,308.00	-1,393,477,250.00	39,056,212,058.00	36,349,948,260.66	2,706,263,797.34	36,349,948,260.66	100%	2,706,263,797.34	36,349,948,260.66	0.00	36,340,197,068.96	9,751,191.68	100%
9 GASTOS FINANCIEROS	19,515,300,000.00	-3,847,706,129.00	15,667,593,871.00	15,660,902,622.10	6,691,248.90	15,660,902,622.10	100%	6,691,248.90	15,660,902,622.10	0.00	15,660,067,466.16	835,155.94	100%
Total UE:	**59,964,989,308.00**	**-2,865,739,629.00**	**57,099,249,679.00**	**52,541,289,550.26**	**4,557,960,128.74**	**52,541,289,550.26**		**4,557,960,128.74**	**52,541,289,550.26**	**0.00**	**52,530,703,202.64**	**10,586,347.62**	
Total DAF:	**59,964,989,308.00**	**-2,865,739,629.00**	**57,099,249,679.00**	**52,541,289,550.26**	**4,557,960,128.74**	**52,541,289,550.26**		**4,557,960,128.74**	**52,541,289,550.26**	**0.00**	**52,530,703,202.64**	**10,586,347.62**	
Total Dependencia:	**59,964,989,308.00**	**-2,865,739,629.00**	**57,099,249,679.00**	**52,541,289,550.26**	**4,557,960,128.74**	**52,541,289,550.26**		**4,557,960,128.74**	**52,541,289,550.26**	**0.00**	**52,530,703,202.64**	**10,586,347.62**	
Total Capitulo:	**59,964,989,308.00**	**-2,865,739,629.00**	**57,099,249,679.00**	**52,541,289,550.26**	**4,557,960,128.74**	**52,541,289,550.26**		**4,557,960,128.74**	**52,541,289,550.26**	**0.00**	**52,530,703,202.64**	**10,586,347.62**	

EJECUCION DEL GASTO CONSOLIDADO POR CAPITULO, DEPENDENCIA,DAF UE Y OBJETO

Sistema Integrado de Gestión Financiera

Periodo: 2007

Del: 01/01/07 Al: 30/04/2008

(VALORES EN RD$)

Descripcion 1	Apropiacion Original 2	Modificaciones Presupuestarias 3	Apropiacion Vigente 4	Prevision de la Apropiacion 5	Disponible Temporal 6	Compromiso 7	% 8=7/5	Apropiacion Disponible 9=(4-7)	Devengado 10	Compromiso no Devengado 11=(7-10)	Pagado 12	Devengado no Pagado 13=(10-12)	% 14=12/
Capitulo 0999	ADMINISTACION DE OBLIGACIONES DEL TESORO NACIONAL												
Dependencia 01	OBLIGACIONES DEL TESORO NACIONAL												
DAF 01	DIRECCIÓN ADMINISTRATIVA FINANCIERA												
UE 0001	SECRETARIA DE ESTADO DE HACIENDA (OBLIGACIONES DEL TESORO)												
2 SERVICIOS NO PERSONALES	2,784,000,000.00	210,174,999.82	2,994,174,999.82	2,994,174,816.93	182.89	2,994,174,816.93	100%	182.89	2,994,174,816.93	0.00	2,736,380,530.67	257,794,286.26	91%
4 TRANSFERENCIAS CORRIENTES	25,453,348,582.00	7,419,276,142.69	32,872,624,724.69	32,707,518,615.02	165,106,109.67	32,707,518,615.02	100%	165,106,109.67	32,707,518,615.02	0.00	31,407,039,821.68	1,300,478,793.34	96%
Total UE:	**28,237,348,582.00**	**7,629,451,142.51**	**35,866,799,724.51**	**35,701,693,431.95**	**165,106,292.56**	**35,701,693,431.95**		**165,106,292.56**	**35,701,693,431.95**	**0.00**	**34,143,420,352.35**	**1,558,273,079.60**	
Total DAF:	**28,237,348,582.00**	**7,629,451,142.51**	**35,866,799,724.51**	**35,701,693,431.95**	**165,106,292.56**	**35,701,693,431.95**		**165,106,292.56**	**35,701,693,431.95**	**0.00**	**34,143,420,352.35**	**1,558,273,079.60**	
Total Dependencia:	**28,237,348,582.00**	**7,629,451,142.51**	**35,866,799,724.51**	**35,701,693,431.95**	**165,106,292.56**	**35,701,693,431.95**		**165,106,292.56**	**35,701,693,431.95**	**0.00**	**34,143,420,352.35**	**1,558,273,079.60**	
Total Capitulo:	**28,237,348,582.00**	**7,629,451,142.51**	**35,866,799,724.51**	**35,701,693,431.95**	**165,106,292.56**	**35,701,693,431.95**		**165,106,292.56**	**35,701,693,431.95**	**0.00**	**34,143,420,352.35**	**1,558,273,079.60**	
Total :	**258,479,546,529.85**	**23,257,424,202.21**	**281,736,970,732.06**	**270,966,280,971.43**	**10,770,689,760.63**	**270,822,251,945.80**		**10,914,718,786.26**	**270,618,972,413.24**	**203,279,532.56**	**264,806,329,142.29**	**5,812,643,270.95**	
Anticipos y Fondos de Terceros									**3,918,593,557.28**		**2,435,682,996.70**		
Libramiento Periodo Anterior									**1,381,171,153.03**		**1,378,537,086.06**		
Total General:									**275,918,737,123.55**		**268,620,549,225.05**		

REPORTE DE EJECUCION DEL GASTO POR CAPITULOS Y PROGRAMAS

DIGEPRES
Dirección General de Presupuesto

Sistema Integrado de Gestión Financiera

Periodo: 2007

REPORTE DE EJECUCION DEL GASTO POR CAPITULO Y PROGRAMAS

Cap: 0101 Fec.Inicial: 01/01/2007 Fec.Final: 30/04/2008

Capitulo 0101
Dependencia 01
Fuente Financ 10

Prog	Sub	Pry	Act	Descripcion 1	Apropiacion Original 2	Modificaciones 3	Apropiacion Vigente 4	Prevision de la Apropiacion 5	Disponible 6	Compromiso 7	% Compromiso 8	Apropiacion Disponible 9	Devengado 10	Compromiso No Devengado 11	Pagado 12	Devengado No Pagado 13	Por Pagar 14
11	00	00		CAMARA DE SENADORES	917,510,465.00	150,000,000.00	1,067,510,465.00	1,067,509,465.01	999.99	1,067,509,465.01	100.00	999.99	1,067,509,465.01	0.00	1,067,509,465.01	0.00	100.00
			0001	LEGISLACION DE SENADORES	917,510,465.00	150,000,000.00	1,067,510,465.00	1,067,509,465.01	999.99	1,067,509,465.01	100.00	999.99	1,067,509,465.01	0.0	1,067,509,465.01	0.00	100.00
98	00	00		ADMINISTRACION DE CONTRIBUCIONES ESPECIALES (SEN	144,243,693.00	0.00	144,243,693.00	144,243,692.99	0.01	144,243,692.99	100.00	0.01	144,243,692.99	0.00	144,243,692.99	0.00	100.00
			0000	ADMINISTRACION DE CONTRIBUCIONES ESPECIALES (SEN	144,243,693.00	0.00	144,243,693.00	144,243,692.99	0.01	144,243,692.99	100.00	0.01	144,243,692.99	0.0	144,243,692.99	0.00	100.00
99	00	00		ADM. DE ACTIVOS, PASIVOS Y TRANSFERENCIAS (SENADC	43,972,267.00	0.00	43,972,267.00	43,972,267.00	0.00	43,972,267.00	100.00	0.00	43,972,267.00	0.00	43,972,267.00	0.00	100.00
			0000	ADM. DE ACTIVOS, PASIVOS Y TRANSFERENCIAS	43,972,267.0(	0.00	43,972,267.0(	43,972,267.0(	0.00	43,972,267.0(	100.00	0.00	43,972,267.0(	0.0	43,972,267.0(	0.00	100.00
	Total Fuente:			10	1,105,726,425.00	150,000,000.00	1,255,726,425.00	1,255,725,425.00	1,000.00	1,255,725,425.00	300.00	1,000.00	1,255,725,425.00	0.00	1,255,725,425.00	0.00	300.00
	Total Dependencia:			01	1,105,726,425.00	150,000,000.00	1,255,726,425.00	1,255,725,425.00	1,000.00	1,255,725,425.00	300.00	1,000.00	1,255,725,425.00	0.00	1,255,725,425.00	0.(	300.00

Dependencia 02
Fuente Financ 10

Prog	Sub	Pry	Act	Descripcion 1	Apropiacion Original 2	Modificaciones 3	Apropiacion Vigente 4	Prevision de la Apropiacion 5	Disponible 6	Compromiso 7	% Compromiso 8	Apropiacion Disponible 9	Devengado 10	Compromiso No Devengado 11	Pagado 12	Devengado No Pagado 13	Por Pagar 14
11	00	00		CAMARA DE DIPUTADOS	2,536,936,653.00	250,000,000.00	2,786,936,653.00	2,786,936,650.46	2.54	2,786,936,650.46	100.00	2.54	2,786,936,650.46	0.00	2,786,936,650.46	0.00	100.00
			0001	LEGISLACION DE DIPUTADOS	2,536,936,653.00	250,000,000.00	2,786,936,653.00	2,786,936,650.46	2.54	2,786,936,650.46	100.00	2.54	2,786,936,650.46	0.0	2,786,936,650.46	0.00	100.00
98	00	00		ADMINISTRACION DE CONTRIBUCIONES ESPECIALES (DIP(	309,563,840.00	0.00	309,563,840.00	309,563,839.92	0.08	309,563,839.92	100.00	0.08	309,563,839.92	0.00	309,563,839.92	0.00	100.00
			0000	ADMINISTRACION DE CONTRIBUCIONES ESPECIALES (DIP(	309,563,840.00	0.00	309,563,840.00	309,563,839.92	0.08	309,563,839.92	100.00	0.08	309,563,839.92	0.0	309,563,839.92	0.00	100.00
99	00	00		ADM. DE ACTIVOS, PASIVOS Y TRANSFERENCIAS (DIPUTAD	33,527,833.00	0.00	33,527,833.00	33,527,832.96	0.04	33,527,832.96	100.00	0.04	33,527,832.96	0.00	33,527,832.96	0.00	100.00
			0000	ADM. DE ACTIVOS, PASIVOS Y TRANSFERENCIAS	33,527,833.0(	0.00	33,527,833.0(	33,527,832.96	0.04	33,527,832.96	100.00	0.04	33,527,832.96	0.0	33,527,832.96	0.00	100.00
	Total Fuente:			10	2,880,028,326.00	250,000,000.00	3,130,028,326.00	3,130,028,323.34	2.66	3,130,028,323.34	300.00	2.66	3,130,028,323.34	0.00	3,130,028,323.34	0.00	300.00
	Total Dependencia:			02	2,880,028,326.00	250,000,000.00	3,130,028,326.00	3,130,028,323.34	2.66	3,130,028,323.34	300.00	2.66	3,130,028,323.34	0.00	3,130,028,323.34	0.(	300.00
	Total Capitulo :			0101	3,985,754,751.00	400,000,000.00	4,385,754,751.00	4,385,753,748.34	1,002.66	4,385,753,748.34	600.00	1,002.66	4,385,753,748.34	0.00	4,385,753,748.34	0.00	600.00
	Total:				3,985,754,751.00	400,000,000.00	4,385,754,751.00	4,385,753,748.34	1,002.66	4,385,753,748.34	600.00	1,002.66	4,385,753,748.34	0.00	4,385,753,748.34	0.00	600.00

Sistema Integrado de Gestión Financiera

Periodo: 2007

REPORTE DE EJECUCION DEL GASTO POR CAPITULO Y PROGRAMAS

Cap: 0201 Fec.Inicial: 01/01/2007 Fec.Final: 30/04/2008

Capitulo 0201
Dependencia 01
Fuente Financ 10

Prog	Sub	Pry	Act	Descripcion 1	Apropiacion Original 2	Modificaciones 3	Apropiación Vigente 4	Previsión de la Apropiacion 5	Disponible 6	Compromiso 7	% Compromiso 8	Apropiación Disponible 9	Devengado 10	Compromiso No Devengado 11	Pagado 12	Devengado No Pagado 13	Por Pagar 14
01	00	00		ACTIVIDADES CENTRALES	7,627,830,329.00	4,928,000,000.00	12,555,830,329.00	12,505,698,337.56	50,131,991.44	12,486,203,208.58	2,397.99	69,627,120.42	12,480,538,452.27	5,664,756.31	11,072,736,183.80	1,407,802,268.47	2,090.97
			0028	ASISTENCIAS EN DESASTRES NATURALES	0.00	0.00	0.00	0.00	0.00	0.00	0.00	0.00	0.00	0.0	0.00	0.00	0.00
			0010	ASISTENCIA EN EL AREA DE DEPORTES, RECREACION, CU	0.00	255,252,860.17	255,252,860.17	255,252,860.17	0.00	255,252,860.17	100.00	0.00	255,252,860.17	0.0	255,252,860.17	0.00	100.00
			0016	ASISTENCIA EN EL AREA DE RIEGO	0.00	125,332,852.80	125,332,852.80	125,332,852.80	0.00	125,332,852.80	100.00	0.00	125,332,852.80	0.0	75,332,852.80	50,000,000.00	60.11
			0001	DIRECCION ADMINISTRATIVA	1,431,624,534.00	236,000,000.00	1,667,624,534.00	1,641,045,438.27	26,579,095.73	1,622,075,830.80	98.84	45,548,703.20	1,616,566,242.25	5,509,588.6	1,608,879,826.63	7,686,415.62	99.52
			0014	ASISTENCIA EN EL AREA DE SEGURIDAD SOCIAL	0.00	75,000,000.00	75,000,000.00	75,000,000.00	0.00	75,000,000.00	100.00	0.00	75,000,000.00	0.0	75,000,000.00	0.00	100.00
			0002	COORDINACION Y CONTROL GUBERNAMENTAL	65,649,728.00	0.00	65,649,728.00	64,311,875.31	1,337,852.69	63,851,875.31	99.28	1,797,852.69	63,714,124.99	137,750.3	56,710,674.57	7,003,450.42	89.01
			0003	SERVICIOS DE COMUNICACION DE LA PRESIDENCIA	310,077,221.00	78,620,000.00	388,697,221.00	384,492,858.13	4,204,362.87	384,468,913.13	100.00	4,208,307.87	384,473,893.93	15,019.2	384,332,892.29	141,001.64	99.96
			0009	ASISTENCIA EN EL AREA DE EDUCACION	721,675,000.00	-205,064,990.27	516,610,009.73	513,054,045.07	3,555,964.66	513,054,045.07	100.00	3,555,964.66	513,054,045.07	0.0	513,054,045.07	0.00	100.00
			0004	ADMINISTRACION DE OFICINAS GUBERNAMENTALES	47,078,846.00	0.00	47,078,846.00	44,626,359.39	2,452,486.61	44,564,782.88	99.86	2,514,063.12	44,562,384.64	2,398.2	43,590,983.85	971,400.79	97.82
			0013	ASISTENCIA EN EL AREA DE SERVICIOS MUNICIPALES	0.00	82,000,000.00	82,000,000.00	82,000,000.00	0.00	82,000,000.00	100.00	0.00	82,000,000.00	0.0	82,000,000.00	0.00	100.00
			0012	ASISTENCIA EN EL AREA DE AGUA POTABLE Y ALCANTARI	0.00	1,634,625,800.00	1,634,625,800.00	1,634,625,800.00	0.00	1,634,625,800.00	100.00	0.00	1,634,625,800.00	0.0	1,354,625,800.00	280,000,000.00	82.87
			0008	ASISTENCIA EN EL AREA DE JUSTICIA Y ORDEN PUBLICO	0.00	639,134,940.34	639,134,940.34	639,134,940.34	0.00	639,134,940.34	100.00	0.00	639,134,940.34	0.0	589,134,940.34	50,000,000.00	92.18
			0021	ASISTENCIA EN EL AREA DE PROTECCION DEL AIRE, AGUA	0.00	30,000,000.00	30,000,000.00	30,000,000.00	0.00	30,000,000.00	100.00	0.00	30,000,000.00	0.0	30,000,000.00	0.00	100.00
			0027	ASISTENCIA EN EL AREA DE TURISMO	0.00	16,750,000.00	16,750,000.00	16,750,000.00	0.00	16,750,000.00	100.00	0.00	16,750,000.00	0.0	16,750,000.00	0.00	100.00
			0006	ASISTENCIA EN EL AREA SOCIAL	1,443,350,000.00	-451,614,044.97	991,735,955.03	980,617,860.03	11,118,095.00	980,617,860.03	100.00	11,118,095.00	980,617,860.03	0.0	980,617,860.03	0.00	100.00
			0011	ASISTENCIA EN EL AREA DE SALUD	0.00	1,156,777,400.00	1,156,777,400.00	1,156,777,400.00	0.00	1,156,777,400.00	100.00	0.00	1,156,777,400.00	0.0	1,144,777,400.00	12,000,000.00	98.96
			0015	ASISTENCIA EN EL AREA DE AGROPECUARIA Y PESCA	721,675,000.00	-9,585,438.75	712,089,561.25	712,089,561.25	0.00	712,089,561.25	100.00	0.00	712,089,561.25	0.0	462,089,561.25	250,000,000.00	64.89
			0018	ASISTENCIA EN EL AREA DE TRANSPORTE	1,443,350,000.00	-83,550,000.00	1,359,800,000.00	1,359,800,000.00	0.00	1,359,800,000.00	100.00	0.00	1,359,800,000.00	0.0	1,059,800,000.00	300,000,000.00	77.94
			0020	ASISTENCIA EN EL AREA DE TRABAJO	0.00	9,000,000.00	9,000,000.00	9,000,000.00	0.00	9,000,000.00	100.00	0.00	9,000,000.00	0.0	9,000,000.00	0.00	100.00
			0026	ASISTENCIA EN EL AREA DE ADMINISTRACION GENERAL	0.00	1,159,546,700.00	1,159,546,700.00	1,159,546,700.00	0.00	1,159,546,700.00	100.00	0.00	1,159,546,700.00	0.0	1,159,546,700.00	0.00	100.00
			0019	ASISTENCIA EN EL AREA DE ENERGIA	0.00	150,000,000.00	150,000,000.00	150,000,000.00	0.00	150,000,000.00	100.00	0.00	150,000,000.00	0.0	0.00	150,000,000.00	0.00
			0023	ASISTENCIA EN EL AREA DE DEFENSA NACIONAL	0.00	811,628,300.00	811,628,300.00	811,628,300.00	0.00	811,628,300.00	100.00	0.00	811,628,300.00	0.0	811,628,300.00	0.00	100.00
			0024	ASISTENCIA EN EL AREA DE VIVIENDA	1,443,350,000.00	-1,027,465,866.12	415,884,133.88	415,000,000.00	884,133.88	415,000,000.00	100.00	884,133.88	415,000,000.00	0.0	115,000,000.00	300,000,000.00	27.71
			0025	ASISTENCIA EN EL AREA DE COMUNICACION	0.00	218,419,052.18	218,419,052.18	218,419,052.18	0.00	218,419,052.18	100.00	0.00	218,419,052.18	0.0	218,419,052.18	0.00	100.00
			0022	ASISTENCIA EN EL AREA DE RELACIONES INTERNACIONAL	0.00	27,192,434.62	27,192,434.62	27,192,434.62	0.00	27,192,434.62	100.00	0.00	27,192,434.62	0.0	27,192,434.62	0.00	100.00
02	00	11		PROYECTO CENTRAL	7,500,000.00	0.00	7,500,000.00	6,880,477.04	619,522.96	6,880,477.04	100.00	619,522.96	6,340,014.63	540,462.41	6,186,548.83	153,465.80	97.58
			0001	REFORMA CONSULTORIA JURIDICA DEL PODER EJECUTIV	7,500,000.00	0.00	7,500,000.00	6,880,477.04	619,522.96	6,880,477.04	100.00	619,522.96	6,340,014.63	540,462.4	6,186,548.83	153,465.80	97.58
11	00	00		CONTROL FISCAL	461,929,688.00	67,428,541.00	529,358,229.00	524,120,721.87	5,237,507.13	524,038,388.87	99.98	5,319,840.13	523,714,246.34	324,142.53	518,637,835.52	5,076,410.82	99.03
			0001	DIRECCION Y ADMINISTRACION	461,929,688.00	67,428,541.00	529,358,229.00	524,120,721.87	5,237,507.13	524,038,388.87	99.98	5,319,840.13	523,714,246.34	324,142.5	518,637,835.52	5,076,410.82	99.03
12	00	00		SUPERVISION Y CONTROL DE OBRAS DEL ESTADO	257,288,667.00	43,099,807.30	300,388,474.30	300,349,176.79	39,297.51	300,347,026.18	100.00	41,448.12	300,347,026.05	0.13	268,535,200.60	31,811,825.45	89.41
			0001	DIRECCION Y ADMINISTRACION	257,288,667.00	43,099,807.30	300,388,474.30	300,349,176.79	39,297.51	300,347,026.18	100.00	41,448.12	300,347,026.05	0.1	268,535,200.60	31,811,825.45	89.41
12	00	11		SUPERVISION Y CONTROL DE OBRAS DEL ESTADO	491,000,000.00	65,044,808.44	556,044,808.44	556,044,808.44	0.00	556,044,808.44	1,800.00	0.00	556,044,808.44	0.00	556,044,808.44	0.00	1,800.00
			0054	CONSTRUCCION DE LAS CALLES DE LOS BARRIOS DE PUE	0.00	54,455,808.44	54,455,808.44	54,455,808.44	0.00	54,455,808.44	100.00	0.00	54,455,808.44	0.0	54,455,808.44	0.00	100.00
			0071	RECOSTRUCCION DE CALLES PROVINCIA MONTE PLATA	10,000,000.00	-6,000,000.00	4,000,000.00	4,000,000.00	0.00	4,000,000.00	100.00	0.00	4,000,000.00	0.0	4,000,000.00	0.00	100.00
			0101	CONSTRUCCION Y RECONSTRUC. DE CALLES, LA VEGA	20,000,000.00	-20,000,000.00	0.00	0.00	0.00	0.00	0.00	0.00	0.00	0.0	0.00	0.00	0.00
			0104	CONSTRUCCION MALECON DE NAGUA	20,000,000.00	-20,000,000.00	0.00	0.00	0.00	0.00	0.00	0.00	0.00	0.0	0.00	0.00	0.00
			0095	CONSTRUCCION CALLES, ACERAS Y CONTENES EN BARA	10,000,000.00	-10,000,000.00	0.00	0.00	0.00	0.00	0.00	0.00	0.00	0.0	0.00	0.00	0.00
			0091	RECONSTRUCCION CALLES DE DISTRITO NACIONAL	30,000,000.00	-8,380,000.00	21,620,000.00	21,620,000.00	0.00	21,620,000.00	100.00	0.00	21,620,000.00	0.0	21,620,000.00	0.00	100.00
			0121	REHABILITACION SISTEMA DE ALUMBRADO VIAL-PEATONA	5,000,000.00	12,500,000.00	17,500,000.00	17,500,000.00	0.00	17,500,000.00	100.00	0.00	17,500,000.00	0.0	17,500,000.00	0.00	100.00
			0100	RECONSTRUCCION CALLES BATEY BIENVENIDO, SANTO D	0.00	2,500,000.00	2,500,000.00	2,500,000.00	0.00	2,500,000.00	100.00	0.00	2,500,000.00	0.0	2,500,000.00	0.00	100.00
			0099	CONSTRUCCION DE CALLES, ACERAS Y CONTENES DE LA	10,000,000.00	-10,000,000.00	0.00	0.00	0.00	0.00	0.00	0.00	0.00	0.0	0.00	0.00	0.00
			0063	REPAVIMENTACION DE LAS CALLES, ACERAS Y CONTENES	10,000,000.00	-10,000,000.00	0.00	0.00	0.00	0.00	0.00	0.00	0.00	0.0	0.00	0.00	0.00
			0105	CONSTRUCCION DE ACCESOS Y ESTACIONAMIENTOS COM	5,000,000.00	-3,500,000.00	1,500,000.00	1,500,000.00	0.00	1,500,000.00	100.00	0.00	1,500,000.00	0.0	1,500,000.00	0.00	100.00
			0078	RECONSTRUCCION CALLES PROVINCIA SANTIAGO	100,000,000.00	149,337,500.00	249,337,500.00	249,337,500.00	0.00	249,337,500.00	100.00	0.00	249,337,500.00	0.0	249,337,500.00	0.00	100.00
			0075	RECONSTRUCCION CALLES PROVINCIA SALCEDO	10,000,000.00	-10,000,000.00	0.00	0.00	0.00	0.00	0.00	0.00	0.00	0.0	0.00	0.00	0.00
			0110	ASFALTADO DE LAS CALLES DE GALVAN	10,000,000.00	-10,000,000.00	0.00	0.00	0.00	0.00	0.00	0.00	0.00	0.0	0.00	0.00	0.00
			0111	CONSTRUCCION Y RECONSTRUCCION DE CALLES Y AVEN	15,000,000.00	-15,000,000.00	0.00	0.00	0.00	0.00	0.00	0.00	0.00	0.0	0.00	0.00	0.00
			0109	TERMINACION ESCUELA DE EDUCACION ESPECIAL CELIDA	5,000,000.00	-5,000,000.00	0.00	0.00	0.00	0.00	0.00	0.00	0.00	0.0	0.00	0.00	0.00
			0090	RECONSTRUCCION CALLES DE BAHORUCO	10,000,000.00	-10,000,000.00	0.00	0.00	0.00	0.00	0.00	0.00	0.00	0.0	0.00	0.00	0.00
			0108	CONSTRUCCION Y RECONSTRUCCION DE CALLES Y AVEN	10,000,000.00	-10,000,000.00	0.00	0.00	0.00	0.00	0.00	0.00	0.00	0.0	0.00	0.00	0.00
			0112	CONSTRUCCION Y RECONSTRUCCION DE CALLES Y AVEN	10,000,000.00	-10,000,000.00	0.00	0.00	0.00	0.00	0.00	0.00	0.00	0.0	0.00	0.00	0.00
			0083	RECONSTRUCCION CALLES, ACERAS Y CONTENES DE PUE	10,000,000.00	66,073,500.00	76,073,500.00	76,073,500.00	0.00	76,073,500.00	100.00	0.00	76,073,500.00	0.0	76,073,500.00	0.00	100.00
			0061	RECONSTRUCCION DE LAS CALLES DE LOS BARRIOS DE C	0.00	900,000.00	900,000.00	900,000.00	0.00	900,000.00	100.00	0.00	900,000.00	0.0	900,000.00	0.00	100.00
			0072	ASFALTADO DE LAS CALLES DE LOS BARRIOS DE LA ROMA	5,000,000.00	3,500,000.00	8,500,000.00	8,500,000.00	0.00	8,500,000.00	100.00	0.00	8,500,000.00	0.0	8,500,000.00	0.00	100.00
			0093	RECONSTRUCCION CALLES DE LA PROVINCIA EL SEYBO	10,000,000.00	500,000.00	10,500,000.00	10,500,000.00	0.00	10,500,000.00	100.00	0.00	10,500,000.00	0.0	10,500,000.00	0.00	100.00

Sistema Integrado de Gestión Financiera

Periodo: 2007

REPORTE DE EJECUCION DEL GASTO POR CAPITULO Y PROGRAMAS

Cap: 0201 Fec.Inicial: 01/01/2007 Fec.Final: 30/04/2008

Capitulo 0201
Dependencia 01
Fuente Financ 10

Prog	Sub Pry	Act	Descripcion 1	Apropiacion Original 2	Modificaciones 3	Apropiación Vigente 4	Previsión de la Apropiación 5	Disponible 6	Compromiso 7	% Compromiso 8	Apropiación Disponible 9	Devengado 10	Compromiso No Devengado 11	Pagado 12	Devengado No Pagado 13	Por Pagar 14
12	00	11	SUPERVISION Y CONTROL DE OBRAS DEL ESTADO	491,000,000.00	65,044,808.44	556,044,808.44	556,044,808.44	0.00	556,044,808.44	1,800.00	0.00	556,044,808.44	0.00	556,044,808.44	0.00	1,800.00
		0065	REPAVIMENTACION DE LOS BARRIOS, FANTINO, JIMA ARRI	0.00	1,625,000.00	1,625,000.00	1,625,000.00	0.00	1,625,000.00	100.00	0.00	1,625,000.00	0.0	1,625,000.00	0.00	100.00
		0081	RECONSTRUCCION CALLES, ACERAS Y CONTENES DE LA I	10,000,000.00	-10,000,000.00	0.00	0.00	0.00	0.00	0.00	0.00	0.00	0.0	0.00	0.00	0.00
		0086	RECONSTRUCCION CALLES, ACERAS Y CONTENES DE LA I	10,000,000.00	-10,000,000.00	0.00	0.00	0.00	0.00	0.00	0.00	0.00	0.0	0.00	0.00	0.00
		0084	RECONSTRUCCION CALLES, ACERAS Y CONTENES DE SAN	10,000,000.00	-10,000,000.00	0.00	0.00	0.00	0.00	0.00	0.00	0.00	0.0	0.00	0.00	0.00
		0114	CONSTRUCCION Y RECONSTRUCCION DE CALLES Y AVEN	10,000,000.00	-10,000,000.00	0.00	0.00	0.00	0.00	0.00	0.00	0.00	0.0	0.00	0.00	0.00
		0116	RECONSTRUCCION Y SANEAMIENTO (ACERAS, CONTENES	5,000,000.00	-5,000,000.00	0.00	0.00	0.00	0.00	0.00	0.00	0.00	0.0	0.00	0.00	0.00
		0103	TERMINACION ENCAUSAMIENTO DEL RIO SAN JUAN LADO	5,000,000.00	-5,000,000.00	0.00	0.00	0.00	0.00	0.00	0.00	0.00	0.0	0.00	0.00	0.00
		0082	RECONSTRUCCION CALLES, ACERAS Y CONTENES DE PEF	10,000,000.00	-10,000,000.00	0.00	0.00	0.00	0.00	0.00	0.00	0.00	0.0	0.00	0.00	0.00
		0107	CONSTRUCCION AVENIDA DE ACCESO EXPLANACION E INI	5,000,000.00	-467,000.00	4,533,000.00	4,533,000.00	0.00	4,533,000.00	100.00	0.00	4,533,000.00	0.0	4,533,000.00	0.00	100.00
		0053	CONSTRUCCION DE LAS CALLES DE LOS BARRIOS POPULA	0.00	1,205,000.00	1,205,000.00	1,205,000.00	0.00	1,205,000.00	100.00	0.00	1,205,000.00	0.0	1,205,000.00	0.00	100.00
		0118	REHABILITACION PAVIMENTO DEL MALECON DE PUERTO F	5,000,000.00	-5,000,000.00	0.00	0.00	0.00	0.00	0.00	0.00	0.00	0.0	0.00	0.00	0.00
		0122	REHABILITACION SISTEMA DE ALUMBRADO VIAL-PEATONA	5,000,000.00	-5,000,000.00	0.00	0.00	0.00	0.00	0.00	0.00	0.00	0.0	0.00	0.00	0.00
		0077	RECONSTRUCCION CALLES PROVINCIA SAN PEDRO DE M.	16,000,000.00	-4,450,000.00	20,450,000.00	20,450,000.00	0.00	20,450,000.00	100.00	0.00	20,450,000.00	0.0	20,450,000.00	0.00	100.00
		0106	CONSTRUCCION Y RECONSTRUCCION DE CALLES Y AVEN	10,000,000.00	-10,000,000.00	0.00	0.00	0.00	0.00	0.00	0.00	0.00	0.0	0.00	0.00	0.00
		0113	CONSTRUCCION Y RECONSTRUCCION DE CALLES Y AVEN	10,000,000.00	49,345,000.00	59,345,000.00	59,345,000.00	0.00	59,345,000.00	100.00	0.00	59,345,000.00	0.0	59,345,000.00	0.00	100.00
		0079	RECONSTRUCCION CALLES, ACERAS Y CONTENES DE LA I	10,000,000.00	-10,000,000.00	0.00	0.00	0.00	0.00	0.00	0.00	0.00	0.0	0.00	0.00	0.00
		0115	CONSTRUCCION Y RECONSTRUCCION DE CALLES Y AVEN	10,000,000.00	-8,000,000.00	2,000,000.00	2,000,000.00	0.00	2,000,000.00	100.00	0.00	2,000,000.00	0.0	2,000,000.00	0.00	100.00
		0088	CONSTRUCCION Y RECONSTRUCCION DE CALLES, ACERA	10,000,000.00	-10,000,000.00	0.00	0.00	0.00	0.00	0.00	0.00	0.00	0.0	0.00	0.00	0.00
		0070	RECOSTRUCCION DE CALLES PROVINCIA HATO MAYOR	20,000,000.00	0.00	20,000,000.00	20,000,000.00	0.00	20,000,000.00	100.00	0.00	20,000,000.00	0.0	20,000,000.00	0.00	100.00
		0085	RECONSTRUCCION CALLES, ACERAS Y CONTENES DE LA I	10,000,000.00	-10,000,000.00	0.00	0.00	0.00	0.00	0.00	0.00	0.00	0.0	0.00	0.00	0.00
		0117	RECONSTRUCCION Y SANEAMIENTO DEL MALECON DE PU	5,000,000.00	-5,000,000.00	0.00	0.00	0.00	0.00	0.00	0.00	0.00	0.0	0.00	0.00	0.00
12	00	12	SUPERVISION Y CONTROL DE OBRAS DEL ESTADO	211,000,000.00	1,478,455,447.99	1,689,455,447.99	1,689,455,447.99	0.00	1,689,455,447.99	1,900.00	0.00	1,689,455,447.99	0.00	1,689,455,447.99	0.00	1,900.00
		0609	TERM. RECONST. CARRETERA CRUCE AUTOP. DUARTE - R	0.00	262,000,000.00	262,000,000.00	262,000,000.00	0.00	262,000,000.00	100.00	0.00	262,000,000.00	0.0	262,000,000.00	0.00	100.00
		0605	RECONSTRUCCION CARRETERA JARABACOA-EL RIO, TRA	20,000,000.00	70,480,772.19	90,480,772.19	90,480,772.19	0.00	90,480,772.19	100.00	0.00	90,480,772.19	0.0	90,480,772.19	0.00	100.00
		0059	REHABILITACION KM. 22 AUT. DUARTE	20,000,000.00	106,499,523.62	126,499,523.62	126,499,523.62	0.00	126,499,523.62	100.00	0.00	126,499,523.62	0.0	126,499,523.62	0.00	100.00
		0066	CARRETERA SANTIAGO - LICEY	0.00	10,000,000.00	10,000,000.00	10,000,000.00	0.00	10,000,000.00	100.00	0.00	10,000,000.00	0.0	10,000,000.00	0.00	100.00
		0064	CARRETERA CRUCE DE LA AUTOPISTA DUARTE - EL MOGC	0.00	84,000,000.00	84,000,000.00	84,000,000.00	0.00	84,000,000.00	100.00	0.00	84,000,000.00	0.0	84,000,000.00	0.00	100.00
		0604	TERMINACION DEL ELEVADO DE LA ENTRADA DE MOCA, PI	15,000,000.00	0.00	15,000,000.00	15,000,000.00	0.00	15,000,000.00	100.00	0.00	15,000,000.00	0.0	15,000,000.00	0.00	100.00
		0606	CONSTRUCCION DE LA CARRETERA DE ACCESO NUEVO V	5,000,000.00	-5,000,000.00	0.00	0.00	0.00	0.00	0.00	0.00	0.00	0.0	0.00	0.00	0.00
		0053	CONSTRUCCION CARRETERA DUARTE-EL RIO CONSTANZ	20,000,000.00	0.00	20,000,000.00	20,000,000.00	0.00	20,000,000.00	100.00	0.00	20,000,000.00	0.0	20,000,000.00	0.00	100.00
		0402	RECONSTRUCCION DEL TRAMO CARRETERO DESDE CRUC	10,000,000.00	-3,716,017.00	6,283,983.00	6,283,983.00	0.00	6,283,983.00	100.00	0.00	6,283,983.00	0.0	6,283,983.00	0.00	100.00
		0065	CARRETERA SANTIAGO - LICEY	0.00	16,000,000.00	16,000,000.00	16,000,000.00	0.00	16,000,000.00	100.00	0.00	16,000,000.00	0.0	16,000,000.00	0.00	100.00
		0054	CARRETERA 15 DE AZUA-SAN JUAN-LAS MATAS DE FARFA	20,000,000.00	149,521,000.00	169,521,000.00	169,521,000.00	0.00	169,521,000.00	100.00	0.00	169,521,000.00	0.0	169,521,000.00	0.00	100.00
		0607	ELECTRIFICACION RURAL CARRETERA LA CEIBA-LA PIÑA V	6,000,000.00	-4,500,000.00	1,500,000.00	1,500,000.00	0.00	1,500,000.00	100.00	0.00	1,500,000.00	0.0	1,500,000.00	0.00	100.00
		0243	AMPLIACION DE LA AUTOPISTA RAMON CACERES, MOCA, F	15,000,000.00	-5,668,000.00	9,332,000.00	9,332,000.00	0.00	9,332,000.00	100.00	0.00	9,332,000.00	0.0	9,332,000.00	0.00	100.00
		0242	TERMINACION CARRETERA GUANITO - ARROYO CANO - B	20,000,000.00	13,386,000.00	33,386,000.00	33,386,000.00	0.00	33,386,000.00	100.00	0.00	33,386,000.00	0.0	33,386,000.00	0.00	100.00
		0610	TERMINACION PARA LA CONSTRUCCION CARRETERA SAN	0.00	353,000,000.00	353,000,000.00	353,000,000.00	0.00	353,000,000.00	100.00	0.00	353,000,000.00	0.0	353,000,000.00	0.00	100.00
		0061	CONSTRUCCION Y RECONTRC. CARRETERAS LA VEGA-MC	20,000,000.00	59,836,162.05	79,836,162.05	79,836,162.05	0.00	79,836,162.05	100.00	0.00	79,836,162.05	0.0	79,836,162.05	0.00	100.00
		0058	REHABILITACION CARRETERA VALLEJUELOS, SAN JUAN DI	20,000,000.00	-422,000.00	19,578,000.00	19,578,000.00	0.00	19,578,000.00	100.00	0.00	19,578,000.00	0.0	19,578,000.00	0.00	100.00
		0608	TERMINACION CARRETERA DEL CRUCE DE MATAYAYA - BA	0.00	277,038,007.13	277,038,007.13	277,038,007.13	0.00	277,038,007.13	100.00	0.00	277,038,007.13	0.0	277,038,007.13	0.00	100.00
		0611	TERMINACION REHABILITACION Y AMPLIACION AV. LAS AM	0.00	96,000,000.00	96,000,000.00	96,000,000.00	0.00	96,000,000.00	100.00	0.00	96,000,000.00	0.0	96,000,000.00	0.00	100.00
		0056	REHABILITACION CARRETERA CRUCE AUTOPISTA DUARTE	20,000,000.00	0.00	20,000,000.00	20,000,000.00	0.00	20,000,000.00	100.00	0.00	20,000,000.00	0.0	20,000,000.00	0.00	100.00
12	00	13	SUPERVISION Y CONTROL DE OBRAS DEL ESTADO	75,000,000.00	-6,318,000.00	68,682,000.00	68,682,000.00	0.00	68,682,000.00	200.00	0.00	68,682,000.00	0.00	68,682,000.00	0.00	200.00
		0054	TERMINACION Y ASFALTADO DEL CAMINO CARRETERO PU	10,000,000.00	-10,000,000.00	0.00	0.00	0.00	0.00	0.00	0.00	0.00	0.0	0.00	0.00	0.00
		0055	CONSTRUCCION CAMINO VECINAL VILLA TAPIA - CRUCE D	45,000,000.00	-30,000,000.00	15,000,000.00	15,000,000.00	0.00	15,000,000.00	100.00	0.00	15,000,000.00	0.0	15,000,000.00	0.00	100.00
		0056	REHABILITACION CAMINO VECINAL VILLA TAPIA - SAN JOS	15,000,000.00	38,682,000.00	53,682,000.00	53,682,000.00	0.00	53,682,000.00	100.00	0.00	53,682,000.00	0.0	53,682,000.00	0.00	100.00
		0053	RECONSTRUC. DE LA RED DE CAMINOS 'LOS BRETONES-B	5,000,000.00	-5,000,000.00	0.00	0.00	0.00	0.00	0.00	0.00	0.00	0.0	0.00	0.00	0.00
12	00	14	SUPERVISION Y CONTROL DE OBRAS DEL ESTADO	2,823,000,000.00	1,232,101,726.57	4,055,101,726.57	4,055,101,726.57	0.00	4,055,101,726.57	17,800.00	0.00	4,055,101,726.57	0.00	4,055,101,726.57	0.00	17,800.00
		0488	CONSTRUCCION EDIFICIO DEL CENTRO TECNOLOGICO CC	0.00	1,040,000.00	1,040,000.00	1,040,000.00	0.00	1,040,000.00	100.00	0.00	1,040,000.00	0.0	1,040,000.00	0.00	100.00
		0455	EDIFICIO OFICINAS PÚBLICAS DE NIZAO	10,000,000.00	-10,000,000.00	0.00	0.00	0.00	0.00	0.00	0.00	0.00	0.0	0.00	0.00	0.00
		0380	REPARACION Y ACONDICIONAMIENTO PLAY JUAN MARICH	10,000,000.00	-6,250,000.00	3,750,000.00	3,750,000.00	0.00	3,750,000.00	100.00	0.00	3,750,000.00	0.0	3,750,000.00	0.00	100.00
		0322	EDIFICIO DE CORREO, SAN JUAN DE LA MAGUANA	0.00	750,000.00	750,000.00	750,000.00	0.00	750,000.00	100.00	0.00	750,000.00	0.0	750,000.00	0.00	100.00
		0449	CONSTRUCCION CLUB DE VILLA ALTAGRACIA, PROVINCIA	5,000,000.00	-4,625,000.00	375,000.00	375,000.00	0.00	375,000.00	100.00	0.00	375,000.00	0.0	375,000.00	0.00	100.00
		0390	REMODELACION FACULTAD DE INGENIERIA DE LA UNIVERS	20,000,000.00	-12,880,000.00	7,120,000.00	7,120,000.00	0.00	7,120,000.00	100.00	0.00	7,120,000.00	0.0	7,120,000.00	0.00	100.00
		0347	CONSTRUC. EDIFICIO TECNOLOGICO COMUNITARIO VALLE	0.00	1,040,000.00	1,040,000.00	1,040,000.00	0.00	1,040,000.00	100.00	0.00	1,040,000.00	0.0	1,040,000.00	0.00	100.00

Sistema Integrado de Gestión Financiera

Periodo: 2007

REPORTE DE EJECUCION DEL GASTO POR CAPITULO Y PROGRAMAS

Cap: 0201 Fec.Inicial: 01/01/2007 Fec.Final: 30/04/2008

Capitulo 0201
Dependencia 01
Fuente Financ 10

Prog	Sub	Pry	Act	Descripcion 1	Apropiacion Original 2	Modificaciones 3	Apropiación Vigente 4	Previsión de la Apropiación 5	Disponible 6	Compromiso 7	% Compromiso 8	Apropiación Disponible 9	Devengado 10	Compromiso No Devengado 11	Pagado 12	Devengado No Pagado 13	Por Pagar 14
12	00	14		SUPERVISION Y CONTROL DE OBRAS DEL ESTADO	2,823,000,000.00	1,232,101,726.57	4,055,101,726.57	4,055,101,726.57	0.00	4,055,101,726.57	17,800.00	0.00	4,055,101,726.57	0.00	4,055,101,726.57	0.00	17,800.00
			0447	RECONSTRUCCION DE LA CATEDRAL SAN PEDRO DE MAC	20,000,000.00	-8,900,000.00	11,100,000.00	11,100,000.00	0.00	11,100,000.00	100.00	0.00	11,100,000.00	0.0	11,100,000.00	0.00	100.00
			0212	CONSTRUCCION EDIFICIO DEL CENTRO TECNOLOGICO CC	0.00	4,065,000.00	4,065,000.00	4,065,000.00	0.00	4,065,000.00	100.00	0.00	4,065,000.00	0.0	4,065,000.00	0.00	100.00
			0221	CONSTRUCCION MUSEO DE LAS TELECOMUNICACIONES (I	10,000,000.00	-9,500,000.00	500,000.00	500,000.00	0.00	500,000.00	100.00	0.00	500,000.00	0.0	500,000.00	0.00	100.00
			0461	PINTURA Y COLOCACIONES DE LUCES EN EL CENTRO HIS'	46,000,000.00	6,500,000.00	52,500,000.00	52,500,000.00	0.00	52,500,000.00	100.00	0.00	52,500,000.00	0.0	52,500,000.00	0.00	100.00
			0388	REMODELACION FACULTAD DE ECONOMIA DE LA UNIVERS	20,000,000.00	10,222,000.00	30,222,000.00	30,222,000.00	0.00	30,222,000.00	100.00	0.00	30,222,000.00	0.0	30,222,000.00	0.00	100.00
			0439	TERMINACION DEL MUSEO DE LA CATEDRAL, DISTRITO NA	30,000,000.00	-10,000,000.00	20,000,000.00	20,000,000.00	0.00	20,000,000.00	100.00	0.00	20,000,000.00	0.0	20,000,000.00	0.00	100.00
			0471	MOB. Y EQUIP. CTC CASTAÑUELAS (MONTE C.), JUNCALITC	0.00	375,000.00	375,000.00	375,000.00	0.00	375,000.00	100.00	0.00	375,000.00	0.0	375,000.00	0.00	100.00
			0168	CONTRUCCION DEL HOSPITAL DE HATO MAYOR	10,000,000.00	-10,000,000.00	0.00	0.00	0.00	0.00	0.00	0.00	0.00	0.0	0.00	0.00	0.00
			0415	REMODELACION DE LA CATEDRAL DE PUERTO PLATA	20,000,000.00	-2,500,000.00	17,500,000.00	17,500,000.00	0.00	17,500,000.00	100.00	0.00	17,500,000.00	0.0	17,500,000.00	0.00	100.00
			0130	TERMINACION PARQUE HONDO VALLE	5,000,000.00	-5,000,000.00	0.00	0.00	0.00	0.00	0.00	0.00	0.00	0.0	0.00	0.00	0.00
			0475	CONSTRUCCION EDIFICIO DEL CENTRO TECNOLOGICO CC	0.00	1,510,000.00	1,510,000.00	1,510,000.00	0.00	1,510,000.00	100.00	0.00	1,510,000.00	0.0	1,510,000.00	0.00	100.00
			0373	CONSTRUCCION PALACIO DE DEPORTE DE LA VEGA	15,000,000.00	-15,000,000.00	0.00	0.00	0.00	0.00	0.00	0.00	0.00	0.0	0.00	0.00	0.00
			0468	REMODELACION DEL HOSPITAL PROVINCIAL "DR. LEOPOLI	10,000,000.00	-10,000,000.00	0.00	0.00	0.00	0.00	0.00	0.00	0.00	0.0	0.00	0.00	0.00
			0391	CONSTRUCCIÓN DE OFICINAS GUBERNAMENTALES, SANT	20,000,000.00	0.00	20,000,000.00	20,000,000.00	0.00	20,000,000.00	100.00	0.00	20,000,000.00	0.0	20,000,000.00	0.00	100.00
			0409	REMODELACION Y EQUIPAMIENTO INTERIORES DEL COMI'	1,000,000.00	-500,000.00	500,000.00	500,000.00	0.00	500,000.00	100.00	0.00	500,000.00	0.0	500,000.00	0.00	100.00
			0290	PINTURAS INFRAESTRUCTURAS PROV.SAN JUAN DE LA MA	15,000,000.00	-15,000,000.00	0.00	0.00	0.00	0.00	0.00	0.00	0.00	0.0	0.00	0.00	0.00
			0341	CONSTRUC., RECONSTRUC. Y REMODELACION CENTROS I	0.00	3,000,000.00	3,000,000.00	3,000,000.00	0.00	3,000,000.00	100.00	0.00	3,000,000.00	0.0	3,000,000.00	0.00	100.00
			0175	CENTRO TECNOLOGICO COMUNITARIO EN PERALVILLO, M	0.00	3,590,000.00	3,590,000.00	3,590,000.00	0.00	3,590,000.00	100.00	0.00	3,590,000.00	0.0	3,590,000.00	0.00	100.00
			0450	TERMINACION DE BARRIOS DEL BATEY CENTRAL, PALMAR	10,000,000.00	-10,000,000.00	0.00	0.00	0.00	0.00	0.00	0.00	0.00	0.0	0.00	0.00	0.00
			0269	TERMINACION IGLESIA SAGRADO CORAZON DE JESUS, LC	1,000,000.00	-1,000,000.00	0.00	0.00	0.00	0.00	0.00	0.00	0.00	0.0	0.00	0.00	0.00
			0340	CONTRUC. TANQUE REGULADOR DE 300,000 GALONES EN	5,000,000.00	-5,000,000.00	0.00	0.00	0.00	0.00	0.00	0.00	0.00	0.0	0.00	0.00	0.00
			0297	REMODELACION Y RECONSTRUCCION EDIFICIO CASTILLC	15,000,000.00	-15,000,000.00	0.00	0.00	0.00	0.00	0.00	0.00	0.00	0.0	0.00	0.00	0.00
			0344	CONSTRUCCION EDIFICIO DENTRO TEC. COMUNITARIO LA	0.00	1,040,000.00	1,040,000.00	1,040,000.00	0.00	1,040,000.00	100.00	0.00	1,040,000.00	0.0	1,040,000.00	0.00	100.00
			0311	TERMINACION DEL POLIDEPORTIVO NAGUA, PROV. MARIA	6,000,000.00	-5,250,000.00	750,000.00	750,000.00	0.00	750,000.00	100.00	0.00	750,000.00	0.0	750,000.00	0.00	100.00
			0152	CONSTRUCCION CENTROS TECNOLOGICOS COMUNITARIC	0.00	150,000.00	150,000.00	150,000.00	0.00	150,000.00	100.00	0.00	150,000.00	0.0	150,000.00	0.00	100.00
			0379	TERMINACION IGLESIA BUEN PASTOR EN PIEDRA BLANCA,	5,000,000.00	-3,450,000.00	1,550,000.00	1,550,000.00	0.00	1,550,000.00	100.00	0.00	1,550,000.00	0.0	1,550,000.00	0.00	100.00
			0185	CONSTRUCCION CENTRO TECNOLOGICO NIGUA, SAN CRIS	0.00	150,000.00	150,000.00	150,000.00	0.00	150,000.00	100.00	0.00	150,000.00	0.0	150,000.00	0.00	100.00
			0075	TERMINACION ESCUELA EUGENIO BELLIARD, SANTIAGO R	1,000,000.00	-1,000,000.00	0.00	0.00	0.00	0.00	0.00	0.00	0.00	0.0	0.00	0.00	0.00
			0377	TERMINACION REPARACION Y AMPLIACION SUB-CENTRO I	6,000,000.00	-5,250,000.00	750,000.00	750,000.00	0.00	750,000.00	100.00	0.00	750,000.00	0.0	750,000.00	0.00	100.00
			0494	CONSTRUCCION EDIFICIO DEL CENTRO TECNOLOGICO CC	0.00	780,000.00	780,000.00	780,000.00	0.00	780,000.00	100.00	0.00	780,000.00	0.0	780,000.00	0.00	100.00
			0084	CONSTRUCCION CENTRO COMUNAL DE BOMBITA	1,000,000.00	-1,000,000.00	0.00	0.00	0.00	0.00	0.00	0.00	0.00	0.0	0.00	0.00	0.00
			0351	CONTRUC. EDIFICIO CENTRO TEC. COMUN. EN ARROYO C/	0.00	1,770,000.00	1,770,000.00	1,770,000.00	0.00	1,770,000.00	100.00	0.00	1,770,000.00	0.0	1,770,000.00	0.00	100.00
			0241	TERMINACION ANEXO HOSPITAL MATERNO INFANTIL SAN I	15,000,000.00	-3,000,000.00	12,000,000.00	12,000,000.00	0.00	12,000,000.00	100.00	0.00	12,000,000.00	0.0	12,000,000.00	0.00	100.00
			0481	CONSTRUCCION EDIFICIO DEL CENTRO TECNOLOGICO CC	0.00	780,000.00	780,000.00	780,000.00	0.00	780,000.00	100.00	0.00	780,000.00	0.0	780,000.00	0.00	100.00
			0467	REPARACAION MUSEO DE LAS CASAS REALES, ZONA COL	10,000,000.00	-10,000,000.00	0.00	0.00	0.00	0.00	0.00	0.00	0.00	0.0	0.00	0.00	0.00
			0486	CONSTRUCCION EDIFICIO DEL CENTRO TECNOLOGICO CC	0.00	1,770,000.00	1,770,000.00	1,770,000.00	0.00	1,770,000.00	100.00	0.00	1,770,000.00	0.0	1,770,000.00	0.00	100.00
			0463	ELECTRIFICACION SEGUNDA ETAPA PARA LOS MORADORI	4,000,000.00	-2,500,000.00	1,500,000.00	1,500,000.00	0.00	1,500,000.00	100.00	0.00	1,500,000.00	0.0	1,500,000.00	0.00	100.00
			0464	REMODELACION COLEGIO UNIVERSITARIO DE LA UNIVERS	20,000,000.00	0.00	20,000,000.00	20,000,000.00	0.00	20,000,000.00	100.00	0.00	20,000,000.00	0.0	20,000,000.00	0.00	100.00
			0384	CONSTRUCCION DEL EDIFICIO TECNOLOGICO DE LA UNIVI	5,000,000.00	127,214,944.20	132,214,944.20	132,214,944.20	0.00	132,214,944.20	100.00	0.00	132,214,944.20	0.0	132,214,944.20	0.00	100.00
			0495	CONSTRUCCION EDIFICIO DEL CENTRO TECNOLOGICO CC	0.00	1,040,000.00	1,040,000.00	1,040,000.00	0.00	1,040,000.00	100.00	0.00	1,040,000.00	0.0	1,040,000.00	0.00	100.00
			0446	CONSTRUCCION DESTACAMENTO DEL CACIQUE, PROVINC	500,000.00	-500,000.00	0.00	0.00	0.00	0.00	0.00	0.00	0.00	0.0	0.00	0.00	0.00
			0442	TERMINACION VIVIENDA DE LA Sra. BARTOLA MORENO (JU	200,000.00	-200,000.00	0.00	0.00	0.00	0.00	0.00	0.00	0.00	0.0	0.00	0.00	0.00
			0270	TERMINACION IGLESIA NUESTRA SEÑORA DE LA ASUNCIO	1,000,000.00	-250,000.00	750,000.00	750,000.00	0.00	750,000.00	100.00	0.00	750,000.00	0.0	750,000.00	0.00	100.00
			0346	CONSTRUC.EDIFICIO CENTRO TECNOLOGICO COMUNITAR	0.00	2,505,000.00	2,505,000.00	2,505,000.00	0.00	2,505,000.00	100.00	0.00	2,505,000.00	0.0	2,505,000.00	0.00	100.00
			0478	CONSTRUCCION EDIFICIO DEL CENTRO TECNOLOGICO CC	0.00	1,770,000.00	1,770,000.00	1,770,000.00	0.00	1,770,000.00	100.00	0.00	1,770,000.00	0.0	1,770,000.00	0.00	100.00
			0462	ELECTRIFICACION RURAL DE LAS COMUNIDADES MAGUAN	5,000,000.00	-1,350,000.00	3,650,000.00	3,650,000.00	0.00	3,650,000.00	100.00	0.00	3,650,000.00	0.0	3,650,000.00	0.00	100.00
			0352	CONTRUCCION Y RECONSTRUCION DE CENTROS RELIGIO	0.00	2,000,000.00	2,000,000.00	2,000,000.00	0.00	2,000,000.00	100.00	0.00	2,000,000.00	0.0	2,000,000.00	0.00	100.00
			0219	CONSTRUCCION INSTITUTO TECNICO COMUNITARIO DE LA	230,000,000.00	-53,978,412.50	176,021,587.50	176,021,587.50	0.00	176,021,587.50	100.00	0.00	176,021,587.50	0.0	176,021,587.50	0.00	100.00
			0382	CONSTRUCCION DE LA TORRE ADMINISTRATIVA DE LA UN	20,000,000.00	121,068,985.35	141,068,985.35	141,068,985.35	0.00	141,068,985.35	100.00	0.00	141,068,985.35	0.0	141,068,985.35	0.00	100.00
			0213	CONSTRUCCION EDIFICIO CONSTRUCCION DEL CENTRO T	0.00	4,465,000.00	4,465,000.00	4,465,000.00	0.00	4,465,000.00	100.00	0.00	4,465,000.00	0.0	4,465,000.00	0.00	100.00
			0206	CONSTRUCCION CENTRO TECNOLOGICO COMUNITARIO E	0.00	2,505,000.00	2,505,000.00	2,505,000.00	0.00	2,505,000.00	100.00	0.00	2,505,000.00	0.0	2,505,000.00	0.00	100.00
			0119	TERMINACION EDIFICIO DE OFICINAS PUBLICAS DE PIEDRA	2,000,000.00	-1,775,000.00	225,000.00	225,000.00	0.00	225,000.00	100.00	0.00	225,000.00	0.0	225,000.00	0.00	100.00
			0169	CENTRO TECNOLOGICO COMUNTARIO EN GONZALO, MON	0.00	1,040,000.00	1,040,000.00	1,040,000.00	0.00	1,040,000.00	100.00	0.00	1,040,000.00	0.0	1,040,000.00	0.00	100.00
			0285	COONSTRUCCION EDIFICIO SEC. DE ESTADO DE MEDIO AN	15,000,000.00	0.00	15,000,000.00	15,000,000.00	0.00	15,000,000.00	100.00	0.00	15,000,000.00	0.0	15,000,000.00	0.00	100.00
			0162	CONSTRUCCION CENTRO TECNOLOGICO COMUNITARIO, E	0.00	2,600,000.00	2,600,000.00	2,600,000.00	0.00	2,600,000.00	100.00	0.00	2,600,000.00	0.0	2,600,000.00	0.00	100.00

Sistema Integrado de Gestión Financiera

Periodo: 2007

REPORTE DE EJECUCION DEL GASTO POR CAPITULO Y PROGRAMAS

Cap: 0201 Fec.Inicial: 01/01/2007 Fec.Final: 30/04/2008

Capitulo 0201
Dependencia 01
Fuente Financ 10

Prog	Sub	Pry	Act	Descripcion 1	Apropiacion Original 2	Modificaciones 3	Apropiación Vigente 4	Previsión de la Apropiación 5	Disponible 6	Compromiso 7	% Compromiso 8	Apropiación Disponible 9	Devengado 10	Compromiso No Devengado 11	Pagado 12	Devengado No Pagado 13	Por Pagar 14
12	00	14		SUPERVISION Y CONTROL DE OBRAS DEL ESTADO	2,823,000,000.00	1,232,101,726.57	4,055,101,726.57	4,055,101,726.57	0.00	4,055,101,726.57	17,800.00	0.00	4,055,101,726.57	0.00	4,055,101,726.57	0.00	17,800.00
			0096	CONSTRUCCION UASD, BARAHONA	300,000,000.00	-171,637,205.56	128,362,794.44	128,362,794.44	0.00	128,362,794.44	100.00	0.00	128,362,794.44	0.0	128,362,794.44	0.00	100.00
			0473	CONSTRUCCION EDIFICIO DEL CENTRO TECNOLOGICO CC	0.00	780,000.00	780,000.00	780,000.00	0.00	780,000.00	100.00	0.00	780,000.00	0.0	780,000.00	0.00	100.00
			0184	CONSTRUCCION CENTRO TECNOLOGICO COMUNITARIO E	0.00	150,000.00	150,000.00	150,000.00	0.00	150,000.00	100.00	0.00	150,000.00	0.0	150,000.00	0.00	100.00
			0177	CENTRO TECNOLOGICO COMUNITARIO LOS BOTADOS, EN	0.00	1,040,000.00	1,040,000.00	1,040,000.00	0.00	1,040,000.00	100.00	0.00	1,040,000.00	0.0	1,040,000.00	0.00	100.00
			0404	REMODELACION CATEDRAL PRIMADA DE AMERICA	20,000,000.00	0.00	20,000,000.00	20,000,000.00	0.00	20,000,000.00	100.00	0.00	20,000,000.00	0.0	20,000,000.00	0.00	100.00
			0479	CONSTRUCCION EDIFICIO DEL CENTRO TECNOLOGICO CC	0.00	1,770,000.00	1,770,000.00	1,770,000.00	0.00	1,770,000.00	100.00	0.00	1,770,000.00	0.0	1,770,000.00	0.00	100.00
			0466	REMOZAMIENTO DEL ALMA MATER DE LA UNIVERSIDAD AI	15,000,000.00	2,200,000.00	17,200,000.00	17,200,000.00	0.00	17,200,000.00	100.00	0.00	17,200,000.00	0.0	17,200,000.00	0.00	100.00
			0456	REMODELACION CATEDRAL DE BANI	20,000,000.00	2,500,000.00	22,500,000.00	22,500,000.00	0.00	22,500,000.00	100.00	0.00	22,500,000.00	0.0	22,500,000.00	0.00	100.00
			0052	CONSTRUCCION IGLESIA SAN IGNACIO DE LOYOLA, SANTI	5,000,000.00	-5,000,000.00	0.00	0.00	0.00	0.00	0.00	0.00	0.00	0.0	0.00	0.00	0.00
			0180	CENTRO TECNOLOGICO COMUNITARIO EN BAYAGUANA, M	0.00	1,770,000.00	1,770,000.00	1,770,000.00	0.00	1,770,000.00	100.00	0.00	1,770,000.00	0.0	1,770,000.00	0.00	100.00
			0460	CONSTRUCCION DEL EDIFICIO MULTIUSO DE LA PONTIFICI	20,000,000.00	0.00	20,000,000.00	20,000,000.00	0.00	20,000,000.00	100.00	0.00	20,000,000.00	0.0	20,000,000.00	0.00	100.00
			0358	SUPERVISION ESCUELAS, CENTRO UNIVERSITARIOS, REC	0.00	7,694,987.11	7,694,987.11	7,694,987.11	0.00	7,694,987.11	100.00	0.00	7,694,987.11	0.0	7,694,987.11	0.00	100.00
			0255	TERMINACION DE LA CASA DE LA CULTURA DE EL SEYBO.	2,000,000.00	-2,000,000.00	0.00	0.00	0.00	0.00	0.00	0.00	0.00	0.0	0.00	0.00	0.00
			0114	TERMINACION DEL EDIFICIO DE LA GOBERNACION PROVIN	3,000,000.00	-3,000,000.00	0.00	0.00	0.00	0.00	0.00	0.00	0.00	0.0	0.00	0.00	0.00
			0438	TERMINACION DEL CLUB DEL ENSANCHE LA FE, DISTRTO I	10,000,000.00	-10,000,000.00	0.00	0.00	0.00	0.00	0.00	0.00	0.00	0.0	0.00	0.00	0.00
			0164	CONSTRUCCION CENTRO TECNOLOGICO COMUNITARIO, E	0.00	2,505,000.00	2,505,000.00	2,505,000.00	0.00	2,505,000.00	100.00	0.00	2,505,000.00	0.0	2,505,000.00	0.00	100.00
			0170	CENTRO TECNOLOGICO COMUNITARIO EN GUAYABO DULC	0.00	2,505,000.00	2,505,000.00	2,505,000.00	0.00	2,505,000.00	100.00	0.00	2,505,000.00	0.0	2,505,000.00	0.00	100.00
			0361	AUDITORIAS TECN. Y FINANC. A ESCUELAS, CENTROS UNI	0.00	1,432,078.90	1,432,078.90	1,432,078.90	0.00	1,432,078.90	100.00	0.00	1,432,078.90	0.0	1,432,078.90	0.00	100.00
			0186	CONSTRUCCION CENTRO TECNOLOGICO SABANA GRANDI	0.00	1,040,000.00	1,040,000.00	1,040,000.00	0.00	1,040,000.00	100.00	0.00	1,040,000.00	0.0	1,040,000.00	0.00	100.00
			0118	TERMINACION DEL PARQUE MUNICIPAL DEL MUNICIPIO DE	2,000,000.00	1,600,000.00	3,600,000.00	3,600,000.00	0.00	3,600,000.00	100.00	0.00	3,600,000.00	0.0	3,600,000.00	0.00	100.00
			0172	CENTRO TECNOLOGICO COMUNITARIO EN MATA PALACIO	0.00	2,505,000.00	2,505,000.00	2,505,000.00	0.00	2,505,000.00	100.00	0.00	2,505,000.00	0.0	2,505,000.00	0.00	100.00
			0181	CENTRO UNIVERSITARIO REGIONAL SANTIAGO(UASD)	30,000,000.00	-15,450,000.00	14,550,000.00	14,550,000.00	0.00	14,550,000.00	100.00	0.00	14,550,000.00	0.0	14,550,000.00	0.00	100.00
			0364	REHABILITACION DE LA PARROQUIA SAN ISIDRO LABRADC	4,500,000.00	-3,020,000.00	1,480,000.00	1,480,000.00	0.00	1,480,000.00	100.00	0.00	1,480,000.00	0.0	1,480,000.00	0.00	100.00
			0493	CONSTRUCCION PRIMER Y SEGUNDO MODULO DE LA ESC	0.00	9,800,000.00	9,800,000.00	9,800,000.00	0.00	9,800,000.00	100.00	0.00	9,800,000.00	0.0	9,800,000.00	0.00	100.00
			0195	CONSTRUCCION CENTRO TECNOLOGICO COMUNITARIO E	0.00	3,730,000.00	3,730,000.00	3,730,000.00	0.00	3,730,000.00	100.00	0.00	3,730,000.00	0.0	3,730,000.00	0.00	100.00
			0337	ELECTRIFICACION CON SISTEMA HIBRIDO PARA CENTROS	0.00	450,000.00	450,000.00	450,000.00	0.00	450,000.00	100.00	0.00	450,000.00	0.0	450,000.00	0.00	100.00
			0284	CONSTRUCCION EDIFICIO NO. 3 OISOE	15,000,000.00	21,447,000.00	36,447,000.00	36,447,000.00	0.00	36,447,000.00	100.00	0.00	36,447,000.00	0.0	36,447,000.00	0.00	100.00
			0470	ELECT. CON SIST. HIBRIDO CTC PADRE LAS CASAS Y PERA	0.00	1,150,000.00	1,150,000.00	1,150,000.00	0.00	1,150,000.00	100.00	0.00	1,150,000.00	0.0	1,150,000.00	0.00	100.00
			0136	HOSPITAL DE DIABETES Y NUTRICION, SAN JUAN DE LA MA	3,500,000.00	-3,500,000.00	0.00	0.00	0.00	0.00	0.00	0.00	0.00	0.0	0.00	0.00	0.00
			0231	REMODELACION COLEGIO DOMINICANO DEL PERIODISTA,	0.00	1,500,000.00	1,500,000.00	1,500,000.00	0.00	1,500,000.00	100.00	0.00	1,500,000.00	0.0	1,500,000.00	0.00	100.00
			0355	CONSTRUCCION Y RECONSTRC. DE CENTROS RELIGIOSO	0.00	2,000,000.00	2,000,000.00	2,000,000.00	0.00	2,000,000.00	100.00	0.00	2,000,000.00	0.0	2,000,000.00	0.00	100.00
			0482	CONSTRUCCION EDIFICIO DEL CENTRO TECNOLOGICO CC	0.00	1,510,000.00	1,510,000.00	1,510,000.00	0.00	1,510,000.00	100.00	0.00	1,510,000.00	0.0	1,510,000.00	0.00	100.00
			0485	CONSTRUCCION DEL EDIFICIO MULTIUSO DE LA PONTIFICI	0.00	26,840,000.00	26,840,000.00	26,840,000.00	0.00	26,840,000.00	100.00	0.00	26,840,000.00	0.0	26,840,000.00	0.00	100.00
			0167	CONTRUCCION DEL EDIFICIO CENTRO TECNOLOGICO CON	0.00	4,800,000.00	4,800,000.00	4,800,000.00	0.00	4,800,000.00	100.00	0.00	4,800,000.00	0.0	4,800,000.00	0.00	100.00
			0387	REMODELACION FACULTAD DE DERECHO DE LA UNIVERSI	20,000,000.00	0.00	20,000,000.00	20,000,000.00	0.00	20,000,000.00	100.00	0.00	20,000,000.00	0.0	20,000,000.00	0.00	100.00
			0300	PLAY MANUEL MOTA, DISTRITO NACIONAL	15,000,000.00	9,457,000.00	24,457,000.00	24,457,000.00	0.00	24,457,000.00	100.00	0.00	24,457,000.00	0.0	24,457,000.00	0.00	100.00
			0077	TERMINACION LICEO ARROYO AL MEDIO, NAGUA	0.00	0.00	0.00	0.00	0.00	0.00	0.00	0.00	0.00	0.0	0.00	0.00	0.00
			0350	CONSTRC. EDIF. CENTRO TEC. COMUNITARIO PUNTA CAÑ	0.00	250,000.00	250,000.00	250,000.00	0.00	250,000.00	100.00	0.00	250,000.00	0.0	250,000.00	0.00	100.00
			0472	TERMINACION CASAS FAMILIAS DE ESCASOS RECURSOS	0.00	750,000.00	750,000.00	750,000.00	0.00	750,000.00	100.00	0.00	750,000.00	0.0	750,000.00	0.00	100.00
			0310	TERMINACION CENTRO RELIGIOSO CAPILLA DEL DIVINO NI	2,000,000.00	-1,250,000.00	750,000.00	750,000.00	0.00	750,000.00	100.00	0.00	750,000.00	0.0	750,000.00	0.00	100.00
			0080	TERMINACION MATADERO MATADERO TIPO G., SAMANA	1,000,000.00	-625,000.00	375,000.00	375,000.00	0.00	375,000.00	100.00	0.00	375,000.00	0.0	375,000.00	0.00	100.00
			0366	TERMINACION DEL PLAY DE BASEBALL PIMENTEL, SAN FRA	4,500,000.00	-2,578,000.00	1,922,000.00	1,922,000.00	0.00	1,922,000.00	100.00	0.00	1,922,000.00	0.0	1,922,000.00	0.00	100.00
			0190	CONSTRUCCION CENTRO TECNOLOGICO EL CEDRO, EL SE	0.00	1,150,000.00	1,150,000.00	1,150,000.00	0.00	1,150,000.00	100.00	0.00	1,150,000.00	0.0	1,150,000.00	0.00	100.00
			0161	CONSTRUCCION CENTRO TECNOLOGICO COMUNITARIO E	0.00	2,600,000.00	2,600,000.00	2,600,000.00	0.00	2,600,000.00	100.00	0.00	2,600,000.00	0.0	2,600,000.00	0.00	100.00
			0146	REMODELACION SEDE PRINCIPAL UASD, DISTRITO NACION	20,000,000.00	-13,179,536.72	6,820,463.28	6,820,463.28	0.00	6,820,463.28	100.00	0.00	6,820,463.28	0.0	6,820,463.28	0.00	100.00
			0454	CONSTRUCCION EDIFICIO DE OFICINAS PUBLICAS DE OCC	10,000,000.00	-10,000,000.00	0.00	0.00	0.00	0.00	0.00	0.00	0.00	0.0	0.00	0.00	0.00
			0452	CONSTRUCCIÓN DE PLAY DE SOFTBOL EN COMENDADOR	3,000,000.00	-3,000,000.00	0.00	0.00	0.00	0.00	0.00	0.00	0.00	0.0	0.00	0.00	0.00
			0457	REPARACION ESTADIO TEMISTOCLES METZ	20,000,000.00	0.00	20,000,000.00	20,000,000.00	0.00	20,000,000.00	100.00	0.00	20,000,000.00	0.0	20,000,000.00	0.00	100.00
			0131	TERMINACION SUBCENTROS SALUD BATEY 5, BAHORUCO	0.00	0.00	0.00	0.00	0.00	0.00	0.00	0.00	0.00	0.0	0.00	0.00	0.00
			0335	CONSTRUCCION, RECONSTRUC. Y REMODEL. CENTROS R	0.00	2,000,000.00	2,000,000.00	2,000,000.00	0.00	2,000,000.00	100.00	0.00	2,000,000.00	0.0	2,000,000.00	0.00	100.00
			0469	RECONSTRUCCION DE LA OFICINA DE PATRIMONIO MONU	0.00	5,000,000.00	5,000,000.00	5,000,000.00	0.00	5,000,000.00	100.00	0.00	5,000,000.00	0.0	5,000,000.00	0.00	100.00
			0440	TERMINACIÓN DEL POLIDEPORTIVO, PEDRO BRAND	2,300,000.00	-2,300,000.00	0.00	0.00	0.00	0.00	0.00	0.00	0.00	0.0	0.00	0.00	0.00
			0401	PREPARACION DE TECHO DE LA VIVIENDA DEL SR. ABRAH	200,000.00	-200,000.00	0.00	0.00	0.00	0.00	0.00	0.00	0.00	0.0	0.00	0.00	0.00
			0196	CONSTRUCCION CENTRO TECNOLOGICO COMUNITARIO E	0.00	4,465,000.00	4,465,000.00	4,465,000.00	0.00	4,465,000.00	100.00	0.00	4,465,000.00	0.0	4,465,000.00	0.00	100.00
			0403	REMODELACION BIBLIOTECA NACIONAL	20,000,000.00	159,380,000.00	179,380,000.00	179,380,000.00	0.00	179,380,000.00	100.00	0.00	179,380,000.00	0.0	179,380,000.00	0.00	100.00

Sistema Integrado de Gestión Financiera

Periodo: 2007

REPORTE DE EJECUCION DEL GASTO POR CAPITULO Y PROGRAMAS

Cap: 0201 Fec.Inicial: 01/01/2007 Fec.Final: 30/04/2008

Capitulo 0201
Dependencia 01
Fuente Financ 10

Prog	Sub	Pry	Act	Descripcion 1	Apropiacion Original 2	Modificaciones 3	Apropiación Vigente 4	Previsión de la Apropiación 5	Disponible 6	Compromiso 7	% Compromiso 8	Apropiación Disponible 9	Devengado 10	Compromiso No Devengado 11	Pagado 12	Devengado No Pagado 13	Por Pagar 14
12	00	14		SUPERVISIÓN Y CONTROL DE OBRAS DEL ESTADO	2,823,000,000.00	1,232,101,726.57	4,055,101,726.57	4,055,101,726.57	0.00	4,055,101,726.57	17,800.00	0.00	4,055,101,726.57	0.00	4,055,101,726.57	0.00	17,800.00
			0348	CONSTRUCCION EDIF. CENTRO TEC. COMUNITARIO, BOHE	0.00	5,365,000.00	5,365,000.00	5,365,000.00	0.00	5,365,000.00	100.00	0.00	5,365,000.00	0.0	5,365,000.00	0.00	100.00
			0173	CENTRO TECNOLOGICO COMUNITARIO EN MICHE , EL SEY	0.00	3,240,000.00	3,240,000.00	3,240,000.00	0.00	3,240,000.00	100.00	0.00	3,240,000.00	0.0	3,240,000.00	0.00	100.00
			0189	CONSTRUCCION CENTRO TECNOLOGICO COMUNITARIO E	0.00	250,000.00	250,000.00	250,000.00	0.00	250,000.00	100.00	0.00	250,000.00	0.0	250,000.00	0.00	100.00
			0201	CONSTRUCCION CENTRO TECNOLOGICO COMUNITARIO E	0.00	4,110,000.00	4,110,000.00	4,110,000.00	0.00	4,110,000.00	100.00	0.00	4,110,000.00	0.0	4,110,000.00	0.00	100.00
			0178	CENTRO TECNOLOGICO COMUNITARIO YAMASA, MONTE P	0.00	3,190,000.00	3,190,000.00	3,190,000.00	0.00	3,190,000.00	100.00	0.00	3,190,000.00	0.0	3,190,000.00	0.00	100.00
			0226	REHABILITACION Y TERMINACION AREAS TEATRO POPULA	15,000,000.00	69,799,154.44	84,799,154.44	84,799,154.44	0.00	84,799,154.44	100.00	0.00	84,799,154.44	0.0	84,799,154.44	0.00	100.00
			0137	COSTRUCCION CENTRO UNIVERSITARIO REGIONAL, VALVI	293,000,000.00	-176,905,000.00	116,095,000.00	116,095,000.00	0.00	116,095,000.00	100.00	0.00	116,095,000.00	0.0	116,095,000.00	0.00	100.00
			0247	TERMINACION DE CENTROS CATOLICOS EN LA PROVINCIA	0.00	3,000,000.00	3,000,000.00	3,000,000.00	0.00	3,000,000.00	100.00	0.00	3,000,000.00	0.0	3,000,000.00	0.00	100.00
			0194	CONSTRUCCION CENTRO TECNOLOGICO COMUNITARIO E	0.00	1,040,000.00	1,040,000.00	1,040,000.00	0.00	1,040,000.00	100.00	0.00	1,040,000.00	0.0	1,040,000.00	0.00	100.00
			0199	CONSTRUCCION CLUB DEPORTIVO JUNA ANTONIO ALIX, S.	0.00	750,000.00	750,000.00	750,000.00	0.00	750,000.00	100.00	0.00	750,000.00	0.0	750,000.00	0.00	100.00
			0223	CONSTRUCCION SUBCENTRO DE SALUD EN CEVICOS PRC	5,000,000.00	-4,325,000.00	675,000.00	675,000.00	0.00	675,000.00	100.00	0.00	675,000.00	0.0	675,000.00	0.00	100.00
			0492	CONSTRUCCION EDIFICIO DEL CENTRO TECNOLOGICO CC	0.00	1,510,000.00	1,510,000.00	1,510,000.00	0.00	1,510,000.00	100.00	0.00	1,510,000.00	0.0	1,510,000.00	0.00	100.00
			0153	CENTRO UNIVERSITARIO REGIONAL PUERTO PLATA	10,000,000.00	40,343,804.21	50,343,804.21	50,343,804.21	0.00	50,343,804.21	100.00	0.00	50,343,804.21	0.0	50,343,804.21	0.00	100.00
			0408	REMODELACION Y AMPLIACION OFICINAS ORGANIZACION	15,000,000.00	-5,450,000.00	9,550,000.00	9,550,000.00	0.00	9,550,000.00	100.00	0.00	9,550,000.00	0.0	9,550,000.00	0.00	100.00
			0342	REMODELACION GOBERNACION DE SANTIAGO	3,000,000.00	1,800,000.00	4,800,000.00	4,800,000.00	0.00	4,800,000.00	100.00	0.00	4,800,000.00	0.0	4,800,000.00	0.00	100.00
			0501	CENTRO CULTURAL LA VEGA	0.00	10,000,000.00	10,000,000.00	10,000,000.00	0.00	10,000,000.00	100.00	0.00	10,000,000.00	0.0	10,000,000.00	0.00	100.00
			0187	CONSTRUCCION CENTRO TECNOLOGICO VILLA PANDO, A.	0.00	2,505,000.00	2,505,000.00	2,505,000.00	0.00	2,505,000.00	100.00	0.00	2,505,000.00	0.0	2,505,000.00	0.00	100.00
			0480	CONSTRUCCION EDIFICIO DEL CENTRO TECNOLOGICO CC	0.00	1,770,000.00	1,770,000.00	1,770,000.00	0.00	1,770,000.00	100.00	0.00	1,770,000.00	0.0	1,770,000.00	0.00	100.00
			0332	TERMINACION CONTRUC. JMUAGADO DE PAZ, BOCA CHIC	5,000,000.00	12,200,000.00	17,200,000.00	17,200,000.00	0.00	17,200,000.00	100.00	0.00	17,200,000.00	0.0	17,200,000.00	0.00	100.00
			0160	CONSTRUCCION CENTRO TECNOLOGICO COMUNITARIO, E	0.00	5,365,000.00	5,365,000.00	5,365,000.00	0.00	5,365,000.00	100.00	0.00	5,365,000.00	0.0	5,365,000.00	0.00	100.00
			0474	CONSTRUCCION EDIFICIO DEL CENTRO TECNOLOGICO CC	0.00	780,000.00	780,000.00	780,000.00	0.00	780,000.00	100.00	0.00	780,000.00	0.0	780,000.00	0.00	100.00
			0459	CONSTRUCCION PARROQUIA SAN RAFAEL ARCANGEL	4,000,000.00	-4,000,000.00	0.00	0.00	0.00	0.00	0.00	0.00	0.00	0.0	0.00	0.00	0.00
			0458	CONSTRUCCION 80 CENTROS TECNOLOGICOS COMUNITA	150,000,000.00	-149,270,000.00	730,000.00	730,000.00	0.00	730,000.00	100.00	0.00	730,000.00	0.0	730,000.00	0.00	100.00
			0500	REMODELACION PALACIO DE LOS DEPORTES DE SANTIAG	0.00	24,000,000.00	24,000,000.00	24,000,000.00	0.00	24,000,000.00	100.00	0.00	24,000,000.00	0.0	24,000,000.00	0.00	100.00
			0370	CONSTRUCCION DE BIBLIOTECA Y CENTRO CULTURAL EN	15,000,000.00	-15,000,000.00	0.00	0.00	0.00	0.00	0.00	0.00	0.00	0.0	0.00	0.00	0.00
			0244	TERMINACION CENTROS CATOLICOS Y EVANGELICOS, PR	0.00	2,000,000.00	2,000,000.00	2,000,000.00	0.00	2,000,000.00	100.00	0.00	2,000,000.00	0.0	2,000,000.00	0.00	100.00
			0435	TERMINACION CLUB LOS CACHORROS, CRISTO REY, DIST	10,000,000.00	-10,000,000.00	0.00	0.00	0.00	0.00	0.00	0.00	0.00	0.0	0.00	0.00	0.00
			0453	CONSTRUCCIÓN DE PLAY DE SOFTBOL EN SABANA LARG	3,000,000.00	-3,000,000.00	0.00	0.00	0.00	0.00	0.00	0.00	0.00	0.0	0.00	0.00	0.00
			0434	SERVICIOS DE ELECTRIFICACION, VIAS INTERNAS Y PARQI	10,000,000.00	-10,000,000.00	0.00	0.00	0.00	0.00	0.00	0.00	0.00	0.0	0.00	0.00	0.00
			0405	REMODELACION COLEGIO DOMINICANO DE PERIODISTAS,	1,000,000.00	-1,000,000.00	0.00	0.00	0.00	0.00	0.00	0.00	0.00	0.0	0.00	0.00	0.00
			0497	CONSTRUCCION EDIF. CTRO. TECNOLOG. COMUNITARIO ((	0.00	0.00	0.00	0.00	0.00	0.00	0.00	0.00	0.00	0.0	0.00	0.00	0.00
			0369	CONSTRUCCION CARCEL DE MOCA, PROVINCIA ESPAILLA	15,000,000.00	-15,000,000.00	0.00	0.00	0.00	0.00	0.00	0.00	0.00	0.0	0.00	0.00	0.00
			0067	TERMINACION SUBCENTRO DE SALUD EN SALINAS, CABRA	3,000,000.00	-3,000,000.00	0.00	0.00	0.00	0.00	0.00	0.00	0.00	0.0	0.00	0.00	0.00
			0367	TERMINACION DEL TEMPLO PARROQUIAL NUESTRA SEÑOI	4,500,000.00	-1,600,000.00	2,900,000.00	2,900,000.00	0.00	2,900,000.00	100.00	0.00	2,900,000.00	0.0	2,900,000.00	0.00	100.00
			0365	REMODELACION DE LA GOBERNACION DE SAN FRANCISC(	4,500,000.00	-2,651,000.00	1,849,000.00	1,849,000.00	0.00	1,849,000.00	100.00	0.00	1,849,000.00	0.0	1,849,000.00	0.00	100.00
			0385	CONSTRUCCION DEL PARQUEO DE LA UNIVERSIDAD AUTC	20,000,000.00	153,642,051.19	173,642,051.19	173,642,051.19	0.00	173,642,051.19	100.00	0.00	173,642,051.19	0.0	173,642,051.19	0.00	100.00
			0222	CONSTRUCCION PLAY DE BASEBALL DE PUNTA CANA	0.00	1,500,000.00	1,500,000.00	1,500,000.00	0.00	1,500,000.00	100.00	0.00	1,500,000.00	0.0	1,500,000.00	0.00	100.00
			0477	CONSTRUCCION EDIFICIO DEL CENTRO TECNOLOGICO CC	0.00	1,210,000.00	1,210,000.00	1,210,000.00	0.00	1,210,000.00	100.00	0.00	1,210,000.00	0.0	1,210,000.00	0.00	100.00
			0490	CONSTRUCCION EDIFICIO DEL CENTRO TECNOLOGICO CC	0.00	5,150,000.00	5,150,000.00	5,150,000.00	0.00	5,150,000.00	100.00	0.00	5,150,000.00	0.0	5,150,000.00	0.00	100.00
			0296	REMODELACION Y EQUIPAMIENTO COMITE OLIMPICO DOM	4,000,000.00	-4,000,000.00	0.00	0.00	0.00	0.00	0.00	0.00	0.00	0.0	0.00	0.00	0.00
			0349	CONTRUC. EDIF. CENTRO TEC. COMUNITARIO MATAYAYA,	0.00	5,365,000.00	5,365,000.00	5,365,000.00	0.00	5,365,000.00	100.00	0.00	5,365,000.00	0.0	5,365,000.00	0.00	100.00
			0234	REMODELACION IGLESIA DE POCILGUITA, SANTIAGO	2,000,000.00	-2,000,000.00	0.00	0.00	0.00	0.00	0.00	0.00	0.00	0.0	0.00	0.00	0.00
			0135	CENTRO UNIVERSITARIO REGIONAL, MONSEÑOR NOUEL, (	310,000,000.00	-203,501,000.00	106,499,000.00	106,499,000.00	0.00	106,499,000.00	100.00	0.00	106,499,000.00	0.0	106,499,000.00	0.00	100.00
			0101	REPARACION CENTRO CULTURAL DE JIMANI	3,000,000.00	-3,000,000.00	0.00	0.00	0.00	0.00	0.00	0.00	0.00	0.0	0.00	0.00	0.00
			0156	CONSTRUCCION CENTRO TECNOLOGICO COMUNITARIO E	0.00	3,900,000.00	3,900,000.00	3,900,000.00	0.00	3,900,000.00	100.00	0.00	3,900,000.00	0.0	3,900,000.00	0.00	100.00
			0372	CONSTRUCCION EDIFICIO DE REHABILITACION JARABACO	5,000,000.00	-4,250,000.00	750,000.00	750,000.00	0.00	750,000.00	100.00	0.00	750,000.00	0.0	750,000.00	0.00	100.00
			0476	CONSTRUCCION EDIFICIO DEL CENTRO TECNOLOGICO CC	0.00	1,510,000.00	1,510,000.00	1,510,000.00	0.00	1,510,000.00	100.00	0.00	1,510,000.00	0.0	1,510,000.00	0.00	100.00
			0441	TERMINACION RESIDENCIA DE LA SRA. GRISELDA MARTINI	200,000.00	-200,000.00	0.00	0.00	0.00	0.00	0.00	0.00	0.00	0.0	0.00	0.00	0.00
			0445	CONSTRUCCION DE ANEXO CARCEL PUBLICA DE HIGUEY,	100,000.00	8,478,000.00	8,578,000.00	8,578,000.00	0.00	8,578,000.00	100.00	0.00	8,578,000.00	0.0	8,578,000.00	0.00	100.00
			0294	REMODELACION INTERIOR EDIFICIO OISOE	0.00	1,000,000.00	1,000,000.00	1,000,000.00	0.00	1,000,000.00	100.00	0.00	1,000,000.00	0.0	1,000,000.00	0.00	100.00
			0484	CONSTRUCCION EDIFICIO DEL CENTRO TECNOLOGICO CC	0.00	2,505,000.00	2,505,000.00	2,505,000.00	0.00	2,505,000.00	100.00	0.00	2,505,000.00	0.0	2,505,000.00	0.00	100.00
			0072	TERMINACION EDIFICO OFICINAS PUBLICAS EN VILLA TAPI	1,000,000.00	-250,000.00	750,000.00	750,000.00	0.00	750,000.00	100.00	0.00	750,000.00	0.0	750,000.00	0.00	100.00
			0076	TERMINACION DEL HOSPITAL PUBLICO GENERAL, SANTIAC	7,000,000.00	-4,000,000.00	3,000,000.00	3,000,000.00	0.00	3,000,000.00	100.00	0.00	3,000,000.00	0.0	3,000,000.00	0.00	100.00
			0198	CONSTRUCCION CENTRO TECNOLOGICO COMUNITARIO A	0.00	13,252,146.00	13,252,146.00	13,252,146.00	0.00	13,252,146.00	100.00	0.00	13,252,146.00	0.0	13,252,146.00	0.00	100.00
			0395	CONSTRUCCIÓN DEL PALACIO DE JUSTICIA, SANTO DOMIN	20,000,000.00	0.00	20,000,000.00	20,000,000.00	0.00	20,000,000.00	100.00	0.00	20,000,000.00	0.0	20,000,000.00	0.00	100.00

Sistema Integrado de Gestión Financiera

Periodo: 2007

REPORTE DE EJECUCION DEL GASTO POR CAPITULO Y PROGRAMAS

Cap: 0201 Fec.Inicial: 01/01/2007 Fec.Final: 30/04/2008

Capitulo 0201
Dependencia 01
Fuente Financ 10

Prog	Sub Pry	Act	Descripcion 1	Apropiacion Original 2	Modificaciones 3	Apropiación Vigente 4	Previsión de la Apropiación 5	Disponible 6	Compromiso 7	% Compromiso 8	Apropiación Disponible 9	Devengado 10	Compromiso No Devengado 11	Pagado 12	Devengado No Pagado 13	Por Pagar 14
12	00	14	SUPERVISIÓN Y CONTROL DE OBRAS DEL ESTADO	2,823,000,000.00	1,232,101,726.57	4,055,101,726.57	4,055,101,726.57	0.00	4,055,101,726.57	17,800.00	0.00	4,055,101,726.57	0.00	4,055,101,726.57	0.00	17,800.00
		0399	EXCAVACION DEL EDIFICIO SEDE DEL INSTITUTO DOMINIC	15,000,000.00	6,500,000.00	21,500,000.00	21,500,000.00	0.00	21,500,000.00	100.00	0.00	21,500,000.00	0.0	21,500,000.00	0.00	100.00
		0451	TERMINACION DEL CENTRO COMUNAL SALINAS, MUNICIPI(	1,000,000.00	-1,000,000.00	0.00	0.00	0.00	0.00	0.00	0.00	0.00	0.0	0.00	0.00	0.00
		0386	REMODELACION DE LA FACULTAD DE HUMANIDADES DE L	20,000,000.00	-12,000,000.00	8,000,000.00	8,000,000.00	0.00	8,000,000.00	100.00	0.00	8,000,000.00	0.0	8,000,000.00	0.00	100.00
		0376	TERMINACION PARROQUIA SANTISIMO SACRAMENTO, MU	500,000.00	250,000.00	750,000.00	750,000.00	0.00	750,000.00	100.00	0.00	750,000.00	0.0	750,000.00	0.00	100.00
		0375	TERMINACION PABELLON DE LA FAMA	10,000,000.00	-10,000,000.00	0.00	0.00	0.00	0.00	0.00	0.00	0.00	0.0	0.00	0.00	0.00
		0436	TERMINACION CONSTRUCCION DE LA IGLESIA AMERICA LA	5,000,000.00	-5,000,000.00	0.00	0.00	0.00	0.00	0.00	0.00	0.00	0.0	0.00	0.00	0.00
		0205	CONSTRUCCION CENTRO TECNOLOGICO COMUNITARIO E	0.00	1,770,000.00	1,770,000.00	1,770,000.00	0.00	1,770,000.00	100.00	0.00	1,770,000.00	0.0	1,770,000.00	0.00	100.00
		0202	CONSTRUCCION CENTRO TECNOLOGICO COMUNITARIO E	0.00	2,630,000.00	2,630,000.00	2,630,000.00	0.00	2,630,000.00	100.00	0.00	2,630,000.00	0.0	2,630,000.00	0.00	100.00
		0491	CONSTRUCCION EDIFICIO DEL CENTRO TECNOLOGICO CC	0.00	780,000.00	780,000.00	780,000.00	0.00	780,000.00	100.00	0.00	780,000.00	0.0	780,000.00	0.00	100.00
		0383	CONSTRUCCION DEL COMEDOR UNIVERSITARIO DE LA UN	20,000,000.00	211,780,106.73	231,780,106.73	231,780,106.73	0.00	231,780,106.73	100.00	0.00	231,780,106.73	0.0	231,780,106.73	0.00	100.00
		0154	CENTRO TECNOLOGICO COMUNITARIO EN EL VALLE HATC	0.00	2,600,000.00	2,600,000.00	2,600,000.00	0.00	2,600,000.00	100.00	0.00	2,600,000.00	0.0	2,600,000.00	0.00	100.00
		0229	REMODELACION BIBLIOTECA Y AUDITORIO CENTRO CIVIC(	15,000,000.00	149,401,000.00	164,401,000.00	164,401,000.00	0.00	164,401,000.00	100.00	0.00	164,401,000.00	0.0	164,401,000.00	0.00	100.00
		0394	CONSTRUCCION DEL ANEXO 3ER, 4TO Y 5TO NIVEL DEL EC	20,000,000.00	5,000,000.00	25,000,000.00	25,000,000.00	0.00	25,000,000.00	100.00	0.00	25,000,000.00	0.0	25,000,000.00	0.00	100.00
		0483	CONSTRUCCION EDIFICIO DEL CENTRO TECNOLOGICO CC	0.00	780,000.00	780,000.00	780,000.00	0.00	780,000.00	100.00	0.00	780,000.00	0.0	780,000.00	0.00	100.00
		0353	CONSTRUCCION Y RECONSTRC. CENTROS RELIGIOSOS	0.00	250,000.00	250,000.00	250,000.00	0.00	250,000.00	100.00	0.00	250,000.00	0.0	250,000.00	0.00	100.00
		0274	TERMINACION POLIDEPORTIVO ADOLFO DIAZ BAEZ, SANTI	20,000,000.00	0.00	20,000,000.00	20,000,000.00	0.00	20,000,000.00	100.00	0.00	20,000,000.00	0.0	20,000,000.00	0.00	100.00
		0193	CONSTRUCCION CENTRO TECNOLOGICO COMUNITARIO E	0.00	150,000.00	150,000.00	150,000.00	0.00	150,000.00	100.00	0.00	150,000.00	0.0	150,000.00	0.00	100.00
		0071	TERMINACION CANCHA CLUB JUAN ANTONIO ALIX, SANTIA	2,000,000.00	-2,000,000.00	0.00	0.00	0.00	0.00	0.00	0.00	0.00	0.0	0.00	0.00	0.00
		0487	CONSTRUCCION EDIFICIO DEL CENTRO TECNOLOGICO CC	0.00	1,040,000.00	1,040,000.00	1,040,000.00	0.00	1,040,000.00	100.00	0.00	1,040,000.00	0.0	1,040,000.00	0.00	100.00
		0204	CONSTRUCCION CENTRO TECNOLOGICO COMUNITARIO E	0.00	180,000.00	180,000.00	180,000.00	0.00	180,000.00	100.00	0.00	180,000.00	0.0	180,000.00	0.00	100.00
		0400	PINTURA EXTERIOR RESIDENCIAL VILLA JUANA, EDIFICIO I	3,000,000.00	-3,000,000.00	0.00	0.00	0.00	0.00	0.00	0.00	0.00	0.0	0.00	0.00	0.00
		0257	TERMINACION DEL CENTRO DE CONVENCIONES MONSEÑ(	4,000,000.00	4,000,000.00	8,000,000.00	8,000,000.00	0.00	8,000,000.00	100.00	0.00	8,000,000.00	0.0	8,000,000.00	0.00	100.00
		0444	RECONSTRUCICION DE LA IGLESIA CATOLICA DE LA COML	1,500,000.00	-1,000,000.00	500,000.00	500,000.00	0.00	500,000.00	100.00	0.00	500,000.00	0.0	500,000.00	0.00	100.00
		0070	TERMINACION IGLESIA AFRICANA METODISTA EPISCOPAL,	1,000,000.00	-700,000.00	300,000.00	300,000.00	0.00	300,000.00	100.00	0.00	300,000.00	0.0	300,000.00	0.00	100.00
		0360	AUDITORIAS TECN. Y FINANC. A ESCUELAS, CENTROS UNI'	0.00	2,177,808.41	2,177,808.41	2,177,808.41	0.00	2,177,808.41	100.00	0.00	2,177,808.41	0.0	2,177,808.41	0.00	100.00
		0374	REPARACION GENERAL POLIDEPORTIVO LA VEGA	15,000,000.00	-4,275,000.00	10,725,000.00	10,725,000.00	0.00	10,725,000.00	100.00	0.00	10,725,000.00	0.0	10,725,000.00	0.00	100.00
		0151	REMODELACION DE LICEO PEDRO HENRIQUEZ UREÑA, SA	0.00	4,130,000.00	4,130,000.00	4,130,000.00	0.00	4,130,000.00	100.00	0.00	4,130,000.00	0.0	4,130,000.00	0.00	100.00
		0371	CONSTRUCCION MUSEO NUÑEZ CDE CACERES	1,000,000.00	-1,000,000.00	0.00	0.00	0.00	0.00	0.00	0.00	0.00	0.0	0.00	0.00	0.00
		0443	CONSTRUCCIÓN DE PLAY DE SOFTBOL EN RÍO LIMPIO	3,000,000.00	-3,000,000.00	0.00	0.00	0.00	0.00	0.00	0.00	0.00	0.0	0.00	0.00	0.00
		0437	TERMINACION CONSTRUCCION DEL MERCADO DE VILLA C	15,000,000.00	17,000,000.00	32,000,000.00	32,000,000.00	0.00	32,000,000.00	100.00	0.00	32,000,000.00	0.0	32,000,000.00	0.00	100.00
		0188	CONSTRUCCION CENTRO UNIVERSITARIO REGIONAL NAGI	30,000,000.00	70,213,500.00	100,213,500.00	100,213,500.00	0.00	100,213,500.00	100.00	0.00	100,213,500.00	0.0	100,213,500.00	0.00	100.00
		0489	CONSTRUCCION EDIFICIO DEL CENTRO TECNOLOGICO CC	0.00	3,730,000.00	3,730,000.00	3,730,000.00	0.00	3,730,000.00	100.00	0.00	3,730,000.00	0.0	3,730,000.00	0.00	100.00
		0171	CENTRO TECNOLOGIOC COMUNITARIO EN GUAYMATE, LA	0.00	4,065,000.00	4,065,000.00	4,065,000.00	0.00	4,065,000.00	100.00	0.00	4,065,000.00	0.0	4,065,000.00	0.00	100.00
		0448	CONSTRUCCION PARROQUIA SAN LUIS GONZAGAS "EL CE	4,500,000.00	-3,020,000.00	1,480,000.00	1,480,000.00	0.00	1,480,000.00	100.00	0.00	1,480,000.00	0.0	1,480,000.00	0.00	100.00
		0235	REMODELACION PALACIO DE BELLAS ARTES, DISTRITO NA	15,000,000.00	424,788,492.55	439,788,492.55	439,788,492.55	0.00	439,788,492.55	100.00	0.00	439,788,492.55	0.0	439,788,492.55	0.00	100.00
		0176	CENTRO TECNOLOGICO COMUNITARIO EN YERBA BUENA,	0.00	1,040,000.00	1,040,000.00	1,040,000.00	0.00	1,040,000.00	100.00	0.00	1,040,000.00	0.0	1,040,000.00	0.00	100.00
		0368	TERMINACION PARROQUIA SAN LUCAS EVENGELISTA, EL A	4,500,000.00	-3,020,000.00	1,480,000.00	1,480,000.00	0.00	1,480,000.00	100.00	0.00	1,480,000.00	0.0	1,480,000.00	0.00	100.00
		0149	CENTRO UNIVERSITARIO REGIONAL SAN JUAN DE LA MAG	290,000,000.00	-64,446,377.99	225,553,622.01	225,553,622.01	0.00	225,553,622.01	100.00	0.00	225,553,622.01	0.0	225,553,622.01	0.00	100.00
		0397	CONSTRUCCION HOSPITAL ONCOLOGICO, DISTRITO NACI(	20,000,000.00	187,935,790.84	207,935,790.84	207,935,790.84	0.00	207,935,790.84	100.00	0.00	207,935,790.84	0.0	207,935,790.84	0.00	100.00
		0392	CONSTRUCCION DE PARQUEOS SOTERRADOS DEL PALAC	15,000,000.00	262,196,000.00	277,196,000.00	277,196,000.00	0.00	277,196,000.00	100.00	0.00	277,196,000.00	0.0	277,196,000.00	0.00	100.00
		0465	REHABILITACION Y AMPLIACION DEL ARCHIVO GENERAL D	15,000,000.00	119,021,000.00	134,021,000.00	134,021,000.00	0.00	134,021,000.00	100.00	0.00	134,021,000.00	0.0	134,021,000.00	0.00	100.00
		0378	TERMINACION DE LA IGLESIA SAN ISIDRO, JUMA BONAO	3,000,000.00	-2,730,000.00	270,000.00	270,000.00	0.00	270,000.00	100.00	0.00	270,000.00	0.0	270,000.00	0.00	100.00
		0145	CONSTRUCCION CENTRO UNIVERSITARIO REGIONAL LA AI	20,000,000.00	32,968,795.41	52,968,795.41	52,968,795.41	0.00	52,968,795.41	100.00	0.00	52,968,795.41	0.0	52,968,795.41	0.00	100.00
		0381	ACONDICIONAMIENTO FACHADAS EDIFICIOS AVE. MALECC	1,000,000.00	-1,000,000.00	0.00	0.00	0.00	0.00	0.00	0.00	0.00	0.0	0.00	0.00	0.00
		0159	CONSTRUCCION CENTRO TECNOLOGICO COMUNITARIO, D	0.00	2,600,000.00	2,600,000.00	2,600,000.00	0.00	2,600,000.00	100.00	0.00	2,600,000.00	0.0	2,600,000.00	0.00	100.00
		0103	TERMINACION BIBLIOTECA DE BONAO	5,000,000.00	-3,500,000.00	1,500,000.00	1,500,000.00	0.00	1,500,000.00	100.00	0.00	1,500,000.00	0.0	1,500,000.00	0.00	100.00
		0396	CONSTRUCCION EDIFICIO DE CUATRO NIVELES ESCUELA	10,000,000.00	-10,000,000.00	0.00	0.00	0.00	0.00	0.00	0.00	0.00	0.0	0.00	0.00	0.00
		0398	CONSTRUCCIÓN PABELLÓN DE LA FAMA, DISTRITO NACIOI	10,000,000.00	-10,000,000.00	0.00	0.00	0.00	0.00	0.00	0.00	0.00	0.0	0.00	0.00	0.00
		0406	REMODELACION EDIFICIO PARA LA CATEDRAL PRIMADA D	20,000,000.00	-17,850,000.00	2,150,000.00	2,150,000.00	0.00	2,150,000.00	100.00	0.00	2,150,000.00	0.0	2,150,000.00	0.00	100.00
		0498	CONSTRUCCION EDIF. CTRO. TECNOLOG. COMUNITARIO (	0.00	1,040,000.00	1,040,000.00	1,040,000.00	0.00	1,040,000.00	100.00	0.00	1,040,000.00	0.0	1,040,000.00	0.00	100.00
		0407	REMODELACION OFICINA COMISION HIPICA NACIONAL, DIS	5,000,000.00	-5,000,000.00	0.00	0.00	0.00	0.00	0.00	0.00	0.00	0.0	0.00	0.00	0.00
		0328	REPARACION PARROQUIA SAN ANTONIO MONCION, SANTI.	7,000,000.00	-7,000,000.00	0.00	0.00	0.00	0.00	0.00	0.00	0.00	0.0	0.00	0.00	0.00
		0157	CONSTRUCCION DE CENTRO TECNOLOGICO COMUNITARI'	0.00	730,000.00	730,000.00	730,000.00	0.00	730,000.00	100.00	0.00	730,000.00	0.0	730,000.00	0.00	100.00
		0211	CONSTRUCCION DE LA PLAZA TURISTUCA DE LA ROMANA	5,000,000.00	403,614.00	5,403,614.00	5,403,614.00	0.00	5,403,614.00	100.00	0.00	5,403,614.00	0.0	5,403,614.00	0.00	100.00
		0250	TERMINACION DE CENTROS RELIGIOSOS EN LA VEGA.	0.00	2,000,000.00	2,000,000.00	2,000,000.00	0.00	2,000,000.00	100.00	0.00	2,000,000.00	0.0	2,000,000.00	0.00	100.00

Sistema Integrado de Gestión Financiera

Periodo: 2007

REPORTE DE EJECUCION DEL GASTO POR CAPITULO Y PROGRAMAS

Cap: 0201 Fec.Inicial: 01/01/2007 Fec.Final: 30/04/2008

Capitulo 0201

Dependencia 01

Fuente Financ 10

Prog	Sub Pry	Act	Descripcion 1	Apropiacion Original 2	Modificaciones 3	Apropiación Vigente 4	Previsión de la Apropiación 5	Disponible 6	Compromiso 7	% Compromiso 8	Apropiación Disponible 9	Devengado 10	Compromiso No Devengado 11	Pagado 12	Devengado No Pagado 13	Por Pagar 14
12	00	14	SUPERVISION Y CONTROL DE OBRAS DEL ESTADO	2,823,000,000.00	1,232,101,726.57	4,055,101,726.57	4,055,101,726.57	0.00	4,055,101,726.57	17,800.00	0.00	4,055,101,726.57	0.00	4,055,101,726.57	0.00	17,800.00
		0239	SUPERVISION CONST. DOCE(12) REGION NORTE DEL PAIS	0.00	0.00	0.00	0.00	0.00	0.00	0.00	0.00	0.00	0.0	0.00	0.00	0.00
		0230	REMODELACION CATEDRAL SAN JUAN BAUTISTA	0.00	11,250,000.00	11,250,000.00	11,250,000.00	0.00	11,250,000.00	100.00	0.00	11,250,000.00	0.0	11,250,000.00	0.00	100.00
		0304	REPARACION DEL LOCAL DE LA GOBERNACION PROVINCIA	5,000,000.00	-5,000,000.00	0.00	0.00	0.00	0.00	0.00	0.00	0.00	0.0	0.00	0.00	0.00
		0139	CONSTRUCCION CARCEL PROVINCIA LA ALTAGRACIA	15,000,000.00	0.00	15,000,000.00	15,000,000.00	0.00	15,000,000.00	100.00	0.00	15,000,000.00	0.0	15,000,000.00	0.00	100.00
98	00	00	ADMINISTRACION DE CONTRIBUCIONES ESPECIALES	2,833,195,018.00	36,020,214.00	2,869,215,232.00	2,852,741,843.50	16,473,388.50	2,852,741,843.50	100.00	16,473,388.50	2,852,333,843.50	408,000.00	2,851,222,296.80	1,111,546.70	99.96
		0000	ADMINISTRACION DE CONTRIBUCIONES ESPECIALES	2,833,195,018.00	36,020,214.00	2,869,215,232.00	2,852,741,843.50	16,473,388.50	2,852,741,843.50	100.00	16,473,388.50	2,852,333,843.50	408,000.0	2,851,222,296.80	1,111,546.70	99.96
99	00	00	ADM. DE ACTIVOS, PASIVOS Y TRANSFERENCIAS	567,908,760.00	56,284,981.00	624,193,741.00	623,789,424.16	404,316.84	623,789,424.16	100.00	404,316.84	623,789,424.16	0.00	623,789,424.16	0.00	100.00
		0000	ADMINISTRACION DE TRANSFERENCIAS, PASIVOS Y ACTIV	567,908,760.00	56,284,981.00	624,193,741.00	623,789,424.16	404,316.84	623,789,424.16	100.00	404,316.84	623,789,424.16	0.0	623,789,424.16	0.00	100.00
		Total Fuente:	10	15,355,652,462.00	7,900,117,526.30	23,255,769,988.30	23,182,863,963.92	72,906,024.38	23,163,284,351.33	24,597.97	92,485,636.97	23,156,346,989.95	6,937,361.38	21,710,391,472.71	1,445,955,517.24	24,276.95

Fuente Financ 60

Prog	Sub Pry	Act	Descripcion 1	Apropiacion Original 2	Modificaciones 3	Apropiación Vigente 4	Previsión de la Apropiación 5	Disponible 6	Compromiso 7	% Compromiso 8	Apropiación Disponible 9	Devengado 10	Compromiso No Devengado 11	Pagado 12	Devengado No Pagado 13	Por Pagar 14
99	00	00	ADM. DE ACTIVOS, PASIVOS Y TRANSFERENCIAS	0.00	4,848,102.15	4,848,102.15	2,378,838.08	2,469,264.07	2,378,838.08	100.00	2,469,264.07	2,378,838.08	0.00	2,378,838.08	0.00	100.00
		0000	ADMINISTRACION DE TRANSFERENCIAS, PASIVOS Y ACTIV	0.00	4,848,102.15	4,848,102.15	2,378,838.08	2,469,264.07	2,378,838.08	100.00	2,469,264.07	2,378,838.08	0.0	2,378,838.08	0.00	100.00
		Total Fuente:	60	0.00	4,848,102.15	4,848,102.15	2,378,838.08	2,469,264.07	2,378,838.08	100.00	2,469,264.07	2,378,838.08	0.00	2,378,838.08	0.00	100.00

Fuente Financ 70

Prog	Sub Pry	Act	Descripcion 1	Apropiacion Original 2	Modificaciones 3	Apropiación Vigente 4	Previsión de la Apropiación 5	Disponible 6	Compromiso 7	% Compromiso 8	Apropiación Disponible 9	Devengado 10	Compromiso No Devengado 11	Pagado 12	Devengado No Pagado 13	Por Pagar 14
01	00	00	ACTIVIDADES CENTRALES	0.00	470,000,000.00	470,000,000.00	470,000,000.00	0.00	470,000,000.00	1,200.00	0.00	470,000,000.00	0.00	0.00	470,000,000.00	0.00
		0018	ASISTENCIA EN EL AREA DE TRANSPORTE	0.00	27,500,000.00	27,500,000.00	27,500,000.00	0.00	27,500,000.00	100.00	0.00	27,500,000.00	0.0	0.00	27,500,000.00	0.00
		0006	ASISTENCIA EN EL AREA SOCIAL	0.00	38,700,300.00	38,700,300.00	38,700,300.00	0.00	38,700,300.00	100.00	0.00	38,700,300.00	0.0	0.00	38,700,300.00	0.00
		0011	ASISTENCIA EN EL AREA DE SALUD	0.00	56,600.00	56,600.00	56,600.00	0.00	56,600.00	100.00	0.00	56,600.00	0.0	0.00	56,600.00	0.00
		0025	ASISTENCIA EN EL AREA DE COMUNICACION	0.00	30,000,000.00	30,000,000.00	30,000,000.00	0.00	30,000,000.00	100.00	0.00	30,000,000.00	0.0	0.00	30,000,000.00	0.00
		0008	ASISTENCIA EN EL AREA DE JUSTICIA Y ORDEN PUBLICO	0.00	89,200,000.00	89,200,000.00	89,200,000.00	0.00	89,200,000.00	100.00	0.00	89,200,000.00	0.0	0.00	89,200,000.00	0.00
		0009	ASISTENCIA EN EL AREA DE EDUCACION	0.00	19,065,600.00	19,065,600.00	19,065,600.00	0.00	19,065,600.00	100.00	0.00	19,065,600.00	0.0	0.00	19,065,600.00	0.00
		0023	ASISTENCIA EN EL AREA DE DEFENSA NACIONAL	0.00	64,500,000.00	64,500,000.00	64,500,000.00	0.00	64,500,000.00	100.00	0.00	64,500,000.00	0.0	0.00	64,500,000.00	0.00
		0001	DIRECCION ADMINISTRATIVA	0.00	65,500,000.00	65,500,000.00	65,500,000.00	0.00	65,500,000.00	100.00	0.00	65,500,000.00	0.0	0.00	65,500,000.00	0.00
		0010	ASISTENCIA EN EL AREA DE DEPORTES, RECREACION, CU	0.00	59,840,000.00	59,840,000.00	59,840,000.00	0.00	59,840,000.00	100.00	0.00	59,840,000.00	0.0	0.00	59,840,000.00	0.00
		0026	ASISTENCIA EN EL AREA DE ADMINISTRACION GENERAL	0.00	11,500,000.00	11,500,000.00	11,500,000.00	0.00	11,500,000.00	100.00	0.00	11,500,000.00	0.0	0.00	11,500,000.00	0.00
		0003	SERVICIOS DE COMUNICACION DE LA PRESIDENCIA	0.00	32,500,000.00	32,500,000.00	32,500,000.00	0.00	32,500,000.00	100.00	0.00	32,500,000.00	0.0	0.00	32,500,000.00	0.00
		0013	ASISTENCIA EN EL AREA DE SERVICIOS MUNICIPALES	0.00	31,637,500.00	31,637,500.00	31,637,500.00	0.00	31,637,500.00	100.00	0.00	31,637,500.00	0.0	0.00	31,637,500.00	0.00
		Total Fuente:	70	0.00	470,000,000.00	470,000,000.00	470,000,000.00	0.00	470,000,000.00	1,200.00	0.00	470,000,000.00	0.00	0.00	470,000,000.00	0.00
		Total Dependencia:	01	15,355,652,462.00	8,374,965,628.45	23,730,618,090.45	23,655,242,802.00	75,375,288.45	23,635,663,189.41	25,897.97	94,954,901.04	23,628,725,828.03	6,937,361.38	21,712,770,310.79	1,915,955,517.2	24,376.95

Dependencia 02

Fuente Financ 10

Prog	Sub Pry	Act	Descripcion 1	Apropiacion Original 2	Modificaciones 3	Apropiación Vigente 4	Previsión de la Apropiación 5	Disponible 6	Compromiso 7	% Compromiso 8	Apropiación Disponible 9	Devengado 10	Compromiso No Devengado 11	Pagado 12	Devengado No Pagado 13	Por Pagar 14
11	01	00	PROTECCION SOCIAL	378,665,076.00	-20,502,669.00	358,162,407.00	349,156,353.77	9,006,053.23	346,438,959.09	398.51	11,723,447.91	346,438,959.09	0.00	338,552,687.65	7,886,271.44	395.67
		0003	ADMINISTRACION FINANCIERA DE LOS SUBSIDIOS SOCIALI	215,251,259.00	-20,994,669.00	194,256,590.00	185,382,574.06	8,874,015.94	182,731,683.52	98.57	11,524,906.48	182,731,683.52	0.0	174,873,252.08	7,858,431.44	95.70
		0002	SISTEMA UNICO DE BENEFICIARIO (SIUBEN)	110,000,000.00	0.00	110,000,000.00	109,940,160.21	59,839.79	109,875,448.21	99.94	124,551.79	109,875,448.21	0.0	109,847,608.21	27,840.00	99.97
		0004	COORDINACION Y ASISTENCIA TECNICA	10,578,000.00	0.00	10,578,000.00	10,514,393.86	63,606.14	10,514,393.86	100.00	63,606.14	10,514,393.86	0.0	10,514,393.86	0.00	100.00
		0001	DIRECCION Y ADMINISTRACION (Gabinete Social)	42,835,817.00	492,000.00	43,327,817.00	43,319,225.64	8,591.36	43,317,433.50	100.00	10,383.50	43,317,433.50	0.0	43,317,433.50	0.00	100.00
11	02	00	PROTECCION SOCIAL	1,655,886,262.00	902,794,851.01	2,558,681,113.01	2,477,682,515.20	80,998,597.81	2,463,298,531.65	298.09	95,382,581.36	2,462,346,727.16	951,804.49	2,173,060,767.37	289,285,959.79	282.21
		0001	ADMINISTRACION SERVICIOS DE SOLIDARIDAD	221,560,401.00	12,508,000.00	234,068,401.00	231,785,680.90	2,282,720.10	231,601,319.55	99.92	2,467,081.45	231,594,736.55	6,583.0	230,913,963.30	680,773.25	99.71
		0002	PLAN DE ASISTENCIA SOCIAL DE LA PRESIDENCIA	1,143,249,662.00	897,286,851.01	2,040,536,513.01	1,985,490,386.38	55,046,126.63	1,974,631,566.95	99.45	65,904,946.06	1,974,183,646.95	447,920.0	1,694,066,889.54	280,116,757.41	85.81
		0005	DIRECCION GENERAL DE LOS COMEDORES ECONOMICOS	291,076,199.00	-7,000,000.00	284,076,199.00	260,406,447.92	23,669,751.08	257,065,645.15	98.72	27,010,553.85	256,568,343.66	497,301.5	248,079,914.53	8,488,429.13	96.69
11	02	22	PROTECCION SOCIAL	24,000,000.00	0.00	24,000,000.00	23,989,521.68	10,478.32	23,989,521.68	100.00	10,478.32	23,989,521.68	0.00	23,681,677.24	307,844.44	98.72
		0051	PROYECTOS DE DESARROLLO COMUNITARIO (DGDC)	24,000,000.00	0.00	24,000,000.00	23,989,521.68	10,478.32	23,989,521.68	100.00	10,478.32	23,989,521.68	0.0	23,681,677.24	307,844.44	98.72
11	03	00	PROTECCION SOCIAL	372,275,978.00	7,000,000.00	379,275,978.00	365,766,651.92	13,509,326.08	364,915,231.06	498.75	14,360,746.94	364,812,564.16	102,666.90	354,769,428.96	10,043,135.20	482.91
		0001	DIRECCION GENERAL DE COMUNIDAD DIGNA	42,472,128.00	0.00	42,472,128.00	40,295,587.44	2,176,540.56	40,070,345.44	99.44	2,401,782.56	40,070,345.44	0.0	39,307,824.99	762,520.45	98.10
		0003	COMISION PRESIDENCIAL DE DESARROLLO BARRIAL	48,859,437.00	7,000,000.00	55,859,437.00	55,231,312.66	628,124.32	55,163,312.66	99.88	696,124.32	55,163,312.66	0.0	48,938,675.57	6,224,637.11	88.72
		0005	DIRECCION GENERAL DE DESARROLLO FRONTERIZO	74,263,636.00	0.00	74,263,636.00	73,183,539.47	1,080,096.53	73,133,759.47	99.93	1,129,876.53	73,131,607.07	2,152.4	72,752,899.78	378,707.29	99.48

Sistema Integrado de Gestión Financiera

Periodo: 2007

REPORTE DE EJECUCION DEL GASTO POR CAPITULO Y PROGRAMAS

Cap: 0201 Fec.Inicial: 01/01/2007 Fec.Final: 30/04/2008

Capitulo 0201
Dependencia 02
Fuente Financ 10

Prog	Sub Pry	Act	Descripcion 1	Apropiacion Original 2	Modificaciones 3	Apropiación Vigente 4	Prevision de la Apropiacion 5	Disponible 6	Compromiso 7	% Compromiso 8	Apropiación Disponible 9	Devengado 10	Compromiso No Devengado 11	Pagado 12	Devengado No Pagado 13	Por Pagar 14
11	03	00	PROTECCION SOCIAL	372,275,978.00	7,000,000.00	379,275,978.00	365,766,651.92	13,509,326.08	364,915,231.06	498.75	14,360,746.94	364,812,564.16	102,666.90	354,769,428.96	10,043,135.20	482.91
		0002	FONDO DE PROMOCION A LAS INICIATIVAS COMUNITARIAS	68,305,627.00	0.00	68,305,627.00	66,605,692.73	1,699,934.27	66,455,631.71	99.77	1,849,995.29	66,450,381.71	5,250.0	64,642,989.15	1,807,392.56	97.28
		0007	DIRECCION GENERAL DE DESARROLLO DE LA COMUNIDA	138,375,150.00	0.00	138,375,150.00	130,450,519.60	7,924,630.40	130,092,181.76	99.73	8,282,968.24	129,996,917.26	95,264.5	129,127,039.47	869,877.79	99.33
11	03	12	PROTECCION SOCIAL	15,250,084.00	0.00	15,250,084.00	15,250,084.00	0.00	15,250,084.00	100.00	0.00	15,250,084.00	0.00	15,250,084.00	0.00	100.00
		0001	PROGRAMA DE INVERSIÓN SOCIAL CON CAPACITACIÓN	15,250,084.00	0.00	15,250,084.00	15,250,084.00	0.00	15,250,084.00	100.00	0.00	15,250,084.00	0.0	15,250,084.00	0.00	100.00
11	03	17	PROTECCION SOCIAL	20,000,000.00	0.00	20,000,000.00	19,966,042.63	33,957.37	19,966,042.63	100.00	33,957.37	19,966,042.63	0.00	19,203,504.08	762,538.55	96.18
		0051	CONSTRUCCION DE LETRINAS CON LADRILLOS ECOLOGIC	0.00	20,000,000.00	20,000,000.00	19,966,042.63	33,957.37	19,966,042.63	100.00	33,957.37	19,966,042.63	0.0	19,203,504.08	762,538.55	96.18
		0001	CONSTRUCCION DE LETRINAS CON LADRILLOS ECOLOGIC	20,000,000.00	-20,000,000.00	0.00	0.00	0.00	0.00	0.00	0.00	0.00	0.0	0.00	0.00	0.00
11	03	18	PROTECCION SOCIAL	10,000,000.00	0.00	10,000,000.00	9,900,000.00	100,000.00	9,900,000.00	100.00	100,000.00	9,900,000.00	0.00	8,920,000.00	980,000.00	90.10
		0051	Pequeños Proyectos Comunitarios (PPC) (Comisión Barrial)	10,000,000.00	0.00	10,000,000.00	9,900,000.00	100,000.00	9,900,000.00	100.00	100,000.00	9,900,000.00	0.0	8,920,000.00	980,000.00	90.10
11	03	22	PROTECCION SOCIAL	4,730,000.00	2,110,530.00	6,840,530.00	6,028,870.09	811,659.91	5,173,766.20	226.78	1,666,763.80	5,173,766.20	0.00	173,766.20	5,000,000.00	100.00
		0058	TERMINACION+ REHAB. 11 AULAS & OBRAS DE APOYO KM	0.00	4,776,000.00	4,776,000.00	4,556,054.00	219,946.00	4,556,054.00	100.00	219,946.00	4,556,054.00	0.0	0.00	4,556,054.00	0.00
		0054	TERMINACION DE LA AMPLIACION DE ESCUELA EN CUMAY	0.00	0.00	0.00	0.00	0.00	0.00	0.00	0.00	0.00	0.0	0.00	0.00	0.00
		0053	TERMINACION DE ESCUELA DE 3 AULAS EN LOS PARCELEI	3,190,000.00	-3,190,000.00	0.00	0.00	0.00	0.00	0.00	0.00	0.00	0.0	0.00	0.00	0.00
		0055	TERMINACION Y REHABILITACION DE ESCUELA EN CUMAY	0.00	653,305.00	653,305.00	443,946.00	209,359.00	443,946.00	100.00	209,359.00	443,946.00	0.0	0.00	443,946.00	0.00
		0056	TERMINACION DE ESCUELA DE 3 AULAS EN LOS PARCELEI	0.00	841,608.00	841,608.00	648,754.03	192,853.97	173,766.20	26.78	667,841.80	173,766.20	0.0	173,766.20	0.00	100.00
		0057	TERMIN. ESCUELA 3 AULAS,DIRECCION.COCINA,BOCA DE (	0.00	569,617.00	569,617.00	380,116.06	189,500.94	0.00	0.00	569,617.00	0.00	0.0	0.00	0.00	0.00
		0051	TERMINACION DE LA AMPLIACION DE ESCUELA EN CUMAY	540,000.00	-540,000.00	0.00	0.00	0.00	0.00	0.00	0.00	0.00	0.0	0.00	0.00	0.00
		0052	TERMINACION Y REHABILITACION DE ESCUELA EN CUMAY	1,000,000.00	-1,000,000.00	0.00	0.00	0.00	0.00	0.00	0.00	0.00	0.0	0.00	0.00	0.00
11	03	23	PROTECCION SOCIAL	1,790,000.00	-1,790,000.00	0.00	0.00	0.00	0.00	0.00	0.00	0.00	0.00	0.00	0.00	0.00
		0051	TERMINACION DE REEMPLAZO DE PRE-ESCOLAR EN EL RI	1,790,000.00	-1,790,000.00	0.00	0.00	0.00	0.00	0.00	0.00	0.00	0.0	0.00	0.00	0.00
		0052	TERMINACION DE REEMPLAZO DE PRE-ESCOLAR EN EL RI	0.00	0.00	0.00	0.00	0.00	0.00	0.00	0.00	0.00	0.0	0.00	0.00	0.00
11	03	24	PROTECCION SOCIAL	940,000.00	0.00	940,000.00	0.00	940,000.00	0.00	0.00	940,000.00	0.00	0.00	0.00	0.00	0.00
		0051	TERMINACION CLINICA RURAL EN BONAGUA, EL LLANO, LA	940,000.00	0.00	940,000.00	0.00	940,000.00	0.00	0.00	940,000.00	0.00	0.0	0.00	0.00	0.00
11	03	25	PROTECCION SOCIAL	1,790,000.00	-320,530.00	1,469,470.00	899,715.33	569,754.67	0.00	0.00	1,469,470.00	0.00	0.00	0.00	0.00	0.00
		0051	TERMINACION DE CLUB DE MADRES DE VICENTE NOBLE, E	1,790,000.00	-320,530.00	1,469,470.00	899,715.33	569,754.67	0.00	0.00	1,469,470.00	0.00	0.0	0.00	0.00	0.00
11	03	26	PROTECCION SOCIAL	750,000.00	0.00	750,000.00	595,115.42	154,884.58	0.00	0.00	750,000.00	0.00	0.00	0.00	0.00	0.00
		0051	TERM. REH. Y AMP. SISTEMA DE ABASTECIMIENTO DE AGU	750,000.00	-750,000.00	0.00	0.00	0.00	0.00	0.00	0.00	0.00	0.0	0.00	0.00	0.00
		0052	TERM. REH. Y AMP. SISTEMA DE ABASTECIMIENTO DE AGU	0.00	750,000.00	750,000.00	595,115.42	154,884.58	0.00	0.00	750,000.00	0.00	0.0	0.00	0.00	0.00
11	03	27	PROTECCION SOCIAL	500,000.00	0.00	500,000.00	500,000.00	0.00	500,000.00	100.00	0.00	500,000.00	0.00	500,000.00	0.00	100.00
		0001	PROGRAMA DE APOYO AL PLAN DE SEGURIDAD DEMOCRA	500,000.00	0.00	500,000.00	500,000.00	0.00	500,000.00	100.00	0.00	500,000.00	0.0	500,000.00	0.00	100.00
11	03	28	PROTECCION SOCIAL	500,000.00	0.00	500,000.00	500,000.00	0.00	500,000.00	100.00	0.00	500,000.00	0.00	500,000.00	0.00	100.00
		0001	INTER. PARA EL DESARROLLO DE LAS COMUNIDADES BAT	500,000.00	0.00	500,000.00	500,000.00	0.00	500,000.00	100.00	0.00	500,000.00	0.0	500,000.00	0.00	100.00
11	03	30	PROTECCION SOCIAL	2,500,000.00	0.00	2,500,000.00	2,363,561.60	136,438.40	2,352,561.60	199.31	147,438.40	2,352,561.60	0.00	2,352,561.60	0.00	200.00
		0001	PROGRAMA DE APOYO A LA GENERACION DE EMPLEO	2,500,000.00	-1,700,695.00	799,305.00	767,305.00	32,000.00	767,305.00	100.00	32,000.00	767,305.00	0.0	767,305.00	0.00	100.00
		0002	PROGRAMA DE APOYO A LA GENERACION DE EMPLEO	0.00	1,700,695.00	1,700,695.00	1,596,256.60	104,438.40	1,585,256.60	99.31	115,438.40	1,585,256.60	0.0	1,585,256.60	0.00	100.00
11	03	31	PROTECCION SOCIAL	2,000,000.00	0.00	2,000,000.00	1,100,000.00	900,000.00	1,100,000.00	100.00	900,000.00	1,100,000.00	0.00	1,100,000.00	0.00	100.00
		0001	PROGRAMA DE FORTALECIMIENTO INSTITUCIONAL Y APO	2,000,000.00	-2,000,000.00	0.00	0.00	0.00	0.00	0.00	0.00	0.00	0.0	0.00	0.00	0.00
		0002	PROGRAMA DE FORTALECIMIENTO INSTITUCIONAL Y APO	0.00	2,000,000.00	2,000,000.00	1,100,000.00	900,000.00	1,100,000.00	100.00	900,000.00	1,100,000.00	0.0	1,100,000.00	0.00	100.00
11	04	00	PROTECCION SOCIAL	59,866,188.00	0.00	59,866,188.00	59,374,050.49	492,137.51	59,255,960.48	299.70	610,227.52	59,224,054.08	31,906.40	57,615,893.12	1,608,160.96	294.81
		0003	OFICINA EJECUTORA DEL CONSEJO NACIONAL DE LA PER	31,014,817.00	8,007,408.00	39,022,225.00	38,773,476.48	248,748.52	38,655,386.47	99.70	366,838.53	38,623,480.07	31,906.4	37,465,841.03	1,157,639.04	97.00
		0002	CONSEJO NACIONAL DE LAS PERSONAS ENVEJECIENTES	8,085,408.00	-8,007,408.00	78,000.00	48,000.00	30,000.00	48,000.00	100.00	30,000.00	48,000.00	0.0	48,000.00	0.00	100.00
		0001	CONSEJO NACIONAL DE DISCAPACITADOS (CONADIS)	20,765,963.00	0.00	20,765,963.00	20,552,574.01	213,388.99	20,552,574.01	100.00	213,388.99	20,552,574.01	0.0	20,102,052.09	450,521.92	97.81
98	00	00	ADMINISTRACION DE CONTRIBUCIONES ESPECIALES	2,056,736,000.00	-79,500,000.00	1,977,236,000.00	1,962,724,808.02	14,511,191.98	1,962,724,808.02	100.00	14,511,191.98	1,961,501,308.02	1,223,500.00	1,928,376,808.02	33,124,500.00	98.31
		0000	ADMINISTRACION DE CONTRIBUCIONES ESPECIALES	2,056,736,000.00	-79,500,000.00	1,977,236,000.00	1,962,724,808.02	14,511,191.98	1,962,724,808.02	100.00	14,511,191.98	1,961,501,308.02	1,223,500.0	1,928,376,808.02	33,124,500.00	98.31
	Total Fuente:		10	4,608,179,588.00	809,792,182.01	5,417,971,770.01	5,295,797,290.15	122,174,479.86	5,275,365,466.41	2,721.14	142,606,303.60	5,273,055,588.62	2,309,877.79	4,924,057,178.24	348,998,410.38	2,538.91

Fuente Financ 60

Prog	Sub Pry	Act	Descripcion 1	Apropiacion Original 2	Modificaciones 3	Apropiación Vigente 4	Prevision de la Apropiacion 5	Disponible 6	Compromiso 7	% Compromiso 8	Apropiación Disponible 9	Devengado 10	Compromiso No Devengado 11	Pagado 12	Devengado No Pagado 13	Por Pagar 14
11	01	00	PROTECCION SOCIAL	0.00	2,033,649.60	2,033,649.60	69,713.55	1,963,936.05	69,713.55	100.00	1,963,936.05	69,713.55	0.00	69,713.55	0.00	100.00
		0002	SISTEMA UNICO DE BENEFICIARIO (SIUBEN)	0.00	2,033,649.60	2,033,649.60	69,713.55	1,963,936.05	69,713.55	100.00	1,963,936.05	69,713.55	0.0	69,713.55	0.00	100.00
11	03	11	PROTECCION SOCIAL	2,000,000.00	311,957,691.00	313,957,691.00	0.00	313,957,691.00	0.00	0.00	313,957,691.00	0.00	0.00	0.00	0.00	0.00
		0002	COMBATE A LA POBREZA Y DESARROLLO LOCAL - II (PROC	2,000,000.00	311,957,691.00	313,957,691.00	0.00	313,957,691.00	0.00	0.00	313,957,691.00	0.00	0.0	0.00	0.00	0.00
	Total Fuente:		60	2,000,000.00	313,991,340.60	315,991,340.60	69,713.55	315,921,627.05	69,713.55	100.00	315,921,627.05	69,713.55	0.00	69,713.55	0.00	100.00

Sistema Integrado de Gestión Financiera

Periodo: 2007

REPORTE DE EJECUCION DEL GASTO POR CAPITULO Y PROGRAMAS

Cap: 0201 Fec.Inicial: 01/01/2007 Fec.Final: 30/04/2008

Capitulo 0201
Dependencia 02
Fuente Financ 70

Prog	Sub	Pry	Act	Descripcion 1	Apropiación Original 2	Modificaciones 3	Apropiación Vigente 4	Previsión de la Apropiación 5	Disponible 6	Compromiso 7	% Compromiso 8	Apropiación Disponible 9	Devengado 10	Compromiso No Devengado 11	Pagado 12	Devengado No Pagado 13	Por Pagar 14
11	03	12		PROTECCION SOCIAL	15,600,000.00	1,554,006.86	17,154,006.86	8,687,040.18	8,466,966.68	8,687,040.18	100.00	8,466,966.68	8,687,040.18	0.00	8,687,040.18	0.00	100.00
			0001	PROGRAMA DE INVERSIÓN SOCIAL CON CAPACITACIÓN	15,600,000.00	1,554,006.86	17,154,006.86	8,687,040.18	8,466,966.68	8,687,040.18	100.00	8,466,966.68	8,687,040.18	0.0	8,687,040.18	0.00	100.00
11	03	22		PROTECCION SOCIAL	0.00	42,502.11	42,502.11	42,502.11	0.00	42,502.11	100.00	0.00	42,502.11	0.00	42,502.11	0.00	100.00
			0001	DESARROLLO DE LA PARTE ALTA DE DAJABON Y ELIAS PII	0.00	42,502.11	42,502.11	42,502.11	0.00	42,502.11	100.00	0.00	42,502.11	0.0	42,502.11	0.00	100.00
	Total Fuente:		70		15,600,000.00	1,596,508.97	17,196,508.97	8,729,542.29	8,466,966.68	8,729,542.29	200.00	8,466,966.68	8,729,542.29	0.00	8,729,542.29	0.00	200.00
	Total Dependencia:		02		4,625,779,588.00	1,125,380,031.58	5,751,159,619.58	5,304,596,545.99	446,563,073.59	5,284,164,722.25	3,021.14	466,994,897.33	5,281,854,844.46	2,309,877.79	4,932,856,434.08	348,998,410.1	2,838.91

Dependencia 03
Fuente Financ 10

Prog	Sub	Pry	Act	Descripcion 1	Apropiación Original 2	Modificaciones 3	Apropiación Vigente 4	Previsión de la Apropiación 5	Disponible 6	Compromiso 7	% Compromiso 8	Apropiación Disponible 9	Devengado 10	Compromiso No Devengado 11	Pagado 12	Devengado No Pagado 13	Por Pagar 14
11	00	00		SERVICIOS DE DIRECCION Y COORDINACION	805,193,616.00	239,687,962.75	1,044,881,578.75	976,646,685.46	68,234,893.29	964,206,110.75	892.80	80,675,468.00	950,215,234.19	13,990,876.56	819,043,139.54	131,172,094.65	806.95
			0006	SERVICIOS DE FINANCIAMIENTO DE PREINVERSION	19,980,026.00	-10,709,041.29	9,270,984.71	9,270,984.71	0.00	9,270,984.14	100.00	0.57	9,270,984.14	0.0	9,270,984.14	0.00	100.00
			0007	SERVICIOS DE CAPACITACION DE PERSONAL	29,556,384.00	0.00	29,556,384.00	28,041,834.05	1,514,549.91	27,896,430.65	99.48	1,659,953.31	27,896,430.65	0.0	27,829,930.65	66,500.00	99.76
			0004	SERVICIOS ESTADISTICOS	73,435,901.00	-357,977.00	73,077,924.00	69,326,153.06	3,751,770.94	69,232,047.85	99.86	3,845,876.11	69,150,697.31	81,350.6	68,832,594.95	318,102.36	99.54
			0009	OFICINA DEL ORDENADOR DE FONDOS EUROPEOS (ONFEI	76,999,176.00	-25,649,800.00	51,349,376.00	48,884,833.62	2,464,542.38	48,610,939.60	99.44	2,738,436.40	48,610,939.60	0.0	46,392,143.97	2,218,795.63	95.44
			0001	SERVICIOS DE DIRECCION Y COORDINACION	354,543,272.00	142,025,787.33	496,569,059.33	484,893,695.28	11,675,364.05	477,764,424.23	98.53	18,804,635.10	477,492,691.04	271,733.2	471,098,867.50	6,393,823.54	98.66
			0008	UNIDAD DE ANALISIS ECONÓMICO Y SOCIAL (UAES)	33,622,920.00	-8,493,604.29	25,129,315.71	25,129,315.11	0.60	25,129,315.11	100.00	0.60	25,129,315.11	0.0	25,129,315.11	0.00	100.00
			0002	PLANIFICACION ECONOMICA Y SOCIAL	79,571,550.00	27,872,598.00	107,444,148.00	67,503,803.28	39,940,344.72	65,897,412.78	97.62	41,546,735.22	65,897,412.78	0.0	65,897,412.78	0.00	100.00
			0005	ADMINISTRACION Y PERSONAL	72,484,387.00	15,000,000.00	87,484,387.00	84,644,383.75	2,840,003.25	84,416,873.75	99.73	3,067,513.25	84,243,918.15	172,955.6	82,743,693.03	1,500,225.12	98.22
			0010	COMISION PRESIDENCIAL DE DESARROLLO PROVINCIAL	65,000,000.00	100,000,000.00	165,000,000.00	158,951,682.56	6,048,317.44	155,987,682.56	98.14	9,012,317.44	142,522,845.37	13,464,837.2	21,848,197.37	120,674,648.00	15.33
11	00	15		SERVICIOS DE DIRECCION Y COORDINACION	42,000,000.00	0.00	42,000,000.00	42,000,000.00	0.00	42,000,000.00	100.00	0.00	42,000,000.00	0.00	42,000,000.00	0.00	100.00
			0001	PROGRAMA DE APOYO A LA REFORMA Y MODERNIZACION	42,000,000.00	0.00	42,000,000.00	42,000,000.00	0.00	42,000,000.00	100.00	0.00	42,000,000.00	0.0	42,000,000.00	0.00	100.00
11	00	17		SERVICIOS DE DIRECCION Y COORDINACION	0.00	11,949,800.00	11,949,800.00	11,949,800.00	0.00	11,949,800.00	100.00	0.00	11,949,800.00	0.00	7,230,000.00	4,719,800.00	60.50
			0001	PROGRAMA DE APOYO AL DESARROLLO DE LA EDUCACIO	0.00	11,949,800.00	11,949,800.00	11,949,800.00	0.00	11,949,800.00	100.00	0.00	11,949,800.00	0.0	7,230,000.00	4,719,800.00	60.50
11	00	19		SERVICIOS DE DIRECCION Y COORDINACION	9,991,402.00	0.00	9,991,402.00	9,991,401.54	0.46	9,991,401.54	100.00	0.46	9,991,401.54	0.00	9,991,401.54	0.00	100.00
			0001	PROGRAMA DE APOYO A LAS PEQUEÑAS EMPRESAS PRIV	9,991,402.00	0.00	9,991,402.00	9,991,401.54	0.46	9,991,401.54	100.00	0.46	9,991,401.54	0.0	9,991,401.54	0.00	100.00
11	00	21		SERVICIOS DE DIRECCION Y COORDINACION	54,330,468.00	0.00	54,330,468.00	54,330,468.00	0.00	54,330,468.00	200.00	0.00	54,330,468.00	0.00	54,330,468.00	0.00	200.00
			0001	PROGRAMA DE APOYO A LA OFICINA ORDENADOR NAC. F(	2,880,468.00	0.00	2,880,468.00	2,880,468.00	0.00	2,880,468.00	100.00	0.00	2,880,468.00	0.0	2,880,468.00	0.00	100.00
			0002	PROGRAMAS OF. ORDENADOR NACIONAL DE FONDOS EUI	51,450,000.00	0.00	51,450,000.00	51,450,000.00	0.00	51,450,000.00	100.00	0.00	51,450,000.00	0.0	51,450,000.00	0.00	100.00
11	00	22		SERVICIOS DE DIRECCION Y COORDINACION	7,756,303.00	0.00	7,756,303.00	7,756,303.00	0.00	7,756,303.00	100.00	0.00	7,756,303.00	0.00	7,756,303.00	0.00	100.00
			0001	PROGRAMA DE INICICATIVAS LOCALES DE LA SOCIEDAD C	7,756,303.00	-7,756,303.00	0.00	0.00	0.00	0.00	0.00	0.00	0.00	0.0	0.00	0.00	0.00
			0002	PROGRAMA DE INICICATIVAS LOCALES DE LA SOCIEDAD C	0.00	7,756,303.00	7,756,303.00	7,756,303.00	0.00	7,756,303.00	100.00	0.00	7,756,303.00	0.0	7,756,303.00	0.00	100.00
11	00	24		SERVICIOS DE DIRECCION Y COORDINACION	54,599,000.00	0.00	54,599,000.00	38,941,000.00	15,658,000.00	38,941,000.00	100.00	15,658,000.00	38,941,000.00	0.00	38,941,000.00	0.00	100.00
			0001	REFORMA Y MODERNIZACION SECTOR AGUA POTABLE Y S	54,599,000.00	0.00	54,599,000.00	38,941,000.00	15,658,000.00	38,941,000.00	100.00	15,658,000.00	38,941,000.00	0.0	38,941,000.00	0.00	100.00
11	00	25		SERVICIOS DE DIRECCION Y COORDINACION	53,658,500.00	0.00	53,658,500.00	50,658,500.00	3,000,000.00	50,658,500.00	100.00	3,000,000.00	50,658,500.00	0.00	50,658,500.00	0.00	100.00
			0001	PROGRAMA DE APOYO A LA REFORMA Y MODERNIZACION	53,658,500.00	0.00	53,658,500.00	50,658,500.00	3,000,000.00	50,658,500.00	100.00	3,000,000.00	50,658,500.00	0.0	50,658,500.00	0.00	100.00
11	00	29		SERVICIOS DE DIRECCION Y COORDINACION	51,000,000.00	0.00	51,000,000.00	51,000,000.00	0.00	51,000,000.00	100.00	0.00	51,000,000.00	0.00	51,000,000.00	0.00	100.00
			0001	PROGRAMA PARA EL DESARROLLO DE VENTAJAS COMPE'	51,000,000.00	0.00	51,000,000.00	51,000,000.00	0.00	51,000,000.00	100.00	0.00	51,000,000.00	0.0	51,000,000.00	0.00	100.00
11	00	33		SERVICIOS DE DIRECCION Y COORDINACION	833,333.00	0.00	833,333.00	294,295.32	539,037.68	294,295.32	100.00	539,037.68	294,295.32	0.00	294,295.32	0.00	100.00
			0001	CENTRO DE DOCUMENTACION DEL INAP	833,333.00	0.00	833,333.00	294,295.32	539,037.68	294,295.32	100.00	539,037.68	294,295.32	0.0	294,295.32	0.00	100.00
11	00	37		SERVICIOS DE DIRECCION Y COORDINACION	2,662,500,000.00	0.00	2,662,500,000.00	2,662,500,000.00	0.00	2,662,500,000.00	100.00	0.00	2,643,180,000.00	19,320,000.00	2,643,180,000.00	0.00	100.00
			0001	PROGRAMA DE MEJORA DE LA DISTRIBUCION ELECTRICA	2,662,500,000.00	0.00	2,662,500,000.00	2,662,500,000.00	0.00	2,662,500,000.00	100.00	0.00	2,643,180,000.00	19,320,000.0	2,643,180,000.00	0.00	100.00
11	00	38		SERVICIOS DE DIRECCION Y COORDINACION	68,000,000.00	-37,675,000.00	30,325,000.00	14,602,524.48	15,722,475.52	14,602,524.48	100.00	15,722,475.52	14,602,524.48	0.00	13,538,290.28	1,064,234.20	92.71
			0051	REMODELACION PLANTA FISICA ONAPLAN	68,000,000.00	-37,675,000.00	30,325,000.00	14,602,524.48	15,722,475.52	14,602,524.48	100.00	15,722,475.52	14,602,524.48	0.0	13,538,290.28	1,064,234.20	92.71
11	00	39		SERVICIOS DE DIRECCION Y COORDINACION	0.00	9,802,402.00	9,802,402.00	2,651,334.60	7,151,067.40	2,050,309.60	77.33	7,752,092.40	2,050,309.60	0.00	2,050,309.60	0.00	100.00
			0001	PROGRAMA DE FORTACIMIENTO INSTITUCIONAL DE LA RE	0.00	9,802,402.00	9,802,402.00	2,651,334.60	7,151,067.40	2,050,309.60	77.33	7,752,092.40	2,050,309.60	0.0	2,050,309.60	0.00	100.00
11	00	41		SERVICIOS DE DIRECCION Y COORDINACION	8,520,000.00	0.00	8,520,000.00	8,520,000.00	0.00	8,520,000.00	100.00	0.00	8,520,000.00	0.00	8,520,000.00	0.00	100.00
			0001	PROYECTO PARA PEQUEÑOS PRODUCTORES DE LA REGI(	8,520,000.00	0.00	8,520,000.00	8,520,000.00	0.00	8,520,000.00	100.00	0.00	8,520,000.00	0.0	8,520,000.00	0.00	100.00
11	00	43		SERVICIOS DE DIRECCION Y COORDINACION	200,000,000.00	-192,999,999.25	7,000,000.75	0.00	7,000,000.75	0.00	0.00	7,000,000.75	0.00	0.00	0.00	0.00	0.00
			0003	APOYO A LAS ACTIVIDADES DEL ENLACE IGLESIAS CRISTI/	0.00	6,000,000.00	6,000,000.00	0.00	6,000,000.00	0.00	0.00	6,000,000.00	0.00	0.0	0.00	0.00	0.00
			0001	MARGEN DE CONTINGENCIA PARA CONTRAPARTIDA	200,000,000.00	-198,999,999.25	1,000,000.75	0.00	1,000,000.75	0.00	0.00	1,000,000.75	0.00	0.0	0.00	0.00	0.00
11	00	50		SERVICIOS DE DIRECCION Y COORDINACION	20,000,000.00	-2,794,104.09	17,205,895.91	16,589,994.38	615,901.53	16,589,994.38	100.00	615,901.53	16,589,994.38	0.00	16,589,994.38	0.00	100.00
			0001	ACTUALIZACION Y DIGITACION CARTOGRAFICA NACIONAL	20,000,000.00	-2,794,104.09	17,205,895.91	16,589,994.38	615,901.53	16,589,994.38	100.00	615,901.53	16,589,994.38	0.0	16,589,994.38	0.00	100.00
11		51		SERVICIOS DE DIRECCION Y COORDINACION	2,000,000.00	3,557,952.00	5,557,952.00	5,480,708.66	77,243.34	5,480,708.66	100.00	77,243.34	5,480,708.66	0.00	5,480,708.66	0.00	100.00

Sistema Integrado de Gestión Financiera

Periodo: 2007

REPORTE DE EJECUCION DEL GASTO POR CAPITULO Y PROGRAMAS

Cap: 0201 Fec.Inicial: 01/01/2007 Fec.Final: 30/04/2008

Capitulo 0201
Dependencia 03
Fuente Financ 10

Prog	Sub Pry	Act	Descripcion 1	Apropiacion Original 2	Modificaciones 3	Apropiación Vigente 4	Previsión de la Apropiación 5	Disponible 6	Compromiso 7	% Compromiso 8	Apropiación Disponible 9	Devengado 10	Compromiso No Devengado 11	Pagado 12	Devengado No Pagado 13	Por Pagar 14
11	00	51	SERVICIOS DE DIRECCION Y COORDINACION	2,000,000.00	3,557,952.00	5,557,952.00	5,480,708.66	77,243.34	5,480,708.66	100.00	77,243.34	5,480,708.66	0.00	5,480,708.66	0.00	100.00
		0001	FORT. SIST. PROD. Y DIFUSION ESTADISTICAS VITALES (NA	2,000,000.00	3,557,952.00	5,557,952.00	5,480,708.66	77,243.34	5,480,708.66	100.00	77,243.34	5,480,708.66	0.0	5,480,708.66	0.00	100.00
11	00	54	SERVICIOS DE DIRECCION Y COORDINACION	2,000,000.00	-492,603.65	1,507,396.35	1,467,166.37	40,229.98	1,467,166.37	100.00	40,229.98	1,467,166.37	0.00	1,467,166.37	0.00	100.00
		0001	PROGRAMA INTEGRADO DE FORMACION Y TECNIFICACION	2,000,000.00	-492,603.65	1,507,396.35	1,467,166.37	40,229.98	1,467,166.37	100.00	40,229.98	1,467,166.37	0.0	1,467,166.37	0.00	100.00
11	00	55	SERVICIOS DE DIRECCION Y COORDINACION	2,000,000.00	333,804.08	2,333,804.08	2,310,542.71	23,261.37	2,310,542.71	100.00	23,261.37	2,310,542.71	0.00	2,310,542.71	0.00	100.00
		0001	DESARROLLO DE LA CAP. PARA NORMAR Y SUPERV. INF. E	2,000,000.00	333,804.08	2,333,804.08	2,310,542.71	23,261.37	2,310,542.71	100.00	23,261.37	2,310,542.71	0.0	2,310,542.71	0.00	100.00
11	00	56	SERVICIOS DE DIRECCION Y COORDINACION	2,000,000.00	-588,108.00	1,411,892.00	1,352,703.03	59,188.97	1,352,703.03	100.00	59,188.97	1,352,703.03	0.00	1,337,703.03	15,000.00	98.89
		0001	DISEÑO E IMPLEMENTACION DE UN SISTEMA DE GESTION	2,000,000.00	-588,108.00	1,411,892.00	1,352,703.03	59,188.97	1,352,703.03	100.00	59,188.97	1,352,703.03	0.0	1,337,703.03	15,000.00	98.89
11	00	59	SERVICIOS DE DIRECCION Y COORDINACION	5,000,000.00	-5,000,000.00	0.00	0.00	0.00	0.00	0.00	0.00	0.00	0.00	0.00	0.00	0.00
		0001	CENSO AGROPECUARIO	5,000,000.00	-5,000,000.00	0.00	0.00	0.00	0.00	0.00	0.00	0.00	0.0	0.00	0.00	0.00
11	00	60	SERVICIOS DE DIRECCION Y COORDINACION	4,000,000.00	-4,000,000.00	0.00	0.00	0.00	0.00	0.00	0.00	0.00	0.00	0.00	0.00	0.00
		0001	CENSO ECONOMICO	4,000,000.00	-4,000,000.00	0.00	0.00	0.00	0.00	0.00	0.00	0.00	0.0	0.00	0.00	0.00
11	00	61	SERVICIOS DE DIRECCION Y COORDINACION	8,000,000.00	1,522,557.58	9,522,557.58	5,436,126.68	4,086,430.90	5,436,126.68	100.00	4,086,430.90	5,436,126.68	0.00	3,188,760.00	2,247,366.68	58.66
		0001	ENCUESTA DE HOGARES DE PROPOSITOS MULTIPLES	8,000,000.00	1,522,557.58	9,522,557.58	5,436,126.68	4,086,430.90	5,436,126.68	100.00	4,086,430.90	5,436,126.68	0.0	3,188,760.00	2,247,366.68	58.66
11	00	62	SERVICIOS DE DIRECCION Y COORDINACION	5,000,000.00	25,447,772.68	30,447,772.68	29,535,186.04	912,586.64	29,534,686.04	100.00	913,086.64	29,534,686.04	0.00	27,571,950.44	1,962,735.60	93.35
		0001	ENCUESTA DE INGRESOS Y GASTOS FAMILIARES	5,000,000.00	25,447,772.68	30,447,772.68	29,535,186.04	912,586.64	29,534,686.04	100.00	913,086.64	29,534,686.04	0.0	27,571,950.44	1,962,735.60	93.35
11	00	66	SERVICIOS DE DIRECCION Y COORDINACION	5,000,000.00	-1,697,898.35	3,302,101.65	3,192,296.83	109,804.82	3,192,296.83	100.00	109,804.82	3,192,296.83	0.00	3,192,296.83	0.00	100.00
		0001	CONTEO INTERCENSAL DE POBLACION	5,000,000.00	-1,697,898.35	3,302,101.65	3,192,296.83	109,804.82	3,192,296.83	100.00	109,804.82	3,192,296.83	0.0	3,192,296.83	0.00	100.00
11	00	67	SERVICIOS DE DIRECCION Y COORDINACION	2,000,000.00	-720,000.00	1,280,000.00	1,277,916.65	2,083.35	1,277,916.65	100.00	2,083.35	1,277,916.65	0.00	1,207,916.65	70,000.00	94.52
		0001	PROGRAMA DE INVESTIGACION CENSALES DE ENC. Y REG	2,000,000.00	-720,000.00	1,280,000.00	1,277,916.65	2,083.35	1,277,916.65	100.00	2,083.35	1,277,916.65	0.0	1,207,916.65	70,000.00	94.52
11	00	68	SERVICIOS DE DIRECCION Y COORDINACION	2,000,000.00	-2,000,000.00	0.00	0.00	0.00	0.00	0.00	0.00	0.00	0.00	0.00	0.00	0.00
		0001	SISTEMA INTEGRADO DE INDICADORES PARA EL DESARR(	2,000,000.00	-2,000,000.00	0.00	0.00	0.00	0.00	0.00	0.00	0.00	0.0	0.00	0.00	0.00
11	00	69	SERVICIOS DE DIRECCION Y COORDINACION	3,000,000.00	-1,795,000.00	1,205,000.00	1,130,583.26	74,416.74	1,130,583.26	100.00	74,416.74	1,130,583.26	0.00	1,130,583.26	0.00	100.00
		0001	OBSERVATORIO DE LA SOCIEDAD DE LA INFORMACION/TI	3,000,000.00	-1,795,000.00	1,205,000.00	1,130,583.26	74,416.74	1,130,583.26	100.00	74,416.74	1,130,583.26	0.0	1,130,583.26	0.00	100.00
11	00	70	SERVICIOS DE DIRECCION Y COORDINACION	9,166,667.00	0.00	9,166,667.00	5,153,488.25	4,013,178.75	1,890,098.82	36.68	7,276,568.18	1,890,098.82	0.00	515,348.82	1,374,750.00	27.27
		0051	CONST. DE UN EDIFICIO DE AULAS PARA LA CAP. DE SERV	9,166,667.00	0.00	9,166,667.00	5,153,488.25	4,013,178.75	1,890,098.82	36.68	7,276,568.18	1,890,098.82	0.0	515,348.82	1,374,750.00	27.27
11	00	71	SERVICIOS DE DIRECCION Y COORDINACION	5,000,000.00	0.00	5,000,000.00	1,122,174.84	3,877,825.16	1,122,174.84	100.00	3,877,825.16	1,122,174.84	0.00	1,122,174.84	0.00	100.00
		0052	INSTALACION DE OFICINAS PROVINCIALES DEL INAP	5,000,000.00	0.00	5,000,000.00	1,122,174.84	3,877,825.16	1,122,174.84	100.00	3,877,825.16	1,122,174.84	0.0	1,122,174.84	0.00	100.00
11	00	72	SERVICIOS DE DIRECCION Y COORDINACION	2,000,000.00	-2,000,000.00	0.00	0.00	0.00	0.00	0.00	0.00	0.00	0.00	0.00	0.00	0.00
		0001	CONSOLIDACIÓN DEL SISTEMA DE ESTADÍSTICAS AGROPE	2,000,000.00	-2,000,000.00	0.00	0.00	0.00	0.00	0.00	0.00	0.00	0.0	0.00	0.00	0.00
11	00	73	SERVICIOS DE DIRECCION Y COORDINACION	2,000,000.00	-2,000,000.00	0.00	0.00	0.00	0.00	0.00	0.00	0.00	0.00	0.00	0.00	0.00
		0001	DIRECTORIO DE ESTABLECIMIENTOS ECONÓMICOS.	2,000,000.00	-2,000,000.00	0.00	0.00	0.00	0.00	0.00	0.00	0.00	0.0	0.00	0.00	0.00
11	00	74	SERVICIOS DE DIRECCION Y COORDINACION	2,000,000.00	163,507.00	2,163,507.00	2,150,151.38	13,355.62	2,150,151.38	100.00	13,355.62	2,150,151.38	0.00	2,150,151.38	0.00	100.00
		0001	ESCUELA NACIONAL DE ESTADISTICAS	2,000,000.00	163,507.00	2,163,507.00	2,150,151.38	13,355.62	2,150,151.38	100.00	13,355.62	2,150,151.38	0.0	2,150,151.38	0.00	100.00
11	00	75	SERVICIOS DE DIRECCION Y COORDINACION	7,000,000.00	-2,379,192.35	4,620,807.65	4,538,773.42	82,034.23	4,538,773.42	200.00	82,034.23	4,531,173.42	7,600.00	4,516,173.42	15,000.00	199.47
		0001	FORTALECIMIENTO DE LA GESTIÓN TECNOLÓGICA EN DES	1,000,000.00	1,888,530.31	2,888,530.31	2,832,377.17	56,153.14	2,832,377.17	100.00	56,153.14	2,824,777.17	7,600.0	2,809,777.17	15,000.00	99.47
		0005	FORTALECIMIENTO Y MEJORA DEL DEPARTAMETO ADMINI	1,000,000.00	-1,000,000.00	0.00	0.00	0.00	0.00	0.00	0.00	0.00	0.0	0.00	0.00	0.00
		0003	FORTALECIMIENTO DEL ÁREA DE SOPORTE TÉCNICO DE L	1,000,000.00	-1,000,000.00	0.00	0.00	0.00	0.00	0.00	0.00	0.00	0.0	0.00	0.00	0.00
		0002	FORTALECIMIENTO DE LA PLATAFORMA TECNOLÓGICA DE	1,000,000.00	-1,000,000.00	0.00	0.00	0.00	0.00	0.00	0.00	0.00	0.0	0.00	0.00	0.00
		0006	PROGRAMA DE FORTALECIMIENTO DE GESTIÓN POR PRO'	2,000,000.00	-267,722.66	1,732,277.34	1,706,396.25	25,881.09	1,706,396.25	100.00	25,881.09	1,706,396.25	0.0	1,706,396.25	0.00	100.00
		0004	FORTALECIMIENTO DEL AREA FINANCIERA	1,000,000.00	-1,000,000.00	0.00	0.00	0.00	0.00	0.00	0.00	0.00	0.0	0.00	0.00	0.00
11	00	76	SERVICIOS DE DIRECCION Y COORDINACION	24,173,370.00	0.00	24,173,370.00	24,173,370.00	0.00	24,173,370.00	100.00	0.00	24,173,370.00	0.00	24,173,370.00	0.00	100.00
		0001	DESARROLLO VISION PAIS Y DIAGNOSTICO SITUACION SO	24,173,370.00	0.00	24,173,370.00	24,173,370.00	0.00	24,173,370.00	100.00	0.00	24,173,370.00	0.0	24,173,370.00	0.00	100.00
11	00	77	SERVICIOS DE DIRECCION Y COORDINACION	0.00	0.00	0.00	0.00	0.00	0.00	0.00	0.00	0.00	0.00	0.00	0.00	0.00
		0001	APOYO CELEBRACION XII CONGRESO DE LA CLAD	0.00	0.00	0.00	0.00	0.00	0.00	0.00	0.00	0.00	0.0	0.00	0.00	0.00
11	00	78	SERVICIOS DE DIRECCION Y COORDINACION	0.00	1,050,297.50	1,050,297.50	955,225.93	95,071.57	955,225.93	100.00	95,071.57	955,225.93	0.00	955,225.93	0.00	100.00
		0001	ANALISIS DOC. Y AUTOMATIZACION DEL CENTRO DE DOCU	0.00	1,050,297.50	1,050,297.50	955,225.93	95,071.57	955,225.93	100.00	95,071.57	955,225.93	0.0	955,225.93	0.00	100.00
11	00	79	SERVICIOS DE DIRECCION Y COORDINACION	0.00	48,992.60	48,992.60	48,992.60	0.00	48,992.60	100.00	0.00	48,992.60	0.00	48,992.60	0.00	100.00
		0001	FORTALECIMIENTO DE LAS OFICINAS TERRITORIALES DE E	0.00	48,992.60	48,992.60	48,992.60	0.00	48,992.60	100.00	0.00	48,992.60	0.0	48,992.60	0.00	100.00
98	00	00	ADMINISTRACION DE CONTRIBUCIONES ESPECIALES	137,231,373.00	0.00	137,231,373.00	136,396,982.86	834,390.14	136,396,982.86	100.00	834,390.14	136,396,982.86	0.00	136,058,057.49	338,925.37	99.75
		0000	ADMINISTRACION DE CONTRIBUCIONES ESPECIALES	137,231,373.00	0.00	137,231,373.00	136,396,982.86	834,390.14	136,396,982.86	100.00	834,390.14	136,396,982.86	0.0	136,058,057.49	338,925.37	99.75
99	00	00	ADM. DE ACTIVOS, PASIVOS Y TRANSFERENCIAS	99,483,402.00	2,307,880.00	101,791,282.00	101,329,608.68	461,673.32	101,329,608.68	100.00	461,673.32	101,329,608.68	0.00	99,331,146.68	1,998,462.00	98.03
		0000	N/A	99,483,402.00	2,307,880.00	101,791,282.00	101,329,608.68	461,673.32	101,329,608.68	100.00	461,673.32	101,329,608.68	0.0	99,331,146.68	1,998,462.00	98.03
	Total Fuente:		10	4,368,437,434.00	39,731,022.50	4,408,168,456.50	4,275,484,304.97	132,684,151.53	4,259,178,815.83	4,206.81	148,989,640.67	4,225,860,339.27	33,318,476.56	4,080,881,970.77	144,978,368.50	4,030.10

Fuente Financ 60

Sistema Integrado de Gestión Financiera

Periodo: 2007

REPORTE DE EJECUCION DEL GASTO POR CAPITULO Y PROGRAMAS

Cap: 0201 Fec.Inicial: 01/01/2007 Fec.Final: 30/04/2008

Capitulo 0201
Dependencia 03
Fuente Financ 60

Prog	Sub	Pry	Act	Descripcion 1	Apropiacion Original 2	Modificaciones 3	Apropiación Vigente 4	Prevision de la Apropiacion 5	Disponible 6	Compromiso 7	% Compromiso 8	Apropiación Disponible 9	Devengado 10	Compromiso No Devengado 11	Pagado 12	Devengado No Pagado 13	Por Pagar 14
11	00	24		SERVICIOS DE DIRECCION Y COORDINACION	272,924,000.00	-251,305,663.96	21,618,336.04	21,618,336.04	0.00	21,618,336.04	100.00	0.00	21,618,336.04	0.00	21,618,336.04	0.00	100.00
			0001	REFORMA Y MODERNIZACION SECTOR AGUA POTABLE Y S	272,924,000.00	-251,305,663.96	21,618,336.04	21,618,336.04	0.00	21,618,336.04	100.00	0.00	21,618,336.04	0.0	21,618,336.04	0.00	100.00
11	00	25		SERVICIOS DE DIRECCION Y COORDINACION	253,292,500.00	-138,121,076.54	115,171,423.46	113,187,169.74	1,984,253.72	113,187,169.74	100.00	1,984,253.72	113,187,169.74	0.00	113,187,169.74	0.00	100.00
			0001	PROGRAMA DE APOYO A LA REFORMA Y MODERNIZACION	253,292,500.00	-138,121,076.54	115,171,423.46	113,187,169.74	1,984,253.72	113,187,169.74	100.00	1,984,253.72	113,187,169.74	0.0	113,187,169.74	0.00	100.00
11	00	29		SERVICIOS DE DIRECCION Y COORDINACION	73,414,000.00	51,809,467.20	125,223,467.20	122,546,183.94	2,677,283.26	122,546,183.94	100.00	2,677,283.26	122,546,183.94	0.00	122,546,183.94	0.00	100.00
			0001	PROGRAMA PARA EL DESARROLLO DE VENTAJAS COMPE	73,414,000.00	51,809,467.20	125,223,467.20	122,546,183.94	2,677,283.26	122,546,183.94	100.00	2,677,283.26	122,546,183.94	0.0	122,546,183.94	0.00	100.00
11	00	41		SERVICIOS DE DIRECCION Y COORDINACION	102,666,597.00	-67,998,850.00	34,667,747.00	22,702,200.00	11,965,547.00	22,702,200.00	100.00	11,965,547.00	22,702,200.00	0.00	22,702,200.00	0.00	100.00
			0001	PROYECTO PARA PEQUEÑOS PRODUCTORES DE LA REGI	102,666,597.00	-67,998,850.00	34,667,747.00	22,702,200.00	11,965,547.00	22,702,200.00	100.00	11,965,547.00	22,702,200.00	0.0	22,702,200.00	0.00	100.00
11	00	42		SERVICIOS DE DIRECCION Y COORDINACION	230,750,000.00	-230,750,000.00	0.00	0.00	0.00	0.00	0.00	0.00	0.00	0.00	0.00	0.00	0.00
			0001	MARGEN DE CONTINGENCIA PRESUPUESTARIA BILATERAL	230,750,000.00	-230,750,000.00	0.00	0.00	0.00	0.00	0.00	0.00	0.00	0.0	0.00	0.00	0.00
99	00	00		ADM. DE ACTIVOS, PASIVOS Y TRANSFERENCIAS	139,215,700.00	-109,787,906.83	29,427,793.17	29,427,793.17	0.00	29,427,793.17	100.00	0.00	29,427,793.17	0.00	26,078,233.17	3,349,560.00	88.62
			0000	N/A	139,215,700.00	-109,787,906.83	29,427,793.17	29,427,793.17	0.00	29,427,793.17	100.00	0.00	29,427,793.17	0.0	26,078,233.17	3,349,560.00	88.62
	Total Fuente:		60		1,072,262,797.00	-746,154,030.13	326,108,766.87	309,481,682.89	16,627,083.98	309,481,682.89	500.00	16,627,083.98	309,481,682.89	0.00	306,132,122.89	3,349,560.00	488.62

Fuente Financ 70

Prog	Sub	Pry	Act	Descripcion 1	Apropiacion Original 2	Modificaciones 3	Apropiación Vigente 4	Prevision de la Apropiacion 5	Disponible 6	Compromiso 7	% Compromiso 8	Apropiación Disponible 9	Devengado 10	Compromiso No Devengado 11	Pagado 12	Devengado No Pagado 13	Por Pagar 14
11	00	11		SERVICIOS DE DIRECCION Y COORDINACION	806,000,000.00	0.00	806,000,000.00		806,000,000.00			806,000,000.00		0.00		0.00	
			0001	PROGRAMA DE SOPORTE AL SECTOR MINERO	806,000,000.00	0.00	806,000,000.00		806,000,000.00			806,000,000.00		0.0		0.00	
11	00	13		SERVICIOS DE DIRECCION Y COORDINACION	540,000,000.00	-470,000,000.00	70,000,000.00	0.00	70,000,000.00	0.00	0.00	70,000,000.00	0.00	0.00	0.00	0.00	0.00
			0051	ASISTENCIA HUM DE EMERGENCIA P/L MITIGACION DE DA	0.00	70,000,000.00	70,000,000.00	0.00	70,000,000.00	0.00	0.00	70,000,000.00	0.00	0.0	0.00	0.00	0.00
			0001	ASISTENCIA HUM DE EMERGENCIA P/L MITIGACION DE DA	540,000,000.00	-540,000,000.00	0.00	0.00	0.00	0.00	0.00	0.00	0.00	0.0	0.00	0.00	0.00
11	00	15		SERVICIOS DE DIRECCION Y COORDINACION	185,000,000.00	81,662,494.78	266,662,494.78	82,517,801.12	184,144,693.66	82,517,801.12	100.00	184,144,693.66	82,517,801.12	0.00	82,517,801.12	0.00	100.00
			0001	PROGRAMA DE APOYO A LA REFORMA Y MODERNIZACION	185,000,000.00	81,662,494.78	266,662,494.78	82,517,801.12	184,144,693.66	82,517,801.12	100.00	184,144,693.66	82,517,801.12	0.0	82,517,801.12	0.00	100.00
11	00	17		SERVICIOS DE DIRECCION Y COORDINACION	0.00	35,669,278.88	35,669,278.88	35,669,278.88	0.00	35,669,278.88	100.00	0.00	35,669,278.88	0.00	35,669,278.88	0.00	100.00
			0001	PROGRAMA DE APOYO AL DESARROLLO DE LA EDUCACIO	0.00	35,669,278.88	35,669,278.88	35,669,278.88	0.00	35,669,278.88	100.00	0.00	35,669,278.88	0.0	35,669,278.88	0.00	100.00
11	00	19		SERVICIOS DE DIRECCION Y COORDINACION	152,392,114.00	32,885,708.45	185,277,822.45	32,885,708.45	152,392,114.00	32,885,708.45	100.00	152,392,114.00	32,885,708.45	0.00	32,885,708.45	0.00	100.00
			0001	PROGRAMA DE APOYO A LAS PEQUEÑAS EMPRESAS PRIV	152,392,114.00	32,885,708.45	185,277,822.45	32,885,708.45	152,392,114.00	32,885,708.45	100.00	152,392,114.00	32,885,708.45	0.0	32,885,708.45	0.00	100.00
11	00	21		SERVICIOS DE DIRECCION Y COORDINACION	499,702,168.00	0.00	499,702,168.00		499,702,168.00			499,702,168.00		0.00		0.00	
			0001	PROGRAMA DE APOYO A LA OFICINA ORDENADOR NAC. F(	16,702,168.00	0.00	16,702,168.00		16,702,168.00			16,702,168.00		0.0		0.00	
			0002	PROGRAMAS OF. ORDENADOR NACIONAL DE FONDOS EU	483,000,000.00	0.00	483,000,000.00		483,000,000.00			483,000,000.00		0.0		0.00	
11	00	22		SERVICIOS DE DIRECCION Y COORDINACION	49,000,000.00	-42,502.11	48,957,497.89	0.00	48,957,497.89	0.00	0.00	48,957,497.89	0.00	0.00	0.00	0.00	0.00
			0002	PROGRAMA DE INICICATIVAS LOCALES DE LA SOCIEDAD C	0.00	48,957,497.89	48,957,497.89	0.00	48,957,497.89	0.00	0.00	48,957,497.89	0.00	0.0	0.00	0.00	0.00
			0001	PROGRAMA DE INICICATIVAS LOCALES DE LA SOCIEDAD C	49,000,000.00	-49,000,000.00	0.00	0.00	0.00	0.00	0.00	0.00	0.00	0.0	0.00	0.00	0.00
11	00	24		SERVICIOS DE DIRECCION Y COORDINACION	0.00	0.00	0.00	0.00	0.00	0.00	0.00	0.00	0.00	0.00	0.00	0.00	0.00
			0001	REFORMA Y MODERNIZACION SECTOR AGUA POTABLE Y S	0.00	0.00	0.00	0.00	0.00	0.00	0.00	0.00	0.00	0.0	0.00	0.00	0.00
11	00	26		SERVICIOS DE DIRECCION Y COORDINACION	0.00	23,619,966.23	23,619,966.23	23,619,966.23	0.00	23,619,966.23	100.00	0.00	23,619,966.23	0.00	23,619,966.23	0.00	100.00
			0001	APOYO A LA PEQUEÑA Y MEDIANA EMPRESA (PROEMPRES	0.00	23,619,966.23	23,619,966.23	23,619,966.23	0.00	23,619,966.23	100.00	0.00	23,619,966.23	0.0	23,619,966.23	0.00	100.00
11	00	28		SERVICIOS DE DIRECCION Y COORDINACION	31,687,349.00	0.00	31,687,349.00		31,687,349.00			31,687,349.00		0.00		0.00	
			0001	PLAN REVITALIZACION INTEGRAL CIUDAD COLONIAL	31,687,349.00	0.00	31,687,349.00		31,687,349.00			31,687,349.00		0.0		0.00	
11	00	43		SERVICIOS DE DIRECCION Y COORDINACION	0.00	9,264,353.12	9,264,353.12	5,940,923.49	3,323,429.63	5,940,923.49	100.00	3,323,429.63	5,940,923.49	0.00	5,940,923.49	0.00	100.00
			0001	MARGEN DE CONTINGENCIA PARA CONTRAPARTIDA	0.00	9,264,353.12	9,264,353.12	5,940,923.49	3,323,429.63	5,940,923.49	100.00	3,323,429.63	5,940,923.49	0.0	5,940,923.49	0.00	100.00
11	00	76		SERVICIOS DE DIRECCION Y COORDINACION	14,200,000.00	-2,788,827.09	11,411,172.91	0.00	11,411,172.91	0.00	0.00	11,411,172.91	0.00	0.00	0.00	0.00	0.00
			0001	DESARROLLO VISION PAIS Y DIAGNOSTICO SITUACION SO	14,200,000.00	-2,788,827.09	11,411,172.91	0.00	11,411,172.91	0.00	0.00	11,411,172.91	0.00	0.0	0.00	0.00	0.00
12	00	00		PLANIFICACION ECONOMICA Y SOCIAL	0.00	15,172,203.71	15,172,203.71	15,172,203.71	0.00	15,172,203.71	100.00	0.00	15,172,203.71	0.00	15,172,203.71	0.00	100.00
			0001	PLANIFICACION ECONOMICA Y SOCIAL	0.00	15,172,203.71	15,172,203.71	15,172,203.71	0.00	15,172,203.71	100.00	0.00	15,172,203.71	0.0	15,172,203.71	0.00	100.00
12	00	47		PLANIFICACION ECONOMICA Y SOCIAL	0.00	991,612.36	991,612.36	716,631.26	274,981.10	716,631.26	100.00	274,981.10	716,631.26	0.00	716,631.26	0.00	100.00
			0001	STP-SEGUIMIENTO DE LA CARTERA CON FINANCIAMIENTO	0.00	991,612.36	991,612.36	716,631.26	274,981.10	716,631.26	100.00	274,981.10	716,631.26	0.0	716,631.26	0.00	100.00
	Total Fuente:		70		2,277,981,631.00	-273,565,711.67	2,004,415,919.33	196,522,513.14	1,807,893,406.19	196,522,513.14	700.00	1,807,893,406.19	196,522,513.14	0.00	196,522,513.14	0.00	700.00
	Total Dependencia:		03		7,718,681,862.00	-979,988,719.30	6,738,693,142.70	4,781,488,501.00	1,957,204,641.70	4,765,183,011.86	5,406.81	1,973,510,130.84	4,731,864,535.30	33,318,476.56	4,583,536,606.80	148,327,928.[illegible]	5,218.72
	Total Capitulo :		0201		27,700,113,912.00	8,520,356,940.73	36,220,470,852.73	33,741,327,848.99	2,479,143,003.74	33,686,010,923.52	34,325.92	2,535,459,929.21	33,642,445,207.75	42,565,715.75	31,229,163,351.67	2,413,281,856.12	32,434.58
	Total:				27,700,113,912.00	8,520,356,940.73	36,220,470,852.73	33,741,327,848.99	2,479,143,003.74	33,686,010,923.52	34,325.92	2,535,459,929.21	33,642,445,207.75	42,565,715.75	31,229,163,351.67	2,413,281,856.12	32,434.58

Sistema Integrado de Gestión Financiera

Periodo: 2007

REPORTE DE EJECUCION DEL GASTO POR CAPITULO Y PROGRAMAS

Cap: 0202 Fec.Inicial: 01/01/2007 Fec.Final: 30/04/2008

Capitulo 0202
Dependencia 01
Fuente Financ 10

Prog	Sub	Pry	Act	Descripcion 1	Apropiacion Original 2	Modificaciones 3	Apropiación Vigente 4	Prevision de la Apropiacion 5	Disponible 6	Compromiso 7	% Compromiso 8	Apropiación Disponible 9	Devengado 10	Compromiso No Devengado 11	Pagado 12	Devengado No Pagado 13	Por Pagar 14
01	00	00		ACTIVIDADES CENTRALES	638,374,094.00	0.00	638,374,094.00	626,274,487.99	12,099,606.01	624,824,997.99	299.65	13,549,096.01	624,769,047.99	55,950.00	616,221,662.66	8,547,385.33	295.15
			0004	ADIESTRAMIENTO PERSONAL SEG. DEMOCRATICA	199,500,000.00	-19,850,384.00	179,649,616.00	175,438,185.28	4,211,430.72	175,438,185.28	100.00	4,211,430.72	175,438,185.28	0.0	166,957,799.95	8,480,385.33	95.17
			0001	DIRECCION Y ADMINISTRACION SUPERIOR Y CONTROL DE	385,909,511.00	37,093,739.39	423,003,250.39	415,453,945.38	7,549,305.01	414,004,455.38	99.65	8,998,795.01	413,948,505.38	55,950.0	413,881,505.38	67,000.00	99.98
			0002	GOBERNACIONES PROVINCIALES	52,964,583.00	-17,243,355.39	35,721,227.61	35,382,357.33	338,870.28	35,382,357.33	100.00	338,870.28	35,382,357.33	0.0	35,382,357.33	0.00	100.00
11	00	00		CONTROL DE MIGRACION	110,589,820.00	4,300,000.00	114,889,820.00	114,437,319.66	452,500.34	114,437,319.66	100.00	452,500.34	114,437,319.66	0.00	114,437,319.66	0.00	100.00
			0001	DIR.SUP. SERV DE EXT. Y CONTROL DE ENTRADAS Y SALIC	110,589,820.00	4,300,000.00	114,889,820.00	114,437,319.66	452,500.34	114,437,319.66	100.00	452,500.34	114,437,319.66	0.0	114,437,319.66	0.00	100.00
12	00	00		SEGURIDAD CIUDADANA Y ORDEN PUBLICO	4,190,913,321.00	510,593,193.00	4,701,506,514.00	4,697,468,865.16	4,037,648.84	4,697,349,412.53	899.97	4,157,101.47	4,696,542,465.65	806,946.88	4,548,724,460.63	147,818,005.02	860.56
			0004	SEGURIDAD TURISTICA	132,569,247.00	7,000,000.00	139,569,247.00	139,555,756.52	13,490.48	139,555,756.52	100.00	13,490.48	139,555,756.52	0.0	134,824,116.52	4,731,640.00	96.61
			0010	COMISION DE REFORMA POLICIAL	11,636,897.00	3,647,938.75	15,284,835.75	15,283,820.66	1,015.09	15,283,820.66	100.00	1,015.09	15,283,820.66	0.0	14,257,370.06	1,026,450.60	93.28
			0002	PREVENCION DEL CRIMEN	439,483,783.00	-430,172,373.32	9,311,409.68	9,182,028.09	129,381.59	9,182,028.09	100.00	129,381.59	9,182,028.09	0.0	9,182,028.09	0.00	100.00
			0009	INSTITUTO DE DIGNIDAD HUMANA (IDIH)	17,231,928.00	-132,861.50	17,099,066.50	17,098,730.36	336.14	17,098,730.36	100.00	336.14	17,098,730.36	0.0	16,375,118.35	723,612.01	95.77
			0001	DIRECCION Y COORDINACION SUPERIOR	3,101,512,283.00	944,855,425.26	4,046,367,708.26	4,046,103,672.37	264,035.89	4,046,103,672.37	100.00	264,035.89	4,046,100,354.05	3,318.3	3,924,656,604.86	121,443,749.19	97.00
			0011	MUSEO POLICIAL	4,057,717.00	2,484,922.75	6,542,639.75	6,540,266.79	2,372.96	6,540,266.79	100.00	2,372.96	6,540,266.79	0.0	5,690,629.95	849,636.84	87.01
			0003	INVESTIGACION DEL CRIMEN	40,092,107.00	-37,055,954.94	3,036,152.06	3,006,152.06	30,000.00	3,006,152.06	100.00	30,000.00	3,006,152.06	0.0	3,006,152.06	0.00	100.00
			0005	SERVICIOS DE TRANSITO METROPOLITANO	321,056,465.00	30,700,000.00	351,756,465.00	348,167,512.13	3,588,952.87	348,048,150.50	99.97	3,708,314.50	347,274,899.14	773,251.4	334,263,755.40	13,011,143.74	96.25
			0008	FORMACION Y CAPACITACION	109,538,990.00	3,000,000.00	112,538,990.00	112,530,926.18	8,063.82	112,530,835.18	100.00	8,154.82	112,500,457.98	30,377.2	106,468,685.34	6,031,772.64	94.64
			0007	SERVICIOS MEDICOS Y SANIDAD	3,187,956.00	-3,187,956.00	0.00	0.00	0.00	0.00	0.00	0.00	0.00	0.0	0.00	0.00	0.00
			0006	SERVICIOS DE TRANSITO Y CARRETERA	10,545,948.00	-10,545,948.00	0.00	0.00	0.00	0.00	0.00	0.00	0.00	0.0	0.00	0.00	0.00
12	00	12		SEGURIDAD CIUDADANA Y ORDEN PUBLICO	25,340,290.00	-6,900,000.00	18,440,290.00	0.00	18,440,290.00	0.00	0.00	18,440,290.00	0.00	0.00	0.00	0.00	0.00
			0001	ADQUISICION DE UNIDADES DE TRANSPORTE DE PASAJER	25,340,290.00	-6,900,000.00	18,440,290.00	0.00	18,440,290.00	0.00	0.00	18,440,290.00	0.00	0.0	0.00	0.00	0.00
13	00	00		INSTITUTO DE SEGURIDAD SOCIAL DE LA POLICIA NACION	295,487,816.00	23,000,000.00	318,487,816.00	318,154,349.57	333,466.43	318,097,657.25	399.97	390,158.75	317,940,794.69	156,862.56	296,242,304.83	21,698,489.86	379.24
			0004	JUNTA DE RETIRO	5,527,795.00	700,000.00	6,227,795.00	6,166,394.21	61,400.79	6,166,394.21	100.00	61,400.79	6,166,394.21	0.0	5,471,264.21	695,130.00	88.73
			0003	HOSPITAL CENTRAL DE LA POLICIA NACIONAL	201,690,495.00	20,000,000.00	221,690,495.00	221,525,992.81	164,502.19	221,469,300.49	99.97	221,194.51	221,346,931.53	122,369.0	200,343,571.67	21,003,359.86	90.51
			0001	SERVICIOS TECNICOS ADMINISTRATIVOS	67,348,396.00	0.00	67,348,396.00	67,295,779.57	52,616.43	67,295,779.57	100.00	52,616.43	67,295,779.57	0.0	67,295,779.57	0.00	100.00
			0002	RESERVA POLICIAL	20,921,130.00	2,300,000.00	23,221,130.00	23,166,182.95	54,947.02	23,166,182.95	100.00	54,947.02	23,131,689.35	34,493.6	23,131,689.35	0.00	100.00
13	00	11		INSTITUTO DE SEGURIDAD SOCIAL DE LA POLICIA NACION	13,927,032.00	0.00	13,927,032.00	13,927,032.00	0.00	13,927,032.00	100.00	0.00	13,927,032.00	0.00	13,927,032.00	0.00	100.00
			0001	CONSTRUCION SEGUNDA ETAPA HOSPITAL GENERAL POL	13,927,032.00	0.00	13,927,032.00	13,927,032.00	0.00	13,927,032.00	100.00	0.00	13,927,032.00	0.0	13,927,032.00	0.00	100.00
98	00	00		ADMINISTRACION DE CONTRIBUCIONES ESPECIALES	1,094,632,519.00	128,063,200.00	1,222,695,719.00	1,219,815,461.90	2,880,257.10	1,219,815,461.90	100.00	2,880,257.10	1,219,815,461.90	0.00	1,219,815,461.90	0.00	100.00
			0000	ADMINISTRACION DE CONTRIBUCIONES ESPECIALES	1,094,632,519.00	128,063,200.00	1,222,695,719.00	1,219,815,461.90	2,880,257.10	1,219,815,461.90	100.00	2,880,257.10	1,219,815,461.90	0.0	1,219,815,461.90	0.00	100.00
99	00	00		ADM. DE ACTIVOS, PASIVOS Y TRANSFERENCIAS	20,000,000.00	0.00	20,000,000.00	14,166,666.44	5,833,333.56	14,166,666.44	100.00	5,833,333.56	14,166,666.44	0.00	14,166,666.44	0.00	100.00
			0000	ADM. DE ACTIVOS, PASIVOS Y TRANSFERENCIAS	20,000,000.00	0.00	20,000,000.00	14,166,666.44	5,833,333.56	14,166,666.44	100.00	5,833,333.56	14,166,666.44	0.0	14,166,666.44	0.00	100.00
			Total Fuente:	10	6,389,264,892.00	659,056,393.00	7,048,321,285.00	7,004,244,182.72	44,077,102.28	7,002,618,547.77	1,999.59	45,702,737.23	7,001,598,788.33	1,019,759.44	6,823,534,908.12	178,063,880.21	1,934.95

Fuente Financ 20

Prog	Sub	Pry	Act	Descripcion 1	Apropiacion Original 2	Modificaciones 3	Apropiación Vigente 4	Prevision de la Apropiacion 5	Disponible 6	Compromiso 7	% Compromiso 8	Apropiación Disponible 9	Devengado 10	Compromiso No Devengado 11	Pagado 12	Devengado No Pagado 13	Por Pagar 14
99	00	00		ADM. DE ACTIVOS, PASIVOS Y TRANSFERENCIAS	12,123,859,870.00	1,500,000,000.00	13,623,859,870.00	13,623,859,870.00	0.00	13,623,859,870.00	100.00	0.00	13,623,859,870.00	0.00	13,623,859,870.00	0.00	100.00
			0000	ADM. DE ACTIVOS, PASIVOS Y TRANSFERENCIAS	12,123,859,870.00	1,500,000,000.00	13,623,859,870.00	13,623,859,870.00	0.00	13,623,859,870.00	100.00	0.00	13,623,859,870.00	0.0	13,623,859,870.00	0.00	100.00
			Total Fuente:	20	12,123,859,870.00	1,500,000,000.00	13,623,859,870.00	13,623,859,870.00	0.00	13,623,859,870.00	100.00	0.00	13,623,859,870.00	0.00	13,623,859,870.00	0.00	100.00

Fuente Financ 60

Prog	Sub	Pry	Act	Descripcion 1	Apropiacion Original 2	Modificaciones 3	Apropiación Vigente 4	Prevision de la Apropiacion 5	Disponible 6	Compromiso 7	% Compromiso 8	Apropiación Disponible 9	Devengado 10	Compromiso No Devengado 11	Pagado 12	Devengado No Pagado 13	Por Pagar 14
12	00	12		SEGURIDAD CIUDADANA Y ORDEN PUBLICO	167,172,891.00	-167,172,891.00	0.00	0.00	0.00	0.00	0.00	0.00	0.00	0.00	0.00	0.00	0.00
			0001	ADQUISICION DE UNIDADES DE TRANSPORTE DE PASAJER	167,172,891.00	-167,172,891.00	0.00	0.00	0.00	0.00	0.00	0.00	0.00	0.0	0.00	0.00	0.00
			Total Fuente:	60	167,172,891.00	-167,172,891.00	0.00	0.00	0.00	0.00	0.00	0.00	0.00	0.00	0.00	0.00	0.00

Fuente Financ 70

Prog	Sub	Pry	Act	Descripcion 1	Apropiacion Original 2	Modificaciones 3	Apropiación Vigente 4	Prevision de la Apropiacion 5	Disponible 6	Compromiso 7	% Compromiso 8	Apropiación Disponible 9	Devengado 10	Compromiso No Devengado 11	Pagado 12	Devengado No Pagado 13	Por Pagar 14
01	00	00		ACTIVIDADES CENTRALES	0.00	237,437.55	237,437.55	237,437.55	0.00	237,437.55	100.00	0.00	237,437.55	0.00	237,437.55	0.00	100.00
			0001	DIRECCION Y ADMINISTRACION SUPERIOR Y CONTROL DE	0.00	237,437.55	237,437.55	237,437.55	0.00	237,437.55	100.00	0.00	237,437.55	0.0	237,437.55	0.00	100.00
12	00	00		SEGURIDAD CIUDADANA Y ORDEN PUBLICO	0.00	0.00	0.00	0.00	0.00	0.00	0.00	0.00	0.00	0.00	0.00	0.00	0.00
			0001	DIRECCION Y COORDINACION SUPERIOR	0.00	0.00	0.00	0.00	0.00	0.00	0.00	0.00	0.00	0.0	0.00	0.00	0.00
			Total Fuente:	70	0.00	237,437.55	237,437.55	237,437.55	0.00	237,437.55	100.00	0.00	237,437.55	0.00	237,437.55	0.00	100.00

Sistema Integrado de Gestión Financiera

Periodo: 2007

REPORTE DE EJECUCION DEL GASTO POR CAPITULO Y PROGRAMAS

Cap: 0202 Fec.Inicial: 01/01/2007 Fec.Final: 30/04/2008

Capitulo 0202

Dependencia 01

Total Dependencia:	01	18,680,297,653.00	1,992,120,939.55	20,672,418,592.55	20,628,341,490.27	44,077,102.28	20,626,715,855.32	2,199.59	45,702,737.25	20,625,696,095.86	1,019,759.44	20,447,632,215.67	178,063,880.1	2,134.95
Total Capitulo :	0202	18,680,297,653.00	1,992,120,939.55	20,672,418,592.55	20,628,341,490.27	44,077,102.28	20,626,715,855.32	2,199.59	45,702,737.25	20,625,696,095.86	1,019,759.44	20,447,632,215.67	178,063,880.21	2,134.95
Total:		18,680,297,653.00	1,992,120,939.55	20,672,418,592.55	20,628,341,490.27	44,077,102.28	20,626,715,855.32	2,199.59	45,702,737.25	20,625,696,095.86	1,019,759.44	20,447,632,215.67	178,063,880.21	2,134.95

Sistema Integrado de Gestión Financiera

Periodo: 2007

REPORTE DE EJECUCION DEL GASTO POR CAPITULO Y PROGRAMAS

Cap: 0203 Fec.Inicial: 01/01/2007 Fec.Final: 30/04/2008

Capitulo 0203
Dependencia 01
Fuente Financ 10

Prog	Sub	Pry	Act	Descripcion 1	Apropiacion Original 2	Modificaciones 3	Apropiación Vigente 4	Previsión de la Apropiación 5	Disponible 6	Compromiso 7	% Compromiso 8	Apropiación Disponible 9	Devengado 10	Compromiso No Devengado 11	Pagado 12	Devengado No Pagado 13	Por Pagar 14
01	00	00		ACTIVIDADES CENTRALES	978,837,305.00	83,019,797.10	1,061,857,102.10	1,057,481,700.82	4,375,401.28	1,057,129,196.26	2,199.07	4,727,905.84	1,056,692,848.49	436,347.77	1,042,202,129.62	14,490,718.87	2,171.34
			0005	SERVICIOS MEDICOS DE LAS FUERZAS ARMADAS	237,465,721.00	-1,081,414.85	236,384,306.15	236,308,392.21	75,913.94	236,308,392.21	100.00	75,913.94	236,181,686.34	126,705.9	235,512,279.35	669,406.99	99.72
			0011	REFORMA Y MODERNIZACION DE LAS FF.AA	8,210,827.00	-530.81	8,210,296.19	8,125,952.08	84,344.11	8,055,452.08	99.13	154,844.11	8,055,452.08	0.0	8,055,452.08	0.00	100.00
			0012	SEGURIDAD REGION FRONTERIZA FF.AA	16,366,929.00	-91,282.20	16,275,646.80	16,263,053.6E	12,593.12	16,263,053.6E	100.00	12,593.12	16,263,053.67	0.0	16,040,906.3E	222,147.32	98.63
			0007	INSTITUTO MILITAR DE EDUCACION SUPERIOR	18,222,783.00	2,468,176.41	20,690,959.41	20,603,050.4E	87,908.92	20,603,050.4E	100.00	87,908.92	20,603,049.10	1.4	18,103,136.9E	2,499,912.12	87.87
			0001	DIRECCION Y COORDINACION	343,756,130.00	88,498,132.7E	432,254,262.78	431,602,183.25	652,079.53	431,320,183.25	99.93	934,079.53	431,163,849.13	156,334.1	424,775,140.17	6,388,708.96	98.52
			0022	TERCERA REGION MILITAR DE LAS FF.AA.	4,000,000.00	-2,616,706.21	1,383,293.79	1,090,865.00	292,428.79	1,090,865.00	100.00	292,428.79	1,027,878.00	62,987.0	1,027,878.00	0.00	100.00
			0016	SEGURIDAD REGION NORTE	9,440,413.00	-230.20	9,440,182.80	9,290,237.16	149,945.64	9,290,237.16	100.00	149,945.64	9,290,237.16	0.0	9,290,237.16	0.00	100.00
			0004	SEGURIDAD SOCIAL MILITAR	38,905,477.00	-44,598.28	38,860,878.72	38,031,822.01	829,056.71	38,031,822.01	100.00	829,056.71	38,001,541.19	30,280.8	38,001,541.19	0.00	100.00
			0003	FOMENTO Y PRODUCCION CUNARIA	10,096,147.00	-12,280.86	10,083,866.14	9,973,752.89	110,113.25	9,973,752.89	100.00	110,113.25	9,973,750.14	2.8	9,973,750.14	0.00	100.00
			0009	CAPACITACION EN DERECHO HUMANO MILITAR	16,634,611.00	0.00	16,634,611.00	16,620,490.50	14,120.50	16,620,490.50	100.00	14,120.50	16,620,175.66	314.8	16,620,175.66	0.00	100.00
			0015	SEGURIDAD PORTUARIA	30,555,715.00	-43,641.00	30,512,074.00	30,512,066.42	7.58	30,512,066.42	100.00	7.58	30,511,957.78	108.6	30,390,169.38	121,788.40	99.60
			0021	PRIMERA REGION MILITAR DE LAS FF.AA.	10,000,000.00	-7,124,155.52	2,875,844.48	2,774,230.95	101,613.53	2,774,230.95	100.00	101,613.53	2,774,230.95	0.0	2,774,230.95	0.00	100.00
			0010	ALTOS ESTUDIOS PARA LA DEFENSA Y SEG. NAC.	15,439,133.00	70,605.38	15,509,738.38	15,313,752.39	195,985.99	15,313,752.39	100.00	195,985.99	15,313,752.39	0.0	15,313,752.39	0.00	100.00
			0017	SERVICIO MILITAR VOLUNTARIO	27,037,915.00	-9,322.57	27,028,592.43	26,953,052.67	75,539.76	26,953,052.67	100.00	75,539.76	26,953,003.69	49.0	26,561,866.39	391,137.30	98.55
			0008	COORDINACION DE EVENTOS DEPORTIVOS	7,321,119.00	-13,576.00	7,307,543.00	7,266,612.51	40,930.49	7,266,612.51	100.00	40,930.49	7,266,179.69	432.8	7,266,179.69	0.00	100.00
			0019	SUPERVISION DE VIGILANCIA PRIVADA	35,289,506.00	-70,606.00	35,218,900.00	35,106,452.04	112,447.96	35,106,452.04	100.00	112,447.96	35,106,450.69	1.4	35,045,893.71	60,556.98	99.83
			0018	EDUCACION MILITAR	20,628,856.00	2,984,707.60	23,613,563.60	23,608,703.59	4,860.01	23,608,703.59	100.00	4,860.01	23,594,087.59	14,616.0	21,838,074.07	1,756,013.52	92.56
			0014	ORGANIZACION Y COORDINACION CUADROS DE RESERVA	32,519,136.00	-56,073.64	32,463,062.36	32,451,892.18	11,170.18	32,451,892.18	100.00	11,170.18	32,411,892.18	40,000.0	32,411,892.18	0.00	100.00
			0023	CUARTA REGION MILITAR DE LAS FF.AA.	3,000,000.00	-2,209,357.32	790,642.68	722,519.04	68,123.64	722,519.04	100.00	68,123.64	722,519.04	0.0	722,519.04	0.00	100.00
			0013	EDUCACION Y CAPACITACION PROFESIONAL FF.AA	20,615,015.00	0.00	20,615,015.00	20,578,987.19	36,027.81	20,578,987.19	100.00	36,027.81	20,575,855.19	3,132.0	20,575,855.19	0.00	100.00
			0006	SERVICIOS DE CARTOGRAFIA	13,883,420.00	-26,417.80	13,857,002.20	13,763,925.82	93,076.38	13,763,921.26	100.00	93,080.94	13,762,540.06	1,381.2	13,762,540.06	0.00	100.00
			0002	SERVICIOS DE FORMACION VOCACIONAL	59,448,452.00	2,398,368.19	61,846,820.19	60,519,706.75	1,327,113.44	60,519,706.75	100.00	1,327,113.44	60,519,706.75	0.0	58,138,659.47	2,381,047.28	96.07
11	00	00		DEFENSA TERRESTRE	2,889,007,164.00	30,882,695.00	2,919,889,859.00	2,919,081,858.12	808,000.88	2,919,076,171.11	100.00	813,687.89	2,918,760,780.65	315,390.46	2,917,225,583.65	1,535,197.00	99.95
			0001	SERVICIOS TECNICOS Y ADMINISTRATIVOS E.N.	2,889,007,164.00	30,882,695.00	2,919,889,859.00	2,919,081,858.12	808,000.88	2,919,076,171.11	100.00	813,687.89	2,918,760,780.65	315,390.5	2,917,225,583.65	1,535,197.00	99.95
12	00	00		DEFENSA NAVAL	1,363,229,184.00	-6,237,829.00	1,356,991,355.00	1,356,990,423.92	931.08	1,356,990,423.92	600.00	931.08	1,354,290,583.92	2,699,840.00	1,352,173,083.90	2,117,500.02	598.49
			0001	SERVICIOS TECNICOS Y ADMINISTRATIVOS	1,096,129,710.00	7,965,711.98	1,104,095,421.98	1,104,094,491.14	930.84	1,104,094,491.14	100.00	930.84	1,102,094,491.14	2,000,000.0	1,100,726,661.12	1,367,830.02	99.88
			0006	DIRECCION NACIONAL DE PESCA	20,071,694.00	6,455,720.05	26,527,414.05	26,527,413.81	0.24	26,527,413.81	100.00	0.24	26,027,573.81	499,840.0	25,777,573.81	250,000.00	99.04
			0005	SERVICIOS MEDICOS	130,202,397.00	-13,736,207.23	116,466,189.77	116,466,189.77	0.00	116,466,189.77	100.00	0.00	116,266,189.77	200,000.0	115,766,519.77	499,670.00	99.57
			0004	ASTILLEROS NAVALES DOMINICANOS	7,757,640.00	893,840.00	8,651,480.00	8,651,480.00	0.00	8,651,480.00	100.00	0.00	8,651,480.00	0.0	8,651,480.00	0.00	100.00
			0003	EDUCACION NAVAL	34,885,300.00	-5,963,830.38	28,921,469.62	28,921,469.62	0.00	28,921,469.62	100.00	0.00	28,921,469.62	0.0	28,921,469.62	0.00	100.00
			0002	SERVICIOS DE DRAGADO, PRESAS Y BALIZAMIENTO	74,182,443.00	-1,853,063.42	72,329,379.58	72,329,379.58	0.00	72,329,379.58	100.00	0.00	72,329,379.58	0.0	72,329,379.58	0.00	100.00
13	00	00		DEFENSA AEREA	1,814,786,978.00	31,666,442.00	1,846,453,420.00	1,845,166,725.87	1,286,694.13	1,845,165,655.87	300.00	1,287,764.13	1,844,951,136.18	214,519.69	1,807,322,057.45	37,629,078.73	296.90
			0003	SERVICIOS MEDICOS	336,375,696.00	-2,127,796.15	334,247,899.85	333,684,220.10	563,679.75	333,684,220.10	100.00	563,679.75	333,684,161.37	58.7	331,147,513.37	2,536,648.00	99.24
			0001	SERVICIOS DE LA FUERZA AEREA	1,457,252,738.00	42,916,204.35	1,500,168,942.35	1,499,978,757.97	190,184.38	1,499,977,687.97	100.00	191,254.38	1,499,763,227.01	214,461.0	1,464,670,796.28	35,092,430.73	97.66
			0002	EDUCACION PRIMARIA Y MEDIA	21,158,544.00	-9,121,966.20	12,036,577.80	11,503,747.80	532,830.00	11,503,747.80	100.00	532,830.00	11,503,747.80	0.0	11,503,747.80	0.00	100.00
98	00	00		ADMINISTRACION DE CONTRIBUCIONES ESPECIALES	1,931,666,826.00	47,015,916.00	1,978,682,742.00	1,978,619,089.82	63,652.18	1,978,619,089.82	100.00	63,652.18	1,978,619,089.82	0.00	1,919,936,329.82	58,682,760.00	97.03
			0000	ADMINISTRACION DE CONTRIBUCIONES ESPECIALES	1,931,666,826.00	47,015,916.00	1,978,682,742.00	1,978,619,089.82	63,652.18	1,978,619,089.82	100.00	63,652.18	1,978,619,089.82	0.0	1,919,936,329.82	58,682,760.00	97.03
			Total Fuente:	10	8,977,527,457.00	186,347,021.10	9,163,874,478.10	9,157,339,798.55	6,534,679.55	9,156,980,536.98	3,299.07	6,893,941.12	9,153,314,439.06	3,666,097.92	9,038,859,184.44	114,455,254.62	3,263.70
			Total Dependencia:	01	8,977,527,457.00	186,347,021.10	9,163,874,478.10	9,157,339,798.55	6,534,679.55	9,156,980,536.98	3,299.07	6,893,941.12	9,153,314,439.06	3,666,097.92	9,038,859,184.44	114,455,254.0	3,263.70
			Total Capitulo :	0203	8,977,527,457.00	186,347,021.10	9,163,874,478.10	9,157,339,798.55	6,534,679.55	9,156,980,536.98	3,299.07	6,893,941.12	9,153,314,439.06	3,666,097.92	9,038,859,184.44	114,455,254.62	3,263.70
			Total:		8,977,527,457.00	186,347,021.10	9,163,874,478.10	9,157,339,798.55	6,534,679.55	9,156,980,536.98	3,299.07	6,893,941.12	9,153,314,439.06	3,666,097.92	9,038,859,184.44	114,455,254.62	3,263.70

Sistema Integrado de Gestión Financiera

Periodo: 2007

REPORTE DE EJECUCION DEL GASTO POR CAPITULO Y PROGRAMAS

Cap: 0204 Fec.Inicial: 01/01/2007 Fec.Final: 30/04/2008

Capitulo 0204
Dependencia 01
Fuente Financ 10

Prog	Sub Pry	Act	Descripcion 1	Apropiacion Original 2	Modificaciones 3	Apropiación Vigente 4	Previsión de la Apropiación 5	Disponible 6	Compromiso 7	% Compromiso 8	Apropiación Disponible 9	Devengado 10	Compromiso No Devengado 11	Pagado 12	Devengado No Pagado 13	Por Pagar 14
01	00	00	ACTIVIDADES CENTRALES	582,251,344.00	8,000,000.00	590,251,344.00	588,351,489.74	1,899,854.26	587,927,725.42	99.93	2,323,618.58	586,511,654.00	1,416,071.42	572,306,924.81	14,204,729.19	97.58
		0001	DIRECCION SUPERIOR	582,251,344.00	8,000,000.00	590,251,344.00	588,351,489.74	1,899,854.26	587,927,725.42	99.93	2,323,618.58	586,511,654.00	1,416,071.4	572,306,924.81	14,204,729.19	97.58
11	00	00	SERVICIOS INTERNACIONALES	1,693,870,944.00	216,000,000.00	1,909,870,944.00	1,903,588,004.48	6,282,939.52	1,901,828,783.37	299.74	8,042,160.63	1,901,472,547.37	356,236.00	1,806,728,035.38	94,744,511.99	274.40
		0002	RELACIONES DIPLOMATICAS	1,110,655,663.00	196,442,924.93	1,307,098,587.93	1,303,194,335.38	3,904,252.55	1,302,633,456.67	99.96	4,465,131.26	1,302,277,220.67	356,236.0	1,251,949,612.64	50,327,608.03	96.14
		0004	SERVICIOS DE FORMACION DIPLOMATICAS Y CONSULARE	45,304,539.00	-6,690,953.51	38,613,585.49	37,115,862.32	1,497,723.17	37,115,862.32	100.00	1,497,723.17	37,115,862.32	0.0	31,618,902.24	5,496,960.08	85.19
		0003	SERVICIOS CONSULARES	537,910,742.00	26,248,028.55	564,158,770.55	563,277,806.78	880,963.80	562,079,464.38	99.79	2,079,306.20	562,079,464.38	0.0	523,159,520.50	38,919,943.88	93.08
11	00	11	SERVICIOS INTERNACIONALES	5,000,000.00	0.00	5,000,000.00	5,000,000.00	0.00	5,000,000.00	100.00	0.00	5,000,000.00	0.00	2,400,000.00	2,600,000.00	48.00
		0001	FORTALECIMIENTO DE LA GESTION DE COMERCIO EXTERI	5,000,000.00	0.00	5,000,000.00	5,000,000.00	0.00	5,000,000.00	100.00	0.00	5,000,000.00	0.0	2,400,000.00	2,600,000.00	48.00
12	00	00	SERVICIO DE EXP. RENOV. Y CONTROL DE PASAPORTES	237,060,887.00	0.00	237,060,887.00	228,740,122.29	8,320,764.71	228,685,122.29	99.98	8,375,764.71	228,631,399.92	53,722.37	218,612,501.93	10,018,897.99	95.62
		0001	SERVICIO DE EXP. RENOV. Y CONTROL DE PASAPORTES	237,060,887.00	0.00	237,060,887.00	228,740,122.29	8,320,764.71	228,685,122.29	99.98	8,375,764.71	228,631,399.92	53,722.4	218,612,501.93	10,018,897.99	95.62
98	00	00	ADMINISTRACION DE CONTRIBUCIONES ESPECIALES	60,906,775.00	0.00	60,906,775.00	60,866,735.00	40,040.00	60,866,735.00	100.00	40,040.00	60,866,735.00	0.00	60,866,735.00	0.00	100.00
		0000	ADMINISTRACION DE CONTRIBUCIONES ESPECIALES	60,906,775.00	0.00	60,906,775.00	60,866,735.00	40,040.00	60,866,735.00	100.00	40,040.00	60,866,735.00	0.0	60,866,735.00	0.00	100.00
	Total Fuente:		10	2,579,089,950.00	224,000,000.00	2,803,089,950.00	2,786,546,351.51	16,543,598.49	2,784,308,366.08	699.65	18,781,583.92	2,782,482,336.29	1,826,029.79	2,660,914,197.12	121,568,139.17	615.60

Fuente Financ 60

Prog	Sub Pry	Act	Descripcion 1	Apropiacion Original 2	Modificaciones 3	Apropiación Vigente 4	Previsión de la Apropiación 5	Disponible 6	Compromiso 7	% Compromiso 8	Apropiación Disponible 9	Devengado 10	Compromiso No Devengado 11	Pagado 12	Devengado No Pagado 13	Por Pagar 14
11	00	11	SERVICIOS INTERNACIONALES	35,500,000.00	-12,945,335.84	22,554,664.16	22,554,664.16	0.00	22,554,664.16	100.00	0.00	22,554,664.16	0.00	22,554,664.16	0.00	100.00
		0001	FORTALECIMIENTO DE LA GESTION DE COMERCIO EXTERI	35,500,000.00	-12,945,335.84	22,554,664.16	22,554,664.16	0.00	22,554,664.16	100.00	0.00	22,554,664.16	0.0	22,554,664.16	0.00	100.00
	Total Fuente:		60	35,500,000.00	-12,945,335.84	22,554,664.16	22,554,664.16	0.00	22,554,664.16	100.00	0.00	22,554,664.16	0.00	22,554,664.16	0.00	100.00

Fuente Financ 70

Prog	Sub Pry	Act	Descripcion 1	Apropiacion Original 2	Modificaciones 3	Apropiación Vigente 4	Previsión de la Apropiación 5	Disponible 6	Compromiso 7	% Compromiso 8	Apropiación Disponible 9	Devengado 10	Compromiso No Devengado 11	Pagado 12	Devengado No Pagado 13	Por Pagar 14
11	00	11	SERVICIOS INTERNACIONALES	0.00	13,593,409.29	13,593,409.29	13,593,409.29	0.00	13,593,409.29	100.00	0.00	13,593,409.29	0.00	13,593,409.29	0.00	100.00
		0001	FORTALECIMIENTO DE LA GESTION DE COMERCIO EXTERI	0.00	13,593,409.29	13,593,409.29	13,593,409.29	0.00	13,593,409.29	100.00	0.00	13,593,409.29	0.0	13,593,409.29	0.00	100.00
	Total Fuente:		70	0.00	13,593,409.29	13,593,409.29	13,593,409.29	0.00	13,593,409.29	100.00	0.00	13,593,409.29	0.00	13,593,409.29	0.00	100.00
	Total Dependencia:		01	2,614,589,950.00	224,648,073.45	2,839,238,023.45	2,822,694,424.96	16,543,598.49	2,820,456,439.53	899.65	18,781,583.92	2,818,630,409.74	1,826,029.79	2,697,062,270.57	121,568,139.	815.60
	Total Capitulo :		0204	2,614,589,950.00	224,648,073.45	2,839,238,023.45	2,822,694,424.96	16,543,598.49	2,820,456,439.53	899.65	18,781,583.92	2,818,630,409.74	1,826,029.79	2,697,062,270.57	121,568,139.17	815.60
	Total:			2,614,589,950.00	224,648,073.45	2,839,238,023.45	2,822,694,424.96	16,543,598.49	2,820,456,439.53	899.65	18,781,583.92	2,818,630,409.74	1,826,029.79	2,697,062,270.57	121,568,139.17	815.60

Sistema Integrado de Gestión Financiera

Periodo: 2007

REPORTE DE EJECUCION DEL GASTO POR CAPITULO Y PROGRAMAS

Cap: 0205 Fec.Inicial: 01/01/2007 Fec.Final: 30/04/2008

Capitulo 0205
Dependencia 01
Fuente Financ 10

Prog	Sub	Pry	Act	Descripcion 1	Apropiacion Original 2	Modificaciones 3	Apropiación Vigente 4	Prevision de la Apropiacion 5	Disponible 6	Compromiso 7	% Compromiso 8	Apropiación Disponible 9	Devengado 10	Compromiso No Devengado 11	Pagado 12	Devengado No Pagado 13	Por Pagar 14
01	00	00		ACTIVIDADES CENTRALES	230,376,843.00	128,000,000.00	358,376,843.00	355,061,780.21	3,315,062.79	354,925,470.21	399.95	3,451,372.79	354,925,470.21	0.00	264,091,191.37	90,834,278.84	364.83
			0001	DIRECCION ADMINISTRATIVA Y FINANCIERA	179,652,653.00	84,821,040.00	264,473,693.00	261,344,997.41	3,128,695.59	261,208,687.41	99.95	3,265,005.59	261,208,687.41	0.0	170,444,352.88	90,764,334.53	65.25
			0004	PROGRAMA DE ADMINISTACION FINANCIERA INTEGRADA	40,000,001.00	25,500,000.00	65,500,001.00	65,500,001.00	0.00	65,500,001.00	100.00	0.00	65,500,001.00	0.0	65,500,001.00	0.00	100.00
			0003	ADMINISTRACION DE PENSIONES Y JUBILACIONES	4,799,892.00	12,050,282.00	16,850,174.00	16,753,971.82	96,202.18	16,753,971.82	100.00	96,202.18	16,753,971.82	0.0	16,684,027.51	69,944.31	99.58
			0002	ADMINISTRACION DE CREDITO PUBLICO	5,924,297.00	5,628,678.00	11,552,975.00	11,462,809.98	90,165.02	11,462,809.98	100.00	90,165.02	11,462,809.98	0.0	11,462,809.98	0.00	100.00
11	00	00		ADMINISTRACION DE LAS OPERACIONES DEL TESORO	174,885,591.00	-25,292,805.00	149,592,786.00	124,829,586.69	24,763,199.31	124,784,212.01	99.96	24,808,573.99	124,611,750.00	172,462.01	122,578,082.63	2,033,667.37	98.37
			0001	ADMINISTRACION FISCAL	174,885,591.00	-25,292,805.00	149,592,786.00	124,829,586.69	24,763,199.31	124,784,212.01	99.96	24,808,573.99	124,611,750.00	172,462.0	122,578,082.63	2,033,667.37	98.37
12	00	00		ADMINISTRACION DEL CATASTRO	54,869,712.00	-4,474.00	54,865,238.00	53,675,440.26	1,189,797.74	53,060,189.84	198.12	1,805,048.16	52,922,864.48	137,325.36	50,129,694.71	2,793,169.77	191.26
			0002	SERVICIOS TECNICOS DE CATASTRO	22,070,026.00	-1,007,698.00	21,062,328.00	20,972,838.79	89,489.21	20,972,838.79	100.00	89,489.21	20,972,838.79	0.0	20,972,838.79	0.00	100.00
			0001	DIRECCION ADMINISTRATIVA	32,799,686.00	1,003,224.00	33,802,910.00	32,702,601.47	1,100,308.53	32,087,351.05	98.12	1,715,558.95	31,960,025.69	137,325.4	29,156,855.92	2,793,169.77	91.26
13	00	00		ADMINISTRACION DE BIENES DEL ESTADO	223,831,871.00	-1,100,000.00	222,731,871.00	215,256,798.57	7,475,072.43	215,217,077.57	99.98	7,514,793.43	214,448,045.68	769,031.89	211,204,336.85	3,243,708.83	98.49
			0001	ADMINISTRACION DE PROPIEDADES DEL ESTADO DIRECCI	223,831,871.00	-1,100,000.00	222,731,871.00	215,256,798.57	7,475,072.43	215,217,077.57	99.98	7,514,793.43	214,448,045.68	769,031.9	211,204,336.85	3,243,708.83	98.49
14	00	00		ADMINISTRACION DE COMPRAS Y CONTRATACIONES DEL	45,192,299.00	-5,003,186.00	40,189,113.00	34,734,884.87	5,454,228.13	29,578,015.74	85.15	10,611,097.26	29,541,897.75	36,117.99	29,303,561.53	238,336.22	99.19
			0001	COMPRAS Y CONTRATACIONES DE BIENES Y SERVICIOS D	45,192,299.00	-5,003,186.00	40,189,113.00	34,734,884.87	5,454,228.13	29,578,015.74	85.15	10,611,097.26	29,541,897.75	36,118.0	29,303,561.53	238,336.22	99.19
15	00	00		ADMINISTRACIÓN DE EXONERACIONES FISCALES	21,950,220.00	0.00	21,950,220.00	21,362,711.49	587,508.51	21,331,643.23	99.85	618,576.77	21,331,643.23	0.00	20,307,501.98	1,024,141.25	95.20
			0001	EXONERACIONES	21,950,220.00	0.00	21,950,220.00	21,362,711.49	587,508.51	21,331,643.23	99.85	618,576.77	21,331,643.23	0.0	20,307,501.98	1,024,141.25	95.20
16	00	00		SERVICIOS DE CAPACITACION TRIBUTARIA	27,405,761.00	0.00	27,405,761.00	27,391,287.49	14,473.51	27,391,287.49	100.00	14,473.51	27,305,852.49	85,435.00	26,868,071.15	437,781.34	98.40
			0001	CAPACITACION, ADIESTRAMIENTO Y ORIENTACION EN EL /	27,405,761.00	0.00	27,405,761.00	27,391,287.49	14,473.51	27,391,287.49	100.00	14,473.51	27,305,852.49	85,435.0	26,868,071.15	437,781.34	98.40
17	00	00		SERVICIOS DE CONTABILIDAD GUBERNAMENTAL	58,762,787.00	0.00	58,762,787.00	52,644,489.56	6,118,297.44	52,497,062.72	99.72	6,265,724.28	52,493,478.32	3,584.40	49,358,829.15	3,134,649.17	94.03
			0001	REGISTRO Y CONTROL DEL GASTO PUBLICO	58,762,787.00	0.00	58,762,787.00	52,644,489.56	6,118,297.44	52,497,062.72	99.72	6,265,724.28	52,493,478.32	3,584.4	49,358,829.15	3,134,649.17	94.03
20	00	00		ADMINISTRACION PRESUPUESTARIA	272,327,418.00	-86,413,387.00	185,914,031.00	153,373,132.39	32,540,898.61	150,764,285.60	98.30	35,149,745.40	150,718,305.60	45,980.00	142,379,406.70	8,338,898.90	94.47
			0001	ADMINISTRACION PRESUPUESTARIA	272,327,418.00	-86,413,387.00	185,914,031.00	153,373,132.39	32,540,898.61	150,764,285.60	98.30	35,149,745.40	150,718,305.60	45,980.0	142,379,406.70	8,338,898.90	94.47
99	00	00		ADM. DE, ACTIVOS, PASIVOS Y TRANSFERENCIAS	4,618,159,473.00	91,744,891.00	4,709,904,364.00	4,709,607,862.50	296,501.50	4,709,607,862.50	100.00	296,501.50	4,709,607,862.50	0.00	4,709,607,862.50	0.00	100.00
			0000	ADM. DE PASIVOS, ACTIVOS Y TRANSF.	4,618,159,473.00	91,744,891.00	4,709,904,364.00	4,709,607,862.50	296,501.50	4,709,607,862.50	100.00	296,501.50	4,709,607,862.50	0.0	4,709,607,862.50	0.00	100.00
			Total Fuente:	10	5,727,761,975.00	101,931,039.00	5,829,693,014.00	5,747,937,974.03	81,755,039.97	5,739,157,106.91	1,381.04	90,535,907.09	5,737,907,170.26	1,249,936.65	5,625,828,538.57	112,078,631.69	1,334.23

Fuente Financ 20

Prog	Sub	Pry	Act	Descripcion 1	Apropiacion Original 2	Modificaciones 3	Apropiación Vigente 4	Prevision de la Apropiacion 5	Disponible 6	Compromiso 7	% Compromiso 8	Apropiación Disponible 9	Devengado 10	Compromiso No Devengado 11	Pagado 12	Devengado No Pagado 13	Por Pagar 14
99	00	00		ADM. DE, ACTIVOS, PASIVOS Y TRANSFERENCIAS	645,000,000.00	0.00	645,000,000.00	645,000,000.00	0.00	645,000,000.00	100.00	0.00	645,000,000.00	0.00	645,000,000.00	0.00	100.00
			0000	ADM. DE PASIVOS, ACTIVOS Y TRANSF.	645,000,000.00	0.00	645,000,000.00	645,000,000.00	0.00	645,000,000.00	100.00	0.00	645,000,000.00	0.0	645,000,000.00	0.00	100.00
			Total Fuente:	20	645,000,000.00	0.00	645,000,000.00	645,000,000.00	0.00	645,000,000.00	100.00	0.00	645,000,000.00	0.00	645,000,000.00	0.00	100.00

Fuente Financ 60

Prog	Sub	Pry	Act	Descripcion 1	Apropiacion Original 2	Modificaciones 3	Apropiación Vigente 4	Prevision de la Apropiacion 5	Disponible 6	Compromiso 7	% Compromiso 8	Apropiación Disponible 9	Devengado 10	Compromiso No Devengado 11	Pagado 12	Devengado No Pagado 13	Por Pagar 14
99	00	00		ADM. DE, ACTIVOS, PASIVOS Y TRANSFERENCIAS	3,282,330,000.25	512,980,403.70	3,795,310,403.95	3,794,884,294.53	426,109.42	3,794,884,294.53	100.00	426,109.42	3,794,884,294.53	0.00	3,794,884,294.53	0.00	100.00
			0000	ADM. DE PASIVOS, ACTIVOS Y TRANSF.	3,282,330,000.25	512,980,403.70	3,795,310,403.95	3,794,884,294.53	426,109.42	3,794,884,294.53	100.00	426,109.42	3,794,884,294.53	0.0	3,794,884,294.53	0.00	100.00
			Total Fuente:	60	3,282,330,000.25	512,980,403.70	3,795,310,403.95	3,794,884,294.53	426,109.42	3,794,884,294.53	100.00	426,109.42	3,794,884,294.53	0.00	3,794,884,294.53	0.00	100.00

Fuente Financ 70

Prog	Sub	Pry	Act	Descripcion 1	Apropiacion Original 2	Modificaciones 3	Apropiación Vigente 4	Prevision de la Apropiacion 5	Disponible 6	Compromiso 7	% Compromiso 8	Apropiación Disponible 9	Devengado 10	Compromiso No Devengado 11	Pagado 12	Devengado No Pagado 13	Por Pagar 14
01	00	00		ACTIVIDADES CENTRALES	0.00	9,473,959.39	9,473,959.39	9,473,959.39	0.00	9,473,959.39	100.00	0.00	9,473,959.39	0.00	9,473,959.39	0.00	100.00
			0004	PROGRAMA DE ADMINISTACION FINANCIERA INTEGRADA	0.00	9,473,959.39	9,473,959.39	9,473,959.39	0.00	9,473,959.39	100.00	0.00	9,473,959.39	0.0	9,473,959.39	0.00	100.00
02	00	11		PROYECTO CENTRAL	0.00	9,690,266.51	9,690,266.51	9,690,266.51	0.00	9,690,266.51	100.00	0.00	9,690,266.51	0.00	9,690,266.51	0.00	100.00
			0001	REFORMA DE LA DMINISTRACION FINANCIERA DEL ESTAD	0.00	9,690,266.51	9,690,266.51	9,690,266.51	0.00	9,690,266.51	100.00	0.00	9,690,266.51	0.0	9,690,266.51	0.00	100.00
99	00	00		ADM. DE, ACTIVOS, PASIVOS Y TRANSFERENCIAS	0.00	44,470,000.00	44,470,000.00	44,470,000.00	0.00	44,470,000.00	100.00	0.00	44,470,000.00	0.00	44,470,000.00	0.00	100.00
			0000	ADM. DE PASIVOS, ACTIVOS Y TRANSF.	0.00	44,470,000.00	44,470,000.00	44,470,000.00	0.00	44,470,000.00	100.00	0.00	44,470,000.00	0.0	44,470,000.00	0.00	100.00
			Total Fuente:	70	0.00	63,634,225.90	63,634,225.90	63,634,225.90	0.00	63,634,225.90	300.00	0.00	63,634,225.90	0.00	63,634,225.90	0.00	300.00
			Total Dependencia:	01	9,655,091,975.25	678,545,668.60	10,333,637,643.85	10,251,456,494.46	82,181,149.39	10,242,675,627.34	1,881.04	90,962,016.51	10,241,425,690.69	1,249,936.65	10,129,347,059.00	112,078,631.69	1,834.23
			Total Capitulo :	0205	9,655,091,975.25	678,545,668.60	10,333,637,643.85	10,251,456,494.46	82,181,149.39	10,242,675,627.34	1,881.04	90,962,016.51	10,241,425,690.69	1,249,936.65	10,129,347,059.00	112,078,631.69	1,834.23
			Total:		9,655,091,975.25	678,545,668.60	10,333,637,643.85	10,251,456,494.46	82,181,149.39	10,242,675,627.34	1,881.04	90,962,016.51	10,241,425,690.69	1,249,936.65	10,129,347,059.00	112,078,631.69	1,834.23

Sistema Integrado de Gestión Financiera

Periodo: 2007

REPORTE DE EJECUCION DEL GASTO POR CAPITULO Y PROGRAMAS

Cap: 0206 Fec.Inicial: 01/01/2007 Fec.Final: 30/04/2008

Capitulo 0206
Dependencia 01
Fuente Financ 10

Prog	Sub Pry	Act	Descripcion 1	Apropiacion Original 2	Modificaciones 3	Apropiacion Vigente 4	Prevision de la Apropiacion 5	Disponible 6	Compromiso 7	% Compromiso 8	Apropiacion Disponible 9	Devengado 10	Compromiso No Devengado 11	Pagado 12	Devengado No Pagado 13	Por Pagar 14
01	00	00	ACTIVIDADES CENTRALES	5,156,890,838.00	-146,786,962.14	5,010,103,875.86	4,998,094,698.20	12,009,177.66	4,989,619,555.56	798.04	20,484,320.30	4,979,559,115.80	10,060,439.76	4,918,587,600.86	60,971,514.94	797.64
		0002	PLANIFICACION SECTORIAL Y EDUCATIVA	6,420,691.00	-3,075,280.00	3,345,411.00	1,978,620.00	1,366,791.00	1,978,620.00	100.00	1,366,791.00	1,978,620.00	0.0	1,978,620.00	0.00	100.00
		0006	DIR. Y COORDINACION DE LOS SERV. EDUCATIVOS	12,714,624.00	-11,800,000.00	914,624.00	797,360.00	117,264.00	797,360.00	100.00	117,264.00	797,360.00	0.0	797,360.00	0.00	100.00
		0008	PARTICIPACION COMUNITARIA	1,515,304.00	-1,040,364.00	474,940.00	0.00	474,940.00	0.00	0.00	474,940.00	0.00	0.0	0.00	0.00	0.00
		0003	COOPERACION TECNICA Y FINANCIERA	237,419.00	-237,419.00	0.00	0.00	0.00	0.00	0.00	0.00	0.00	0.0	0.00	0.00	0.00
		0005	GESTION ADMINISTRATIVA Y FINANCIERA	465,458,001.00	-183,382,918.70	282,075,082.30	276,019,620.80	6,055,461.50	270,821,960.80	98.12	11,253,121.50	268,848,876.11	1,973,084.7	266,406,264.08	2,442,612.03	99.09
		0004	APOYO INFORMATICO	42,523,600.00	-21,001,600.00	21,522,000.00	19,900,910.98	1,621,089.02	19,900,910.98	100.00	1,621,089.02	19,900,910.98	0.0	19,900,910.98	0.00	100.00
		0001	DIR. Y COORD. INTRA Y EXTRA SECTORIAL	3,859,086,667.00	192,409,727.47	4,051,496,394.47	4,050,105,624.10	1,390,770.37	4,046,828,141.46	99.92	4,668,253.01	4,038,740,786.39	8,087,355.1	3,980,211,883.48	58,528,902.91	98.55
		0007	ADMINISTRACION DEL RECURSO HUMANO	763,093,152.00	-114,636,938.91	648,456,213.09	647,983,511.32	472,701.77	647,983,511.32	100.00	472,701.77	647,983,511.32	0.0	647,983,511.32	0.00	100.00
		0009	COORDINACION DE CULTURA	4,092,000.00	-2,796,220.00	1,295,780.00	1,000,000.00	295,780.00	1,000,000.00	100.00	295,780.00	1,000,000.00	0.0	1,000,000.00	0.00	100.00
		0010	DIR. GENERAL DE DESCENTRALIZACION	1,749,380.00	-1,225,949.00	523,431.00	309,051.00	214,380.00	309,051.00	100.00	214,380.00	309,051.00	0.0	309,051.00	0.00	100.00
12	01	00	SERVICIOS TECNICOS PEDAGOGICOS	12,475,583.00	-7,347,988.00	5,127,595.00	4,608,305.00	519,290.00	4,608,305.00	200.00	519,290.00	4,608,305.00	0.00	4,608,305.00	0.00	200.00
		0002	EDUCACION INICIAL FORMAL	3,144,919.00	-3,144,919.00	0.00	0.00	0.00	0.00	0.00	0.00	0.00	0.0	0.00	0.00	0.00
		0001	DIRECCION Y COORDINACION	5,930,664.00	-2,203,069.00	3,727,595.00	3,496,931.00	230,664.00	3,496,931.00	100.00	230,664.00	3,496,931.00	0.0	3,496,931.00	0.00	100.00
		0003	EDUCACION INICIAL NO FORMAL	3,400,000.00	-2,000,000.00	1,400,000.00	1,111,374.00	288,626.00	1,111,374.00	100.00	288,626.00	1,111,374.00	0.0	1,111,374.00	0.00	100.00
12	01	11	SERVICIOS TECNICOS PEDAGOGICOS	72,600,000.00	0.00	72,600,000.00	72,600,000.00	0.00	72,600,000.00	100.00	0.00	72,600,000.00	0.00	72,600,000.00	0.00	100.00
		0001	PROGRAMA DE FORT. DE EDUCACION INICIAL	72,600,000.00	0.00	72,600,000.00	72,600,000.00	0.00	72,600,000.00	100.00	0.00	72,600,000.00	0.0	72,600,000.00	0.00	100.00
12	02	00	SERVICIOS TECNICOS PEDAGOGICOS	11,447,916,243.00	1,683,356,574.96	13,131,272,817.96	13,129,751,709.30	1,521,108.66	13,129,751,709.30	300.00	1,521,108.66	13,107,734,805.42	22,016,903.88	13,083,221,530.65	24,513,274.77	281.90
		0002	EDUCACION BASICA FORMAL	11,275,461,572.00	1,738,137,293.88	13,013,598,865.88	13,012,298,863.66	1,300,002.22	13,012,298,863.66	100.00	1,300,002.22	12,990,281,959.76	22,016,903.9	12,986,937,151.96	3,344,807.80	99.97
		0003	EDUCACION ESPECIAL	398,671.00	0.00	398,671.00	336,400.00	62,271.00	336,400.00	100.00	62,271.00	336,400.00	0.0	336,400.00	0.00	100.00
		0001	DIRECCION Y COORDINACION	172,056,000.00	-54,780,718.92	117,275,281.08	117,116,445.64	158,835.44	117,116,445.64	100.00	158,835.44	117,116,445.64	0.0	95,947,978.67	21,168,466.97	81.93
12	02	11	SERVICIOS TECNICOS PEDAGOGICOS	62,125,000.00	0.00	62,125,000.00	62,125,000.00	0.00	62,125,000.00	100.00	0.00	62,125,000.00	0.00	62,125,000.00	0.00	100.00
		0001	PROG. MULTIFASE P/L EQUIDAD D/L EDUC. BASICA FASE	62,125,000.00	0.00	62,125,000.00	62,125,000.00	0.00	62,125,000.00	100.00	0.00	62,125,000.00	0.0	62,125,000.00	0.00	100.00
12	02	13	SERVICIOS TECNICOS PEDAGOGICOS	0.00	11,885,290.00	11,885,290.00	11,885,290.00	0.00	11,885,290.00	100.00	0.00	11,885,290.00	0.00	11,885,290.00	0.00	100.00
		0001	PROG. DE CONSTRUCCION DE ESCUELA PARA LA EDUC. B	0.00	11,885,290.00	11,885,290.00	11,885,290.00	0.00	11,885,290.00	100.00	0.00	11,885,290.00	0.0	11,885,290.00	0.00	100.00
12	03	00	SERVICIOS TECNICOS PEDAGOGICOS	1,183,081,305.00	-960,057,975.51	223,023,329.49	217,425,136.77	5,598,192.72	217,425,136.77	300.00	5,598,192.72	217,100,136.77	325,000.00	217,100,136.77	0.00	300.00
		0004	EDUCACION TECNICA PROFESIONAL	41,903,668.00	8,475,989.37	50,379,657.37	48,974,523.03	1,405,134.34	48,974,523.03	100.00	1,405,134.34	48,974,523.03	0.0	48,974,523.03	0.00	100.00
		0002	EDUCACION MEDIA GENERAL	1,126,756,446.00	-961,133,964.88	167,622,481.12	166,740,509.74	881,971.38	166,740,509.74	100.00	881,971.38	166,415,509.74	325,000.0	166,415,509.74	0.00	100.00
		0001	DIRECCION Y COORDINACION	12,273,031.00	-7,400,000.00	4,873,031.00	1,710,104.00	3,162,927.00	1,710,104.00	100.00	3,162,927.00	1,710,104.00	0.0	1,710,104.00	0.00	100.00
		0003	EDUCACION MEDIA EN ARTES	148,160.00	0.00	148,160.00		148,160.00			148,160.00		0.0		0.00	
12	03	11	SERVICIOS TECNICOS PEDAGOGICOS	41,353,000.00	0.00	41,353,000.00	41,352,999.98	0.02	41,352,999.98	100.00	0.02	41,352,999.98	0.00	41,352,999.98	0.00	100.00
		0001	PROG. MULTIF. P/ LA MODERN. DE LA EDUC. MEDIA FASE I	41,353,000.00	0.00	41,353,000.00	41,352,999.98	0.02	41,352,999.98	100.00	0.02	41,352,999.98	0.0	41,352,999.98	0.00	100.00
12	04	00	SERVICIOS TECNICOS PEDAGOGICOS	66,300,250.00	-18,044,247.00	48,256,003.00	47,855,222.11	400,780.89	47,855,222.11	300.00	400,780.89	47,855,222.11	0.00	47,855,222.11	0.00	300.00
		0001	DIRECCION Y COORDINACION	36,440,000.00	-3,477,197.00	32,962,803.00	32,562,802.30	400,000.70	32,562,802.30	100.00	400,000.70	32,562,802.30	0.0	32,562,802.30	0.00	100.00
		0003	EDUCACION BASICA LABORAL	25,860,250.00	-14,567,050.00	11,293,200.00	11,292,419.81	780.19	11,292,419.81	100.00	780.19	11,292,419.81	0.0	11,292,419.81	0.00	100.00
		0002	EDUCACION BASICA	4,000,000.00	0.00	4,000,000.00	4,000,000.00	0.00	4,000,000.00	100.00	0.00	4,000,000.00	0.0	4,000,000.00	0.00	100.00
12	04	12	SERVICIOS TECNICOS PEDAGOGICOS	7,444,618.00	0.00	7,444,618.00	7,444,617.96	0.04	7,444,617.96	100.00	0.04	7,444,617.96	0.00	7,444,617.96	0.00	100.00
		0001	PROGRAMA DE EDUC. BASICA Y BACHILL. A DISTANCIA (PI	7,444,618.00	0.00	7,444,618.00	7,444,617.96	0.04	7,444,617.96	100.00	0.04	7,444,617.96	0.0	7,444,617.96	0.00	100.00
12	05	00	SERVICIOS TECNICOS PEDAGOGICOS	745,814,876.00	128,259,232.55	874,074,108.55	872,426,961.47	1,647,147.08	872,426,961.47	300.00	1,647,147.08	867,667,258.44	4,759,703.03	739,720,182.84	127,947,075.60	285.10
		0004	ORIENTACION Y APOYO PSICOLOGICO	243,313.00	0.00	243,313.00		243,313.00			243,313.00		0.0		0.00	
		0003	DESARROLLO DE MEDIOS Y TECNOLOGIAS EDUCATIVAS	719,363,165.00	145,349,672.55	864,712,837.55	863,309,027.19	1,403,810.36	863,309,027.19	100.00	1,403,810.36	858,549,324.16	4,759,703.0	730,602,248.56	127,947,075.60	85.10
		0001	REG., CONTROL, SUP. Y EV. DE LA EDUCACION	12,000,000.00	-10,000,000.00	2,000,000.00	2,000,000.00	0.00	2,000,000.00	100.00	0.00	2,000,000.00	0.0	2,000,000.00	0.00	100.00
		0002	DESARROLLO CURRICULAR	14,208,398.00	-7,090,440.00	7,117,958.00	7,117,934.28	23.72	7,117,934.28	100.00	23.72	7,117,934.28	0.0	7,117,934.28	0.00	100.00
12	06	00	SERVICIOS TECNICOS PEDAGOGICOS	61,000.00	0.00	61,000.00	47,361.94	13,638.06	47,361.94	100.00	13,638.06	47,361.94	0.00	47,361.94	0.00	100.00
		0001	DIRECCION Y COORDINACION	61,000.00	0.00	61,000.00	47,361.94	13,638.06	47,361.94	100.00	13,638.06	47,361.94	0.0	47,361.94	0.00	100.00
13	00	00	SERVICIOS DE BIENESTAR MAGISTERIAL Y ESTUDIANTIL	2,549,461,295.00	0.00	2,549,461,295.00	2,427,734,691.17	121,726,603.83	2,427,734,691.17	100.00	121,726,603.83	2,427,734,691.17	0.00	2,427,734,691.17	0.00	100.00
		0001	SERVICIOS DE BIENESTAL ESTUDIANTIL	2,549,461,295.00	0.00	2,549,461,295.00	2,427,734,691.17	121,726,603.83	2,427,734,691.17	100.00	121,726,603.83	2,427,734,691.17	0.0	2,427,734,691.17	0.00	100.00
98	00	00	ADMINISTRACION DE CONTRIBUCIONES ESPECIALES	1,574,539,272.00	-8,322,539.68	1,566,216,732.32	1,566,153,059.53	63,672.79	1,566,153,059.53	100.00	63,672.79	1,566,153,059.53	0.00	1,566,123,059.53	30,000.00	100.00
		0000	ADMINISTRACION DE CONTRIBUCIONES ESPECIALES	1,574,539,272.00	-8,322,539.68	1,566,216,732.32	1,566,153,059.53	63,672.79	1,566,153,059.53	100.00	63,672.79	1,566,153,059.53	0.0	1,566,123,059.53	30,000.00	100.00
		Total Fuente:	10	22,920,063,280.00	682,941,385.18	23,603,004,665.18	23,459,505,053.43	143,499,611.75	23,451,029,910.75	2,998.04	151,974,754.39	23,413,867,864.12	37,162,046.67	23,200,405,998.81	213,461,865.31	2,964.64

Fuente Financ 60

Prog	Sub Pry	Act	Descripcion 1	Apropiacion Original 2	Modificaciones 3	Apropiacion Vigente 4	Prevision de la Apropiacion 5	Disponible 6	Compromiso 7	% Compromiso 8	Apropiacion Disponible 9	Devengado 10	Compromiso No Devengado 11	Pagado 12	Devengado No Pagado 13	Por Pagar 14
12	01	11	SERVICIOS TECNICOS PEDAGOGICOS	208,236,300.00	0.00	208,236,300.00	135,158,084.47	73,078,215.53	135,158,084.47	100.00	73,078,215.53	135,158,084.47	0.00	135,158,084.47	0.00	100.00
		0001	PROGRAMA DE FORT. DE EDUCACION INICIAL	208,236,300.00	0.00	208,236,300.00	135,158,084.47	73,078,215.53	135,158,084.47	100.00	73,078,215.53	135,158,084.47	0.0	135,158,084.47	0.00	100.00

Sistema Integrado de Gestión Financiera

Periodo: 2007

REPORTE DE EJECUCION DEL GASTO POR CAPITULO Y PROGRAMAS

Cap: 0206 Fec.Inicial: 01/01/2007 Fec.Final: 30/04/2008

Capitulo 0206
Dependencia 01
Fuente Financ 60

Prog	Sub Pry	Act	Descripcion 1	Apropiacion Original 2	Modificaciones 3	Apropiación Vigente 4	Prevision de la Apropiacion 5	Disponible 6	Compromiso 7	% Compromiso 8	Apropiación Disponible 9	Devengado 10	Compromiso No Devengado 11	Pagado 12	Devengado No Pagado 13	Por Pagar 14
12	02	11	SERVICIOS TECNICOS PEDAGOGICOS	535,500,000.00	-80,000,000.00	455,500,000.00	381,167,262.12	74,332,737.88	381,167,262.12	100.00	74,332,737.88	381,167,262.12	0.00	381,167,262.12	0.00	100.00
		0001	PROG. MULTIFASE P/L EQUIDAD D/L EDUC. BASICA FASE	535,500,000.00	-80,000,000.00	455,500,000.00	381,167,262.12	74,332,737.88	381,167,262.12	100.00	74,332,737.88	381,167,262.12	0.0	381,167,262.12	0.00	100.00
12	03	11	SERVICIOS TECNICOS PEDAGOGICOS	417,497,000.00	-64,672,393.70	352,824,606.30	221,898,813.84	130,925,792.46	221,898,813.84	100.00	130,925,792.46	221,898,813.84	0.00	221,898,813.84	0.00	100.00
		0001	PROG. MULTIF. P/ LA MODERN. DE LA EDUC. MEDIA FASE I	417,497,000.00	-64,672,393.70	352,824,606.30	221,898,813.84	130,925,792.46	221,898,813.84	100.00	130,925,792.46	221,898,813.84	0.0	221,898,813.84	0.00	100.00
	Total Fuente:		60	1,161,233,300.00	-144,672,393.70	1,016,560,906.30	738,224,160.43	278,336,745.87	738,224,160.43	300.00	278,336,745.87	738,224,160.43	0.00	738,224,160.43	0.00	300.00

Fuente Financ 70

Prog	Sub Pry	Act	Descripcion 1	Apropiacion Original 2	Modificaciones 3	Apropiación Vigente 4	Prevision de la Apropiacion 5	Disponible 6	Compromiso 7	% Compromiso 8	Apropiación Disponible 9	Devengado 10	Compromiso No Devengado 11	Pagado 12	Devengado No Pagado 13	Por Pagar 14
01	00	00	ACTIVIDADES CENTRALES	0.00	488,929,000.00	488,929,000.00	65,793,818.76	423,135,181.24	65,793,818.76	100.00	423,135,181.24	65,793,818.76	0.00	65,793,818.76	0.00	100.00
		0001	DIR. Y COORD. INTRA Y EXTRA SECTORIAL	0.00	488,929,000.00	488,929,000.00	65,793,818.76	423,135,181.24	65,793,818.76	100.00	423,135,181.24	65,793,818.76	0.0	65,793,818.76	0.00	100.00
11	00	11	INFRAESTRUCTURA ESCOLAR	0.00	105,936,746.86	105,936,746.86	105,936,746.86	0.00	105,936,746.86	100.00	0.00	105,936,746.86	0.00	105,936,746.86	0.00	100.00
		0053	CONSTRUCCION DE ESCUELAS PARA LA EDUCACION BAS	0.00	105,936,746.86	105,936,746.86	105,936,746.86	0.00	105,936,746.86	100.00	0.00	105,936,746.86	0.0	105,936,746.86	0.00	100.00
12	04	12	SERVICIOS TECNICOS PEDAGOGICOS	751,500,000.00	-594,865,746.86	156,634,253.14	0.00	156,634,253.14	0.00	0.00	156,634,253.14	0.00	0.00	0.00	0.00	0.00
		0001	PROGRAMA DE EDUC. BASICA Y BACHILL. A DISTANCIA (PI	751,500,000.00	-594,865,746.86	156,634,253.14	0.00	156,634,253.14	0.00	0.00	156,634,253.14	0.00	0.0	0.00	0.00	0.00
	Total Fuente:		70	751,500,000.00	0.00	751,500,000.00	171,730,565.62	579,769,434.38	171,730,565.62	200.00	579,769,434.38	171,730,565.62	0.00	171,730,565.62	0.00	200.00
	Total Dependencia:		01	24,832,796,580.00	538,268,991.48	25,371,065,571.48	24,369,459,779.48	1,001,605,792.00	24,360,984,636.84	3,498.04	1,010,080,934.64	34,323,822,590.17	37,162,046.67	24,110,360,724.86	213,461,865.3	3,464.64
	Total Capitulo :		0206	24,832,796,580.00	538,268,991.48	25,371,065,571.48	24,369,459,779.48	1,001,605,792.00	24,360,984,636.84	3,498.04	1,010,080,934.64	34,323,822,590.17	37,162,046.67	24,110,360,724.86	213,461,865.31	3,464.64
	Total:			24,832,796,580.00	538,268,991.48	25,371,065,571.48	24,369,459,779.48	1,001,605,792.00	24,360,984,636.84	3,498.04	1,010,080,934.64	34,323,822,590.17	37,162,046.67	24,110,360,724.86	213,461,865.31	3,464.64

Sistema Integrado de Gestión Financiera

Periodo: 2007

REPORTE DE EJECUCION DEL GASTO POR CAPITULO Y PROGRAMAS

Cap: 0207 Fec.Inicial: 01/01/2007 Fec.Final: 30/04/2008

Capitulo 0207
Dependencia 01
Fuente Financ 10

Prog	Sub Pry	Act	Descripcion 1	Apropiacion Original 2	Modificaciones 3	Apropiación Vigente 4	Previsión de la Apropiación 5	Disponible 6	Compromiso 7	% Compromiso 8	Apropiación Disponible 9	Devengado 10	Compromiso No Devengado 11	Pagado 12	Devengado No Pagado 13	Por Pagar 14
01	00	00	ACTIVIDADES CENTRALES	1,179,240,525.00	149,999,999.58	1,329,240,524.58	1,329,050,135.32	190,389.26	1,325,302,703.28	299.70	3,937,821.30	1,322,433,897.08	2,868,806.20	1,241,459,667.41	80,974,229.67	290.82
		0003	GESTION ADMINISTRATIVA FINANCIERA	1,125,272,776.00	104,304,581.98	1,229,577,357.98	1,229,430,359.73	146,998.25	1,225,682,927.69	99.70	3,894,430.29	1,222,814,121.49	2,868,806.2	1,142,526,304.93	80,287,816.56	93.43
		0002	DESARROLLO Y ADMINISTRACION DEL RECURSO HUMAN	21,975,191.00	4,330,247.38	26,305,438.38	26,305,438.38	0.00	26,305,438.38	100.00	0.00	26,305,438.38	0.0	25,619,025.27	686,413.11	97.39
		0001	DIRECCION Y COORDINACION INTRA Y EXTRA SECTORIAL	31,992,558.00	41,365,170.22	73,357,728.22	73,314,337.21	43,391.01	73,314,337.21	100.00	43,391.01	73,314,337.21	0.0	73,314,337.21	0.00	100.00
02	00	11	PROYECTO CENTRAL	3,926,741.00	-3,926,741.00	0.00	0.00	0.00	0.00	0.00	0.00	0.00	0.00	0.00	0.00	0.00
		0051	MEJORAMIENTO SOSTENIDO DE LAS POBLACIONES VULNE	3,926,741.00	-3,926,741.00	0.00	0.00	0.00	0.00	0.00	0.00	0.00	0.0	0.00	0.00	0.00
02	00	12	PROYECTO CENTRAL	28,000,000.00	-1,300,000.00	26,700,000.00	26,700,000.00	0.00	26,700,000.00	100.00	0.00	26,700,000.00	0.00	26,700,000.00	0.00	100.00
		0051	PROGRA DE REFORMA Y MODERNIZACION DEL SECTOR S.	28,000,000.00	-1,300,000.00	26,700,000.00	26,700,000.00	0.00	26,700,000.00	100.00	0.00	26,700,000.00	0.0	26,700,000.00	0.00	100.00
02	00	14	PROYECTO CENTRAL	199,000,000.00	0.00	199,000,000.00	199,000,000.00	0.00	199,000,000.00	100.00	0.00	199,000,000.00	0.00	199,000,000.00	0.00	100.00
		0051	APOYO A LA REFORMA	199,000,000.00	0.00	199,000,000.00	199,000,000.00	0.00	199,000,000.00	100.00	0.00	199,000,000.00	0.0	199,000,000.00	0.00	100.00
11	00	00	RECTORIA, DIRECCION Y COORD. DEL SISTEMA NACIONAL	90,313,708.00	0.00	90,313,708.00	89,975,352.40	338,355.60	89,975,352.40	600.00	338,355.60	89,604,640.13	370,712.27	88,659,670.13	944,970.00	594.57
		0003	REGULACION, VIGILANCIA, CONTROL E INVESTIGACION DE	11,410,240.00	-329,749.02	11,080,490.98	11,080,490.46	0.52	11,080,490.46	100.00	0.52	11,080,490.46	0.0	11,080,490.46	0.00	100.00
		0002	GARANTIA DE LA CALIDAD, HABILITACION Y ACREDITACIO	15,588,859.00	3,896,103.58	19,484,962.58	19,478,275.58	6,687.00	19,478,275.58	100.00	6,687.00	19,461,875.58	16,400.0	19,461,875.58	0.00	100.00
		0006	GESTION TECNICA ADMINISTRATIVA	13,444,928.00	-3,166,111.51	10,278,816.49	10,261,571.49	17,245.00	10,261,571.49	100.00	17,245.00	9,984,766.49	276,805.0	9,984,766.49	0.00	100.00
		0005	SISTEMA DE INFORMACION Y GESTION DE TECNOLOGIA	16,770,608.00	-1,828,062.00	14,942,546.00	14,942,546.00	0.00	14,942,546.00	100.00	0.00	14,942,546.00	0.0	14,942,546.00	0.00	100.00
		0004	EVALUACION DE ACCESO Y EQUIDAD	15,497,030.00	1,305,641.77	16,802,671.77	16,802,671.77	0.00	16,802,671.77	100.00	0.00	16,725,164.50	77,507.3	16,725,164.50	0.00	100.00
		0001	PLANIFICACION SECTORIAL Y FORMULACION DE POLITICA	17,602,043.00	122,177.18	17,724,220.18	17,409,797.10	314,423.08	17,409,797.10	100.00	314,423.08	17,409,797.10	0.0	16,464,827.10	944,970.00	94.57
12	00	00	SALUD COLECTIVA	1,278,780,542.00	0.00	1,278,780,542.00	1,267,059,864.24	11,720,677.76	1,264,841,000.04	1,495.10	13,939,541.96	1,262,404,940.04	2,436,060.00	1,245,590,801.94	16,814,138.10	1,493.25
		0001	VIGILANCIA EPIDEMIOLOGICA	32,872,500.00	-86,127.63	32,786,372.37	32,755,469.90	30,902.47	32,755,469.90	100.00	30,902.47	32,749,469.90	6,000.0	32,749,469.90	0.00	100.00
		0005	PROMOCION Y CONTROL DE LA SALUD BUCAL	32,780,000.00	5,814,342.00	38,594,342.00	38,590,187.39	4,154.61	38,590,187.39	100.00	4,154.61	38,590,187.39	0.0	38,590,187.39	0.00	100.00
		0009	PROGRAMA AMPLIADO DE INMUNIZACIONES	102,901,498.00	0.00	102,901,498.00	102,892,734.11	8,763.89	102,892,734.11	100.00	8,763.89	102,892,734.11	0.0	102,439,334.11	453,400.00	99.56
		0010	PREVENCION Y CONTROL DE LA RABIA Y OTRAS ZOONOSI	16,200,000.00	-554,605.79	15,645,394.21	15,597,649.04	47,745.17	15,597,649.04	100.00	47,745.17	15,597,649.04	0.0	15,335,319.04	262,330.00	98.32
		0015	CONSEJO PRESIDENCIAL CONTRA EL SIDA (COPRESIDA)	15,991,106.00	0.00	15,991,106.00	13,422,455.42	2,568,650.58	13,060,324.91	97.30	2,930,781.09	12,948,154.91	112,170.0	12,854,818.91	93,336.00	99.28
		0013	ATENCION A LAS EMERGENCIAS Y DESASTRES	13,700,000.00	1,508,304.50	15,208,304.50	15,208,304.50	0.00	15,208,304.50	100.00	0.00	15,208,304.50	0.0	15,208,304.50	0.00	100.00
		0012	PROMOCION Y PREVENCION DE LAS ENFERMEDADES CRC	9,000,000.00	7,109,242.04	16,109,242.04	16,109,242.04	0.00	16,109,242.04	100.00	0.00	16,109,242.04	0.0	16,109,242.04	0.00	100.00
		0003	PREVENCION Y CONTROL DE ITS Y HIV/SIDA	90,987,852.00	-977,130.35	90,010,721.65	84,271,366.49	5,739,355.16	82,414,632.80	97.80	7,596,088.85	82,289,632.80	125,000.0	82,289,632.80	0.00	100.00
		0011	CONTROL Y VIGILANCIA DE RIESGOS AMBIENTALES	33,600,000.00	-506,446.00	33,093,554.00	33,093,244.70	309.30	33,093,244.70	100.00	309.30	33,093,244.70	0.0	33,093,244.70	0.00	100.00
		0007	NUTRICION	39,802,467.00	-3,866,424.00	35,936,043.00	35,936,043.00	0.00	35,936,043.00	100.00	0.00	35,936,043.00	0.0	35,936,043.00	0.00	100.00
		0008	PREVENCION Y CONTROL DE LA MALARIA, DENGUE Y OTR	85,239,863.00	-5,046,069.14	80,193,793.86	80,192,744.73	1,049.13	80,192,744.73	100.00	1,049.13	80,191,874.73	870.0	78,991,874.73	1,200,000.00	98.50
		0004	PREVENCION Y CONTROL DE LA TUBERCULOSIS	68,211,852.00	-391,810.00	67,820,042.00	67,820,042.00	0.00	67,820,042.00	100.00	0.00	66,800,042.00	1,020,000.0	66,800,042.00	0.00	100.00
		0014	GESTION TECNICA ADMINISTRATIVA	620,791,445.00	-4,314,024.71	616,477,420.29	613,270,988.85	3,206,431.44	613,270,988.85	100.00	3,206,431.44	613,198,968.85	72,020.0	598,393,896.75	14,805,072.10	97.59
		0002	PROMOCION, PREVENCION Y CONTROL DE LA MORBILIDAI	101,701,959.00	2,159,594.00	103,861,553.00	103,861,552.30	0.70	103,861,552.30	100.00	0.70	102,761,552.30	1,100,000.0	102,761,552.30	0.00	100.00
		0006	PROMOCION Y PREVENCION DE LOS TRASTORNOS MENTA	15,000,000.00	-848,844.92	14,151,155.08	14,037,839.77	113,315.31	14,037,839.77	100.00	113,315.31	14,037,839.77	0.0	14,037,839.77	0.00	100.00
12	00	11	SALUD COLECTIVA	27,310,500.00	0.00	27,310,500.00	27,310,499.00	1.00	27,310,499.00	100.00	1.00	27,310,499.00	0.00	27,310,499.00	0.00	100.00
		0001	PREVENCION Y CONTROL VIH/SIDA	27,310,500.00	0.00	27,310,500.00	27,310,499.00	1.00	27,310,499.00	100.00	1.00	27,310,499.00	0.0	27,310,499.00	0.00	100.00
12	00	12	SALUD COLECTIVA	2,857,937.00	0.00	2,857,937.00	2,857,937.00	0.00	2,857,937.00	100.00	0.00	2,857,937.00	0.00	2,857,937.00	0.00	100.00
		0051	FORTALECIMIENTO Y EJEC. DE LA FORTIFICACION ALIMEN	0.00	2,857,937.00	2,857,937.00	2,857,937.00	0.00	2,857,937.00	100.00	0.00	2,857,937.00	0.0	2,857,937.00	0.00	100.00
		0001	EVALUACION DE ALIMENTOS FORTIFICADOS CON MICRON	2,857,937.00	-2,857,937.00	0.00	0.00	0.00	0.00	0.00	0.00	0.00	0.0	0.00	0.00	0.00
12	00	23	SALUD COLECTIVA	500,000.00	0.00	500,000.00		500,000.00			500,000.00		0.00		0.00	
		0001	APOYO INTEGRAL DE PROMOCION EN SALUD Y SIDA	500,000.00	0.00	500,000.00		500,000.00			500,000.00		0.0		0.00	
13	00	11	SERVICIOS DE ATENCION A LAS PERSONAS	1,000,000.00	0.00	1,000,000.00		1,000,000.00			1,000,000.00		0.00		0.00	
		0001	DESARROLLO DE RECURSOS HUMANOS EN ENFERMERIA	1,000,000.00	0.00	1,000,000.00		1,000,000.00			1,000,000.00		0.0		0.00	
13	00	12	SERVICIOS DE ATENCION A LAS PERSONAS	3,000,000.00	0.00	3,000,000.00	3,000,000.00	0.00	3,000,000.00	100.00	0.00	3,000,000.00	0.00	3,000,000.00	0.00	100.00
		0001	FORTALECIMIENTO SERVICIO ATENCION PRIMARIA PROV.	3,000,000.00	0.00	3,000,000.00	3,000,000.00	0.00	3,000,000.00	100.00	0.00	3,000,000.00	0.0	3,000,000.00	0.00	100.00
13	00	14	SERVICIOS DE ATENCION A LAS PERSONAS	31,622,896.00	0.00	31,622,896.00		31,622,896.00			31,622,896.00		0.00		0.00	
		0001	FORTALECIMIENTO DEL TERCER NIVEL DE ATENC. CONST	31,622,896.00	0.00	31,622,896.00		31,622,896.00			31,622,896.00		0.0		0.00	
13	01	00	SERVICIOS DE ATENCION A LAS PERSONAS	440,118,142.00	-8,811,357.78	431,306,784.22	431,251,136.33	55,647.89	427,521,450.29	298.31	3,785,333.93	427,521,450.29	0.00	425,421,450.29	2,100,000.00	298.94
		0003	GESTION TECNICA ADMINISTRATIVA	197,110,321.00	533,071.98	197,643,392.98	197,643,392.42	0.56	197,643,392.42	100.00	0.56	197,643,392.42	0.0	195,543,392.42	2,100,000.00	98.94
		0002	REHABILITACION Y EQUIPAMIENTO DE LA RED NACIONAL I	228,693,708.00	-7,382,616.13	221,311,091.87	221,256,556.57	54,535.30	217,526,870.53	98.31	3,784,221.34	217,526,870.53	0.0	217,526,870.53	0.00	100.00
		0001	SERVICIOS DE COORD., SUPERV. Y CONTROL DE LA SALU	14,314,113.00	-1,961,813.63	12,352,299.37	12,351,187.34	1,112.03	12,351,187.34	100.00	1,112.03	12,351,187.34	0.0	12,351,187.34	0.00	100.00
13	02	00	SERVICIOS DE ATENCION A LAS PERSONAS	673,461,834.00	-31,742,051.44	641,719,782.56	641,717,941.00	1,841.56	641,717,941.00	300.00	1,841.56	633,823,625.88	7,894,315.12	633,823,625.88	0.00	300.00
		0003	GESTION TECNICA ADMINISTRATIVA	499,215,620.00	-32,401,128.60	466,814,491.40	466,812,649.84	1,841.56	466,812,649.84	100.00	1,841.56	466,812,649.84	0.0	466,812,649.84	0.00	100.00
		0002	PROMOCION DE LA SALUD	13,856,436.00	737,783.70	14,594,219.70	14,594,219.70	0.00	14,594,219.70	100.00	0.00	14,594,219.70	0.0	14,594,219.70	0.00	100.00
		0001	DIAGNOSTICO, ACCIONES ESPECIFICA Y TRATAMIENTO	160,389,778.00	-78,706.54	160,311,071.46	160,311,071.46	0.00	160,311,071.46	100.00	0.00	152,416,756.34	7,894,315.1	152,416,756.34	0.00	100.00
13	03	00	SERVICIOS DE ATENCION A LAS PERSONAS	9,785,477,427.00	314,518,643.27	10,099,996,070.27	10,094,027,319.22	5,968,751.05	10,093,807,191.72	600.00	6,188,878.55	10,093,525,903.57	281,888.15	9,988,190,563.20	105,334,740.37	598.64
		0006	GESTION TECNICA ADMINISTRATIVA	8,350,155,967.00	253,171,165.56	8,603,327,132.56	8,603,296,689.49	30,443.07	8,603,076,561.99	100.00	250,570.57	8,603,057,361.99	19,200.0	8,498,897,240.13	104,160,121.86	98.79

Sistema Integrado de Gestión Financiera

Periodo: 2007

REPORTE DE EJECUCION DEL GASTO POR CAPITULO Y PROGRAMAS

Cap: 0207 Fec.Inicial: 01/01/2007 Fec.Final: 30/04/2008

Capitulo 0207
Dependencia 01
Fuente Financ 10

Prog	Sub	Pry	Act	Descripcion 1	Apropiacion Original 2	Modificaciones 3	Apropiación Vigente 4	Previsión de la Apropiación 5	Disponible 6	Compromiso 7	% Compromiso 8	Apropiación Disponible 9	Devengado 10	Compromiso No Devengado 11	Pagado 12	Devengado No Pagado 13	Por Pagar 14
13	03	00		SERVICIOS DE ATENCION A LAS PERSONAS	9,785,477,427.00	314,518,643.27	10,099,996,070.27	10,094,027,319.22	5,968,751.05	10,093,807,191.72	600.00	6,188,878.55	10,093,525,303.57	281,888.15	9,988,190,563.20	105,334,740.37	598.64
			0005	APOYO DIAGNOSTICO, LABORATORIO Y BANCO DE SANGI	46,239,365.00	-3,096,427.40	43,142,937.60	43,142,937.60	0.00	43,142,937.60	100.00	0.00	43,142,937.60	0.0	43,142,937.60	0.00	100.00
			0002	SERVICIOS DE CONSULTA EXTERNA	274,205,506.00	-58,336,228.84	215,869,277.16	215,869,277.16	0.00	215,869,277.16	100.00	0.00	215,869,277.16	0.0	215,869,277.16	0.00	100.00
			0004	EDUCACION PARA LA SALUD	41,927,034.00	110,718.07	42,037,752.07	42,037,752.07	0.00	42,037,752.07	100.00	0.00	42,035,151.07	2,601.0	42,035,151.07	0.00	100.00
			0001	SERVICIOS DE HOSPITALIZACION	616,746,989.00	199,497,664.52	816,244,653.52	810,366,960.96	5,877,692.56	810,366,960.96	100.00	5,877,692.56	810,106,873.81	260,087.2	808,932,255.30	1,174,618.51	99.86
			0003	SERVICIOS DE EMERGENCIAS	456,202,566.00	-76,828,248.64	379,374,317.36	379,313,701.94	60,615.42	379,313,701.94	100.00	60,615.42	379,313,701.94	0.0	379,313,701.94	0.00	100.00
14	00	00		ASISTENCIA SOCIAL	247,149,013.00	0.00	247,149,013.00	244,507,050.77	2,641,962.23	244,507,050.77	500.00	2,641,962.23	244,285,950.77	221,100.00	244,285,950.77	0.00	500.00
			0005	APOYO EN ESPECIE	45,049,651.00	7,477,830.21	52,527,481.21	52,526,734.66	746.55	52,526,734.66	100.00	746.55	52,305,634.66	221,100.0	52,305,634.66	0.00	100.00
			0004	APOYO ECONOMICO A GRUPOS VULNERABLES	21,666,400.00	2,675,600.00	24,342,000.00	24,342,000.00	0.00	24,342,000.00	100.00	0.00	24,342,000.00	0.0	24,342,000.00	0.00	100.00
			0001	ATENCION AL MENOR	34,118,190.00	-252,430.25	33,865,759.75	32,765,759.75	1,100,000.00	32,765,759.75	100.00	1,100,000.00	32,765,759.75	0.0	32,765,759.75	0.00	100.00
			0003	GESTION TECNICA ADMINISTRATIVA	28,159,694.00	-1,431,696.38	26,727,997.62	26,633,510.01	94,487.61	26,633,510.01	100.00	94,487.61	26,633,510.01	0.0	26,633,510.01	0.00	100.00
			0002	ATENCION AL ENVEJECIENTE	118,155,078.00	-8,469,303.58	109,685,774.42	108,239,046.35	1,446,728.07	108,239,046.35	100.00	1,446,728.07	108,239,046.35	0.0	108,239,046.35	0.00	100.00
98	00	00		ADMINISTRACION DE CONTRIBUCIONES ESPECIALES	992,393,071.00	12,504,456.00	1,004,897,527.00	1,004,874,378.97	23,148.03	1,004,874,378.97	100.00	23,148.03	1,004,874,378.97	0.00	1,004,438,849.60	435,529.37	99.96
			0000	ADMINISTRACION DE CONTRIBUCIONES ESPECIALES	992,393,071.00	12,504,456.00	1,004,897,527.00	1,004,874,378.97	23,148.03	1,004,874,378.97	100.00	23,148.03	1,004,874,378.97	0.0	1,004,438,849.60	435,529.37	99.96
99	00	00		ADM.DE ACTIVOS, PASIVOS Y TRANSFERENCIAS	5,123,480,042.00	1,727,837,301.00	6,851,317,343.00	6,850,664,675.11	652,667.89	6,850,664,675.11	100.00	652,667.89	6,850,664,675.11	0.00	6,850,664,675.11	0.00	100.00
			0000	ADM. DE ACTIVO, PASIVOS Y TRANSFERENCIAS	5,123,480,042.00	1,727,837,301.00	6,851,317,343.00	6,850,664,675.11	652,667.89	6,850,664,675.11	100.00	652,667.89	6,850,664,675.11	0.0	6,850,664,675.11	0.00	100.00
		Total Fuente:		10	20,107,632,378.00	2,159,080,249.63	22,266,712,627.63	22,211,996,289.36	54,716,338.27	22,202,080,179.59	4,793.11	64,632,448.05	22,188,007,297.84	14,072,881.74	21,981,403,690.39	206,603,607.51	4,776.18

Fuente Financ 60

Prog	Sub	Pry	Act	Descripcion 1	Apropiacion Original 2	Modificaciones 3	Apropiación Vigente 4	Previsión de la Apropiación 5	Disponible 6	Compromiso 7	% Compromiso 8	Apropiación Disponible 9	Devengado 10	Compromiso No Devengado 11	Pagado 12	Devengado No Pagado 13	Por Pagar 14
02	00	12		PROYECTO CENTRAL	0.00	157,513.33	157,513.33	157,513.33	0.00	157,513.33	100.00	0.00	157,513.33	0.00	157,513.33	0.00	100.00
			0051	PROGRA DE REFORMA Y MODERNIZACION DEL SECTOR S.	0.00	157,513.33	157,513.33	157,513.33	0.00	157,513.33	100.00	0.00	157,513.33	0.0	157,513.33	0.00	100.00
02	00	14		PROYECTO CENTRAL	497,000,000.00	-102,889,555.29	394,110,444.71	394,110,443.79	0.92	394,110,443.79	100.00	0.92	394,110,443.79	0.00	394,110,443.79	0.00	100.00
			0051	APOYO A LA REFORMA	497,000,000.00	-102,889,555.29	394,110,444.71	394,110,443.79	0.92	394,110,443.79	100.00	0.92	394,110,443.79	0.0	394,110,443.79	0.00	100.00
12	00	11		SALUD COLECTIVA	376,039,359.00	-110,276,851.33	265,762,507.67	265,762,494.67	13.00	265,762,494.67	100.00	13.00	265,762,494.67	0.00	265,762,494.67	0.00	100.00
			0001	PREVENCION Y CONTROL VIH/SIDA	376,039,359.00	-110,276,851.33	265,762,507.67	265,762,494.67	13.00	265,762,494.67	100.00	13.00	265,762,494.67	0.0	265,762,494.67	0.00	100.00
13	00	14		SERVICIOS DE ATENCION A LAS PERSONAS	145,921,456.60	-145,921,456.60	0.00	0.00	0.00	0.00	0.00	0.00	0.00	0.00	0.00	0.00	0.00
			0001	FORTALECIMIENTO DEL TERCER NIVEL DE ATENC. CONST	145,921,456.60	-145,921,456.60	0.00	0.00	0.00	0.00	0.00	0.00	0.00	0.0	0.00	0.00	0.00
13	00	22		SERVICIOS DE ATENCION A LAS PERSONAS	71,000,000.00	-71,000,000.00	0.00	0.00	0.00	0.00	0.00	0.00	0.00	0.00	0.00	0.00	0.00
			0051	CENTRO DE TRUMATOLOGIA CIUDAD SALUD	71,000,000.00	-71,000,000.00	0.00	0.00	0.00	0.00	0.00	0.00	0.00	0.0	0.00	0.00	0.00
99	00	00		ADM.DE ACTIVOS, PASIVOS Y TRANSFERENCIAS	2,472,062,451.00	1,207,016,641.74	3,679,079,092.74	3,408,588,097.73	270,490,995.01	3,408,588,097.73	100.00	270,490,995.01	3,408,588,097.73	0.00	3,408,588,097.73	0.00	100.00
			0000	ADM. DE ACTIVO, PASIVOS Y TRANSFERENCIAS	2,472,062,451.00	1,207,016,641.74	3,679,079,092.74	3,408,588,097.73	270,490,995.01	3,408,588,097.73	100.00	270,490,995.01	3,408,588,097.73	0.0	3,408,588,097.73	0.00	100.00
		Total Fuente:		60	3,562,023,266.60	777,086,291.85	4,339,109,558.45	4,068,618,549.52	270,491,008.93	4,068,618,549.52	400.00	270,491,008.93	4,068,618,549.52	0.00	4,068,618,549.52	0.00	400.00

Fuente Financ 70

Prog	Sub	Pry	Act	Descripcion 1	Apropiacion Original 2	Modificaciones 3	Apropiación Vigente 4	Previsión de la Apropiación 5	Disponible 6	Compromiso 7	% Compromiso 8	Apropiación Disponible 9	Devengado 10	Compromiso No Devengado 11	Pagado 12	Devengado No Pagado 13	Por Pagar 14
02	00	11		PROYECTO CENTRAL	75,762,500.00	-75,762,500.00	0.00	0.00	0.00	0.00	0.00	0.00	0.00	0.00	0.00	0.00	0.00
			0051	MEJORAMIENTO SOSTENIDO DE LAS POBLACIONES VULNE	75,762,500.00	-75,762,500.00	0.00	0.00	0.00	0.00	0.00	0.00	0.00	0.0	0.00	0.00	0.00
11	00	12		RECTORIA, DIRECCION Y COORD. DEL SISTEMA NACIONAL	18,389,000.00	0.00	18,389,000.00	0.00	18,389,000.00	0.00	0.00	18,389,000.00	0.00	0.00	0.00	0.00	0.00
			0001	APOYO AL PROGRAMA NAC. DE SALUD ESCOLAR, ESCUEL	18,389,000.00	0.00	18,389,000.00	0.00	18,389,000.00	0.00	0.00	18,389,000.00	0.00	0.0	0.00	0.00	0.00
12	00	00		SALUD COLECTIVA	0.00	60.00	60.00	0.00	60.00	0.00	0.00	60.00	0.00	0.00	0.00	0.00	0.00
			0002	PROMOCION, PREVENCION Y CONTROL DE LA MORBILIDAI	0.00	60.00	60.00	0.00	60.00	0.00	0.00	60.00	0.00	0.0	0.00	0.00	0.00
			0003	PREVENCION Y CONTROL DE ITS Y HIV/SIDA	0.00	0.00	0.00	0.00	0.00	0.00	0.00	0.00	0.00	0.0	0.00	0.00	0.00
			0014	GESTION TECNICA ADMINISTRATIVA	0.00	0.00	0.00	0.00	0.00	0.00	0.00	0.00	0.00	0.0	0.00	0.00	0.00
			0009	PROGRAMA AMPLIADO DE INMUNIZACIONES	0.00	0.00	0.00	0.00	0.00	0.00	0.00	0.00	0.00	0.0	0.00	0.00	0.00
			0008	PREVENCION Y CONTROL DE LA MALARIA, DENGUE Y OTR	0.00	0.00	0.00	0.00	0.00	0.00	0.00	0.00	0.00	0.0	0.00	0.00	0.00
			0004	PREVENCION Y CONTROL DE LA TUBERCULOSIS	0.00	0.00	0.00	0.00	0.00	0.00	0.00	0.00	0.00	0.0	0.00	0.00	0.00
			0010	PREVENCION Y CONTROL DE LA RABIA Y OTRAS ZOONOSI	0.00	0.00	0.00	0.00	0.00	0.00	0.00	0.00	0.00	0.0	0.00	0.00	0.00
12	00	12		SALUD COLECTIVA	25,984,868.00	-10,547,200.95	15,437,667.05	5,653,006.57	9,784,660.48	5,653,006.57	200.00	9,784,660.48	5,653,006.57	0.00	5,653,006.57	0.00	200.00
			0051	FORTALECIMIENTO Y EJEC. DE LA FORTIFICACION ALIMEN	0.00	5,651,230.05	5,651,230.05	5,651,230.05	0.00	5,651,230.05	100.00	0.00	5,651,230.05	0.0	5,651,230.05	0.00	100.00
			0001	EVALUACION DE ALIMENTOS FORTIFICADOS CON MICRON	25,984,868.00	-16,198,431.00	9,786,437.00	1,776.52	9,784,660.48	1,776.52	100.00	9,784,660.48	1,776.52	0.0	1,776.52	0.00	100.00
12	00	16		SALUD COLECTIVA	3,600,000.00	-3,600,000.00	0.00	0.00	0.00	0.00	0.00	0.00	0.00	0.00	0.00	0.00	0.00
			0001	DISEÑO DEL MAPA DEL HAMBRE Y LA DESNUTRICION EN L	3,600,000.00	-3,600,000.00	0.00	0.00	0.00	0.00	0.00	0.00	0.00	0.0	0.00	0.00	0.00
12	00	18		SALUD COLECTIVA	428,073,184.00	-1,110,702.18	426,962,481.82	423,353,085.81	3,609,396.01	423,353,085.81	100.00	3,609,396.01	423,353,085.81	0.00	423,353,085.81	0.00	100.00
			0001	RESPUESTA NACIONAL FRENTE AL VIH/SIDA	428,073,184.00	-1,110,702.18	426,962,481.82	423,353,085.81	3,609,396.01	423,353,085.81	100.00	3,609,396.01	423,353,085.81	0.0	423,353,085.81	0.00	100.00

Sistema Integrado de Gestión Financiera

Periodo: 2007

REPORTE DE EJECUCION DEL GASTO POR CAPITULO Y PROGRAMAS

Cap: 0207 Fec.Inicial: 01/01/2007 Fec.Final: 30/04/2008

Capitulo 0207
Dependencia 01
Fuente Financ 70

Prog	Sub	Pry	Act	Descripcion 1	Apropiacion Original 2	Modificaciones 3	Apropiación Vigente 4	Previsión de la Apropiación 5	Disponible 6	Compromiso 7	% Compromiso 8	Apropiación Disponible 9	Devengado 10	Compromiso No Devengado 11	Pagado 12	Devengado No Pagado 13	Por Pagar 14
12	00	24		SALUD COLECTIVA	30,605,007.00	-30,605,007.00	0.00	0.00	0.00	0.00	0.00	0.00	0.00	0.00	0.00	0.00	0.00
			0051	REPARACION Y MANTENIMIENTO DE ESTABLECIMIENTOS [	30,605,007.00	-30,605,007.00	0.00	0.00	0.00	0.00	0.00	0.00	0.00	0.0	0.00	0.00	0.00
13	00	11		SERVICIOS DE ATENCION A LAS PERSONAS	1,785,500.00	0.00	1,785,500.00		1,785,500.00			1,785,500.00		0.00		0.00	
			0001	DESARROLLO DE RECURSOS HUMANOS EN ENFERMERIA	1,785,500.00	0.00	1,785,500.00		1,785,500.00			1,785,500.00		0.0		0.00	
13	00	12		SERVICIOS DE ATENCION A LAS PERSONAS	30,400,362.00	0.00	30,400,362.00		30,400,362.00			30,400,362.00		0.00		0.00	
			0001	FORTALECIMIENTO SERVICIO ATENCION PRIMARIA PROV.	30,400,362.00	0.00	30,400,362.00		30,400,362.00			30,400,362.00		0.0		0.00	
13	00	18		SERVICIOS DE ATENCION A LAS PERSONAS	27,000,000.00	0.00	27,000,000.00		27,000,000.00			27,000,000.00		0.00		0.00	
			0001	CONST. HABILITACION Y EQUIPAMIENTO LABORATORIO DE	27,000,000.00	0.00	27,000,000.00		27,000,000.00			27,000,000.00		0.0		0.00	
13	01	00		SERVICIOS DE ATENCION A LAS PERSONAS	0.00	125,906,423.04	125,906,423.04	125,906,423.04	0.00	125,906,423.04	100.00	0.00	125,906,423.04	0.00	125,906,423.04	0.00	100.00
			0002	REHABILITACION Y EQUIPAMIENTO DE LA RED NACIONAL [	0.00	125,906,423.04	125,906,423.04	125,906,423.04	0.00	125,906,423.04	100.00	0.00	125,906,423.04	0.0	125,906,423.04	0.00	100.00
13	01	15		SERVICIOS DE ATENCION A LAS PERSONAS	25,314,968.00	0.00	25,314,968.00		25,314,968.00			25,314,968.00		0.00		0.00	
			0001	EQUIPAMIENTO DEL CENTRO DE SALUD DE GALVAN	25,314,968.00	0.00	25,314,968.00		25,314,968.00			25,314,968.00		0.0		0.00	
13	01	16		SERVICIOS DE ATENCION A LAS PERSONAS	4,657,959.00	-4,281,072.91	376,886.09	0.00	376,886.09	0.00	0.00	376,886.09	0.00	0.00	0.00	0.00	0.00
			0001	CURSO INTERNACIONAL DE DIAGNOSTICO POR IMAGENES	4,657,959.00	-4,281,072.91	376,886.09	0.00	376,886.09	0.00	0.00	376,886.09	0.00	0.0	0.00	0.00	0.00
99	00	00		ADM.DE ACTIVOS, PASIVOS Y TRANSFERENCIAS	687,835,308.00	0.00	687,835,308.00		687,835,308.00			687,835,308.00		0.00		0.00	
			0000	ADM. DE ACTIVO, PASIVOS Y TRANSFERENCIAS	687,835,308.00	0.00	687,835,308.00		687,835,308.00			687,835,308.00		0.0		0.00	
	Total Fuente:			70	1,359,408,656.00	0.00	1,359,408,656.00	554,912,515.42	804,496,140.58	554,912,515.42	400.00	804,496,140.58	554,912,515.42	0.00	554,912,515.42	0.00	400.00
	Total Dependencia:			01	25,029,064,300.60	2,936,166,541.48	27,965,230,842.08	26,835,527,354.30	1,129,703,487.78	26,825,611,244.52	5,593.11	1,139,619,597.56	26,811,538,362.78	14,072,881.74	26,604,934,755.27	206,603,607.5	5,576.18
	Total Capitulo :			0207	25,029,064,300.60	2,936,166,541.48	27,965,230,842.08	26,835,527,354.30	1,129,703,487.78	26,825,611,244.52	5,593.11	1,139,619,597.56	26,811,538,362.78	14,072,881.74	26,604,934,755.27	206,603,607.51	5,576.18
	Total:				25,029,064,300.60	2,936,166,541.48	27,965,230,842.08	26,835,527,354.30	1,129,703,487.78	26,825,611,244.52	5,593.11	1,139,619,597.56	26,811,538,362.78	14,072,881.74	26,604,934,755.27	206,603,607.51	5,576.18

Sistema Integrado de Gestión Financiera

Periodo: 2007

REPORTE DE EJECUCION DEL GASTO POR CAPITULO Y PROGRAMAS

Cap: 0208 Fec.Inicial: 01/01/2007 Fec.Final: 30/04/2008

Capitulo 0208
Dependencia 01
Fuente Financ 10

Prog	Sub Pry	Act	Descripcion 1	Apropiacion Original 2	Modificaciones 3	Apropiación Vigente 4	Previsión de la Apropiación 5	Disponible 6	Compromiso 7	% Compromiso 8	Apropiación Disponible 9	Devengado 10	Compromiso No Devengado 11	Pagado 12	Devengado No Pagado 13	Por Pagar 14
01	00	00	ACTIVIDADES CENTRALES	583,944,363.00	-4,700,000.00	579,244,363.00	579,144,652.70	99,710.30	578,950,972.70	199.90	293,390.30	578,397,080.74	553,891.96	571,296,250.13	7,100,830.61	197.40
		0002	ADMINISTRACION Y FINANZAS	170,413,498.00	9,168,206.80	179,581,704.80	179,482,019.16	99,685.64	179,306,939.16	99.90	274,765.64	179,138,939.16	168,000.0	176,477,243.37	2,661,695.79	98.51
		0001	DIRECCION Y COORDINACION	413,530,865.00	-13,868,206.80	399,662,658.20	399,662,633.54	24.66	399,644,033.54	100.00	18,624.66	399,258,141.58	385,892.0	394,819,006.76	4,439,134.82	98.89
11	00	00	FOMENTO Y DES. DEL DEPORTE	243,347,704.00	-8,000,000.00	235,347,704.00	234,893,975.27	453,728.73	233,916,067.32	199.09	1,431,636.68	233,916,057.31	10.01	231,602,609.32	2,313,447.99	197.83
		0003	SERVICIOS DE ORGANIZACION DE EVENTOS DEPORTIVOS	93,034,959.00	4,793,111.25	97,828,070.25	97,374,341.52	453,728.73	96,713,753.45	99.32	1,114,316.76	96,713,753.45	0.0	95,119,585.26	1,594,168.23	98.35
		0004	FOMENTO DE LAS RELS. DEPORTIVAS INTERINST., NAC. E	600,184.00	-600,184.00	0.00	0.00	0.00	0.00	0.00	0.00	0.00	0.0	0.00	0.00	0.00
		0002	ASISTENCIA ATLETAS DE ALTO RENDIMIENTO Y NUEVOS V	149,712,561.00	-12,192,927.25	137,519,633.75	137,519,633.75	0.00	137,202,313.83	99.77	317,319.92	137,202,303.82	10.0	136,483,024.06	719,279.76	99.48
12	00	00	SERVICIOS DE ASISTENCIA TECNICA	33,617,764.00	-12,000,000.00	21,617,764.00	21,558,845.07	58,918.93	21,558,845.07	300.00	58,918.93	21,558,845.07	0.00	20,992,704.10	566,140.97	295.53
		0001	DIRECCION Y COORDINACION	6,856,825.00	2,055,161.27	8,911,986.27	8,853,113.08	58,873.19	8,853,113.08	100.00	58,873.19	8,853,113.08	0.0	8,853,113.08	0.00	100.00
		0002	MEDICINA DEPORTIVA	68,791.00	-22,541.00	46,250.00	46,250.00	0.00	46,250.00	100.00	0.00	46,250.00	0.0	46,250.00	0.00	100.00
		0003	CAPACITACION DEPORTIVA	26,692,148.00	-14,032,620.27	12,659,527.73	12,659,481.95	45.74	12,659,481.95	100.00	45.74	12,659,481.95	0.0	12,093,341.02	566,140.97	95.53
13	00	00	FOMENTO DE LA RECREACION	11,233,988.00	-1,000,000.00	10,233,988.00	10,226,163.52	7,824.48	10,226,163.52	200.00	7,824.48	10,030,123.52	196,040.00	8,189,361.24	1,840,762.28	179.34
		0003	SERVICIO DE RECREACION ESPECIAL	2,050,000.00	-734,416.42	1,315,583.58	1,315,583.58	0.00	1,315,583.58	100.00	0.00	1,119,543.58	196,040.0	1,119,543.58	0.00	100.00
		0002	SERVICIO DE RECREACION COMUNITARIA Y LIBRE	72,036.00	-72,036.00	0.00	0.00	0.00	0.00	0.00	0.00	0.00	0.0	0.00	0.00	0.00
		0001	DIRECCION Y COORDINACION	9,111,952.00	-193,547.58	8,918,404.42	8,910,579.94	7,824.48	8,910,579.94	100.00	7,824.48	8,910,579.94	0.0	7,069,817.66	1,840,762.28	79.34
14	00	00	ADMINISTRACION, MANT. Y CONSTRUCCION DE INST. DEP(	4,285,000.00	306,063,401.62	310,348,401.62	310,303,773.53	44,628.09	310,303,773.53	200.00	44,628.09	269,923,219.91	40,380,553.62	267,158,363.35	2,764,856.56	178.25
		0001	DIRECCION Y COORDINACION	0.00	44,254,558.89	44,254,558.89	44,254,558.89	0.00	44,254,558.89	100.00	0.00	4,256,805.27	39,997,753.6	3,360,715.35	896,089.92	78.95
		0002	ADMINISTRACIÓN Y MANTENIMIENTO DE INSTS. DEPORTI\	4,285,000.00	261,808,842.73	266,093,842.73	266,049,214.64	44,628.09	266,049,214.64	100.00	44,628.09	265,666,414.64	382,800.0	263,797,648.00	1,868,766.64	99.30
14	00	11	ADMINISTRACION, MANT. Y CONSTRUCCION DE INST. DEP(	29,479,796.00	-5,301,594.98	24,178,201.02	22,801,277.38	1,376,923.64	22,392,650.03	945.79	1,785,550.99	22,392,649.53	0.50	19,550,693.89	2,841,955.64	801.86
		0075	CONST. PABELLON LAV. DE PESAS, SPM	25,645,930.00	-6,513,334.06	19,132,595.94	19,132,595.39	0.55	19,132,595.39	100.00	0.55	19,132,595.39	0.0	16,868,643.57	2,263,951.82	88.17
		0076	PLAY DE SOFTBALL, LA TORONJA HATO MAYOR	624,017.00	0.00	624,017.00	402,735.00	221,282.00	402,734.48	100.00	221,282.52	402,734.48	0.0	168,673.54	234,060.94	41.88
		0077	PLAY SANTIAGO MENDEZ, SANCHEZ, SAMANA	802,932.00	0.00	802,932.00	801,871.00	1,061.00	801,870.36	100.00	1,061.64	801,869.86	0.5	801,869.86	0.00	100.00
		0079	Reconstrucción Play Basseball Las Yayas, Azua	0.00	558,550.26	558,550.26	0.00	558,550.26	0.00	0.00	558,550.26	0.00	0.0	0.00	0.00	0.00
		0081	Reparación Play de Cevicos, Cotuí	0.00	753,849.55	753,849.55	753,849.55	0.00	345,224.95	45.79	408,624.60	345,224.95	0.0	175,668.22	169,556.73	50.89
		0080	Reparación Cancha Las Yayas Arriba, Azua	0.00	0.00	0.00	0.00	0.00	0.00	0.00	0.00	0.00	0.0	0.00	0.00	0.00
		0070	CONST. CANCHA MIXTA INSTITUTO BIBLICO CENTRAL DE L	988,150.00	-100,000.00	888,150.00	858,465.00	29,685.00	858,464.35	100.00	29,685.65	858,464.35	0.0	738,849.08	119,615.27	86.07
		0074	CONST. CANCHA MUNICIPAL, CABRERA, MARIA TRINIDAD S	293,072.00	0.00	293,072.00	84,079.00	208,993.00	84,078.17	100.00	208,993.83	84,078.17	0.0	29,307.29	54,770.88	34.86
		0073	CONST. CANCHA MIXTA KM. 15 HATO MAYOR	376,139.00	-122,649.49	253,489.51	200,687.22	52,802.29	200,687.11	100.00	52,802.40	200,687.11	0.0	200,687.11	0.00	100.00
		0071	CONST. MEDIA CANCHA BALONCESTO Y JUEGOS INFANTIL	229,665.00	0.00	229,665.00	229,665.00	0.00	229,665.00	100.00	0.00	229,665.00	0.0	229,665.00	0.00	100.00
		0078	TERMINACION PLAY, DON PEDRO MESINA, 2DA PARTE, EL	240,256.00	122,649.49	362,905.49	58,355.95	304,549.54	58,355.95	100.00	304,549.54	58,355.95	0.0	58,355.95	0.00	100.00
		0072	CONST. CANCHA MIXTA EL PEDREGAL, SANTO DGO	279,635.00	-660.73	278,974.27	278,974.27	0.00	278,974.27	100.00	0.00	278,974.27	0.0	278,974.27	0.00	100.00
14	00	17	ADMINISTRACION, MANT. Y CONSTRUCCION DE INST. DEP(	69,102,579.00	-6,140,196.64	62,962,382.36	57,660,022.09	5,302,360.27	54,556,160.27	8,274.60	8,406,222.09	52,668,632.87	1,887,527.40	48,775,295.27	3,893,337.60	7,929.78
		0154	Rep. de Cancha Mixta Escuela España (Club Los Pioneros) Parb	0.00	413,721.00	413,721.00	413,720.71	0.29	382,126.17	92.36	31,594.83	382,126.17	0.0	382,126.17	0.00	100.00
		0152	Reparación Club Rafael Leonidas Solano, Guachupita	0.00	755,507.00	755,507.00	755,423.02	83.98	684,590.28	90.62	70,916.72	684,590.28	0.0	684,590.28	0.00	100.00
		0054	REPARACION PLAY DE BASEBALL, LIGA CANELO, CAMBITA	4,063,140.00	0.00	4,063,140.00	3,335,771.00	727,369.00	3,298,392.89	98.88	764,747.11	3,298,392.89	0.0	2,744,435.48	553,957.41	83.21
		0147	Reparación Cancha Politécnico Nuestra Señora Del Carmen	0.00	123,140.00	123,140.00	123,140.00	0.00	118,440.00	96.18	4,700.00	118,440.00	0.0	118,440.00	0.00	100.00
		0162	Acondicionamiento Oficina Sub-Secretario de Estado, Santo Dom	0.00	40,709.92	40,709.92	40,709.92	0.00	37,515.53	92.15	3,194.39	37,515.53	0.0	37,515.53	0.00	100.00
		0126	REPARACION PLAY LA CRUZ, MUNICIPIO NAGUA, MARIA TR	676,180.00	-23,913.71	652,266.29	556,588.66	95,677.63	556,588.66	100.00	95,677.63	556,588.66	0.0	556,588.66	0.00	100.00
		0139	Reparación Club Oscar Santana	0.00	223,931.00	223,931.00	214,864.04	9,066.96	173,778.90	80.88	50,152.10	173,778.90	0.0	173,778.90	0.00	100.00
		0122	REPARACION PLAY DE SOFTBALL ROBERTO PEREZ, PARTI	1,222,922.00	-300,000.00	922,922.00	921,946.19	975.81	921,946.19	100.00	975.81	921,946.19	0.0	802,685.58	119,260.61	87.06
		0053	RECONSTRUCCION PLAY DE BASEBALL, RIO ARRIBA, BAN	4,794,023.00	0.00	4,794,023.00	4,776,022.59	18,000.41	4,776,022.59	100.00	18,000.41	4,776,022.59	0.0	4,484,539.03	291,483.56	93.90
		0117	REPARACION PLAY DE BASEBALL DON PEDRO MESSINA, E	213,522.00	0.00	213,522.00	47,060.78	166,461.22	47,060.78	100.00	166,461.22	47,060.78	0.0	47,060.78	0.00	100.00
		0105	REPARACION MEDIA CANCHA MIXTA EN BARRIO, AFUERA,	279,573.00	0.00	279,573.00	279,573.00	0.00	0.00	0.00	279,573.00	0.00	0.0	0.00	0.00	0.00
		0078	REPARACION CANCHA MIXTA INGENIO PORVENIL, SPM	543,034.00	-72,672.20	470,361.80	470,361.80	0.00	470,361.80	100.00	0.00	470,361.80	0.0	470,361.80	0.00	100.00
		0153	Reparación Casa Club Bomberito (Parte II)	0.00	665,566.00	665,566.00	665,566.00	0.00	460,732.53	69.22	204,833.47	460,732.53	0.0	193,162.09	267,570.44	41.92
		0141	Club Boxeo Hilario Nivar (Parte II)	0.00	181,503.00	181,503.00	181,502.95	0.05	157,101.84	86.56	24,401.16	157,101.84	0.0	157,101.84	0.00	100.00
		0129	REMODELACION Y REPARACION CANCHA ESC. PROF. JUAI	252,844.00	-252,844.00	0.00	0.00	0.00	0.00	0.00	0.00	0.00	0.0	0.00	0.00	0.00
		0082	REPARACION CANCHA MIXTA, BATEY CAMPIRIA, RAMON S.	196,274.00	0.00	196,274.00	196,274.00	0.00	0.00	0.00	196,274.00	0.00	0.0	0.00	0.00	0.00
		0165	Reparación Obras Barrio Seguro	0.00	219,015.31	219,015.31	0.00	219,015.31	0.00	0.00	219,015.31	0.00	0.0	0.00	0.00	0.00
		0111	REPARACION PLAY, BATEY EXPERIMENTAL, ING. CONSUEL	47,142.00	-47,142.00	0.00	0.00	0.00	0.00	0.00	0.00	0.00	0.0	0.00	0.00	0.00
		0084	REPARACION CANCHA MIXTA, COMUNIDAD HICANO BLANC	52,053.00	-52,053.00	0.00	0.00	0.00	0.00	0.00	0.00	0.00	0.0	0.00	0.00	0.00
		0110	REPARACION PLAY BATEY DEL SOCO, SPM	215,175.00	-215,175.00	0.00	0.00	0.00	0.00	0.00	0.00	0.00	0.0	0.00	0.00	0.00
		0099	REPARACION DEL POLIDEPORTIVO DE MOCA	211,700.00	-211,700.00	0.00	0.00	0.00	0.00	0.00	0.00	0.00	0.0	0.00	0.00	0.00
		0164	Casa Club Los Compadres, Barrio Los Guandules, D. N.	0.00	19,188.81	19,188.81	0.00	19,188.81	0.00	0.00	19,188.81	0.00	0.0	0.00	0.00	0.00
		0140	Reparación Cancha Club Los Compadres	0.00	73,707.00	73,707.00	73,707.00	0.00	67,423.86	91.48	6,283.14	67,423.86	0.0	67,423.86	0.00	100.00
		0101	REPARACION DE GRADERIA DE LA PISTA DE ATLETISMO, S	1,454,757.00	-1,454,757.00	0.00	0.00	0.00	0.00	0.00	0.00	0.00	0.0	0.00	0.00	0.00

Sistema Integrado de Gestión Financiera

Periodo: 2007

REPORTE DE EJECUCION DEL GASTO POR CAPITULO Y PROGRAMAS

Cap: 0208 Fec.Inicial: 01/01/2007 Fec.Final: 30/04/2008

Capitulo 0208
Dependencia 01
Fuente Financ 10

Prog	Sub Pry	Act	Descripcion 1	Apropiacion Original 2	Modificaciones 3	Apropiación Vigente 4	Previsión de la Apropiación 5	Disponible 6	Compromiso 7	% Compromiso 8	Apropiación Disponible 9	Devengado 10	Compromiso No Devengado 11	Pagado 12	Devengado No Pagado 13	Por Pagar 14
14	00	17	ADMINISTRACION, MANT. Y CONSTRUCCION DE INST. DEP(	69,102,579.00	-6,140,196.64	62,962,382.36	57,660,022.09	5,302,360.27	54,556,160.27	8,274.60	8,406,222.09	52,668,632.87	1,887,527.40	48,775,295.27	3,893,337.60	7,929.78
		0075	REPARACION CANCHA MIXTA EL BRISAL, ANDRES BOCA CI	73,110.00	-73,110.00	0.00	0.00	0.00	0.00	0.00	0.00	0.00	0.0	0.00	0.00	0.00
		0073	REPARACION CANCHA MIXTA DEL CAMPO DE AVIACION EN	292,464.00	-222,236.06	70,227.94	29,246.40	40,981.54	29,246.40	100.00	40,981.54	29,246.40	0.0	29,246.40	0.00	100.00
		0068	REPARACION CANCHA EL AGUATE, AYUNTAMIENTO MUNIF	483,138.00	0.00	483,138.00	300,994.56	182,143.44	300,994.56	100.00	182,143.44	300,994.56	0.0	300,994.56	0.00	100.00
		0074	REPARACION CANCHA MIXTA DOÑA JULIA, MUNICIPIO CAE	467,172.00	-318,970.13	148,201.87	148,201.87	0.00	148,201.87	100.00	0.00	148,201.87	0.0	148,201.87	0.00	100.00
		0113	REPARACION PLAY BASEBALL, MUNICIPIO ARENOSO, VILL/	648,259.00	0.00	648,259.00	648,259.00	0.00	598,783.36	92.37	49,475.64	598,783.36	0.0	598,783.36	0.00	100.00
		0102	REPARACION INSTALACIONES CLUB DEPORTIVO Y CULTUI	54,026.00	0.00	54,026.00	9,027.29	44,998.71	9,027.29	100.00	44,998.71	9,027.29	0.0	9,027.29	0.00	100.00
		0100	REPARACION ESTADIO DE BASEBALL, SAN JOSE DE OCOA	542,008.00	0.00	542,008.00	419,168.05	122,839.95	419,168.05	100.00	122,839.95	419,168.05	0.0	141,034.43	278,133.62	33.65
		0116	REPARACION PLAY DE BASEBALL, SAMANA DE NISSIBON, I	1,321,160.00	-1,321,160.00	0.00	0.00	0.00	0.00	0.00	0.00	0.00	0.0	0.00	0.00	0.00
		0133	Adicional Reparación Cancha Mixta Los Tireos, Constanza	0.00	196,928.00	196,928.00	179,941.67	16,986.33	179,940.80	100.00	16,987.20	179,940.80	0.0	179,940.80	0.00	100.00
		0061	REPARACION CANCHA ACAPULCO, RIO SAN JUAN, NAGUA,	597,433.00	0.00	597,433.00	595,180.58	2,252.42	595,180.58	100.00	2,252.42	595,180.58	0.0	536,864.93	58,315.65	90.20
		0086	REPARACION CANCHA MIXTA, EUGENIO CRUZ, BARRIO LA	440,462.00	0.00	440,462.00	440,462.00	0.00	239,684.33	54.42	200,777.67	239,684.33	0.0	239,684.33	0.00	100.00
		0166	Repar. Play de Basseball y Cancha Basketball, Sección Mina de	0.00	0.00	0.00	0.00	0.00	0.00	0.00	0.00	0.00	0.0	0.00	0.00	0.00
		0069	REPARACION CANCHA ESC. PRIMARIA LOS CONUCOS, SP	49,221.00	-49,221.00	0.00	0.00	0.00	0.00	0.00	0.00	0.00	0.0	0.00	0.00	0.00
		0169	Reparación Play de Baseball y Softball Angel Arias, Cabrera, Mar	0.00	127,735.09	127,735.09	127,735.09	0.00	127,735.09	100.00	0.00	127,735.09	0.0	127,735.09	0.00	100.00
		0180	Reparación Cancha Bejucal, Higuey	0.00	0.00	0.00	0.00	0.00	0.00	0.00	0.00	0.00	0.0	0.00	0.00	0.00
		0066	REPARACION CANCHA CONTRY CLUB, LA VEGA	830,304.00	0.00	830,304.00	830,304.00	0.00	830,304.00	100.00	0.00	830,304.00	0.0	830,304.00	0.00	100.00
		0104	REPARACION MEDIA CANCHA BALAONCESTO, BATEY VASC	48,318.00	0.00	48,318.00	48,318.00	0.00	0.00	0.00	48,318.00	0.00	0.0	0.00	0.00	0.00
		0138	Reparación Cancha Club Simón Bolívar, 24 de Abril	0.00	235,731.00	235,731.00	235,730.94	0.06	226,664.17	96.15	9,066.83	226,664.17	0.0	226,664.17	0.00	100.00
		0107	REPARACION PABELLON Y PALACIO DE VOLLEY BALL, PAR	335,930.00	-335,930.00	0.00	0.00	0.00	0.00	0.00	0.00	0.00	0.0	0.00	0.00	0.00
		0159	Adicional No.1, Play de Baseball Las Flores, Constanza, Provinci	0.00	637,419.00	637,419.00	603,866.51	33,552.49	603,865.72	100.00	33,553.28	603,865.72	0.0	603,865.72	0.00	100.00
		0142	Reparación Club Renacer y Bibliotecа (Parte II)	0.00	635,935.00	635,935.00	635,934.85	0.15	516,585.93	81.23	119,349.07	516,585.93	0.0	516,585.93	0.00	100.00
		0076	REPARACION CANCHA MIXTA EN BLANCO ARRIBA, SALCEI	1,032,041.00	-230,764.17	801,276.83	354,601.02	446,675.81	354,601.02	100.00	446,675.81	354,601.02	0.0	296,390.70	58,210.32	83.58
		0097	REPARACION DE DEL GINNANSIO DE BOXEO JUAN F. RINC	175,109.00	-142,105.55	33,003.45	33,003.45	0.00	33,003.45	100.00	0.00	33,003.45	0.0	33,003.45	0.00	100.00
		0095	REPARACION DE PESAS COJPD. D.N.	46,830.00	0.00	46,830.00	46,830.00	0.00	46,830.00	100.00	0.00	46,830.00	0.0	0.00	46,830.00	0.00
		0079	REPARACION CANCHA MIXTA MINIBASKET Y VOLLEY BALL	1,115,508.00	0.00	1,115,508.00	1,029,629.11	85,878.89	1,029,629.11	100.00	85,878.89	1,029,629.11	0.0	1,029,629.11	0.00	100.00
		0151	Reparación Club Varias Luces (Parte II)	0.00	388,746.00	388,746.00	353,828.68	34,917.32	353,828.19	100.00	34,917.81	353,828.19	0.0	353,828.19	0.00	100.00
		0103	REPARACION MEDIA CANCHA BALAONCESTO, BATEY CACI	286,208.00	-164,559.12	121,648.88	121,648.88	0.00	0.00	0.00	121,648.88	0.00	0.0	0.00	0.00	0.00
		0118	REPARACION PLAY DE BASEBALL, EL LIMON, VILLA GONZA	952,535.00	-532,268.74	420,266.26	151,288.95	268,977.31	151,288.95	100.00	268,977.31	151,288.95	0.0	151,288.95	0.00	100.00
		0158	Adicional No.1 Remodelación Tabloncillo de Gimnasia, San Ped	0.00	681,912.00	681,912.00	681,905.01	6.99	681,905.01	100.00	6.99	681,905.01	0.0	681,905.01	0.00	100.00
		0065	REPARACION CANCHA COLEGIO BAUTISTA DOMINICANO, I	47,136.00	-3,276.27	43,859.73	43,859.73	0.00	43,859.73	100.00	0.00	43,859.73	0.0	43,859.73	0.00	100.00
		0089	REPARACION CANCHA MIXTA, BANEGAS, VILLA GONZALEZ	91,950.00	-590.22	91,359.78	91,359.78	0.00	91,359.78	100.00	0.00	91,359.78	0.0	91,359.78	0.00	100.00
		0072	REPARACION CANCHA CANCHA MIXTA BOBA DEL PINAR, C	479,022.00	-479,022.00	0.00	0.00	0.00	0.00	0.00	0.00	0.00	0.0	0.00	0.00	0.00
		0120	REPARACION PLAY DE BASEBALL, LAS LAVAS, VILLA GONZ	601,665.00	-601,665.00	0.00	0.00	0.00	0.00	0.00	0.00	0.00	0.0	0.00	0.00	0.00
		0096	REPARACION DE VERJAS DEL COMPLEJO DEPORTIVO SPI	114,887.00	-114,887.00	0.00	0.00	0.00	0.00	0.00	0.00	0.00	0.0	0.00	0.00	0.00
		0170	Terminación Play de Baseball Municipal, Río San Juan, María Tr	0.00	106,806.82	106,806.82	106,761.34	45.48	106,761.34	100.00	45.48	106,761.34	0.0	106,761.34	0.00	100.00
		0125	REPARACION PLAY DISTRITO MUNICIPAL, LA ENTRADA, MA	350,379.00	0.00	350,379.00	149,605.27	200,773.73	149,603.47	100.00	200,775.53	149,603.47	0.0	149,603.47	0.00	100.00
		0150	Reparacion Play de Baseball La Colonia, Parte II	0.00	87,859.09	87,859.09	87,859.09	0.00	87,859.09	100.00	0.00	87,859.09	0.0	87,859.09	0.00	100.00
		0052	RECONSTRUCCION CANCHA ESC. PUERTO RICO, SPM	321,693.00	-240,178.02	81,514.98	0.00	81,514.98	0.00	0.00	81,514.98	0.00	0.0	0.00	0.00	0.00
		0176	Reparación Obras Bonao	0.00	183,718.57	183,718.57	183,718.57	0.00	183,718.57	100.00	0.00	183,718.57	0.0	183,718.57	0.00	100.00
		0171	Reparación Play Municipal Barrio Las Flores, La Vega	0.00	100,561.85	100,561.85	100,561.80	0.05	100,561.80	100.00	0.05	100,561.80	0.0	100,561.80	0.00	100.00
		0123	REPARACION PLAY DE SOFTBALL, ACAPULCO, LA VEGA	1,278,800.00	-907,066.42	371,733.58	371,733.58	0.00	371,733.58	100.00	0.00	371,733.58	0.0	371,733.58	0.00	100.00
		0121	REPARACION PLAY DE BASEBALL JAMO, LA VEGA	2,355,650.00	0.00	2,355,650.00	2,355,650.00	0.00	2,354,157.88	99.94	1,492.12	2,354,157.88	0.0	2,190,463.77	163,694.11	93.05
		0119	REPARACION PLAY DE BASEBALL, LA LOMITA, VILLA GONZ	427,770.00	0.00	427,770.00	285,474.39	142,295.61	285,474.39	100.00	142,295.61	285,474.39	0.0	285,474.39	0.00	100.00
		0178	Reconstrucción Cancha Club San Francisco, La Altagracia	0.00	493,666.00	493,666.00	493,665.94	0.06	350,391.85	70.98	143,274.15	350,391.85	0.0	350,391.85	0.00	100.00
		0127	REPARACION PLAY MUNICIPAL, MONCION SANTIAGO RODI	1,022,221.00	-1,022,221.00	0.00	0.00	0.00	0.00	0.00	0.00	0.00	0.0	0.00	0.00	0.00
		0060	REPARACION CANCHA,BARRIO NUEVO, MOCA	36,467.00	-36,467.00	0.00	0.00	0.00	0.00	0.00	0.00	0.00	0.0	0.00	0.00	0.00
		0149	Reparación Multiuso Fabio Rafael González, Puerto Plata, Parte	0.00	3,699,925.00	3,699,925.00	3,699,925.00	0.00	3,698,910.95	99.97	1,014.05	3,698,910.95	0.0	3,342,392.26	356,518.69	90.36
		0093	REPARACION CASA CLUB SAN JOSE DE OCOA, COMPLEJO	98,126.00	-98,126.00	0.00	0.00	0.00	0.00	0.00	0.00	0.00	0.0	0.00	0.00	0.00
		0181	Rehabilitación Cancha Mixta Barrio Las Enfermeras, Sto. Dgo. E	0.00	503,814.40	503,814.40	503,814.00	0.40	503,814.00	100.00	0.40	0.00	503,814.0	0.00	0.00	0.00
		0109	REPARACION PLAY BATEY, CHICHARRONES, ING. CONSUE	109,092.00	-100,092.00	9,000.00	0.00	9,000.00	0.00	0.00	9,000.00	0.00	0.0	0.00	0.00	0.00
		0135	Cancha Mixta Escuela Domingo Sabio, Parte II	0.00	140,035.00	140,035.00	140,035.00	0.00	134,649.11	96.15	5,385.89	134,649.11	0.0	134,649.11	0.00	100.00
		0092	REPARACION CASA CLUB SAN JOSE DE OCOA 2DA PARTE	280,084.00	-208,945.99	71,138.01	71,138.01	0.00	71,138.01	100.00	0.00	71,138.01	0.0	71,138.01	0.00	100.00
		0179	Construcción Losa P/Cancha Liceo Profesor Juan Bosch, Higuey	0.00	455,675.12	455,675.12	455,674.93	0.19	455,674.93	100.00	0.19	0.00	455,674.9	0.00	0.00	0.00
		0130	Reconstruccion del play municipal de cachón, Provincia Barahon	0.00	6,857,335.00	6,857,335.00	6,824,914.14	32,420.86	6,824,914.14	100.00	32,420.86	6,824,914.14	0.0	6,197,576.86	627,337.28	90.81
		0160	Adicional Terminación Reparación y Ampliación Club María Auxil	0.00	4,606,141.00	4,606,141.00	4,606,042.42	98.58	4,606,042.42	100.00	98.58	4,606,042.42	0.0	4,421,917.25	184,125.17	96.00

Sistema Integrado de Gestión Financiera

Periodo: 2007

REPORTE DE EJECUCION DEL GASTO POR CAPITULO Y PROGRAMAS

Cap: 0208 Fec.Inicial: 01/01/2007 Fec.Final: 30/04/2008

Capitulo 0208
Dependencia 01
Fuente Financ 10

Prog	Sub Pry	Act	Descripcion 1	Apropiacion Original 2	Modificaciones 3	Apropiación Vigente 4	Previsión de la Apropiación 5	Disponible 6	Compromiso 7	% Compromiso 8	Apropiación Disponible 9	Devengado 10	Compromiso No Devengado 11	Pagado 12	Devengado No Pagado 13	Por Pagar 14
14	00	17	ADMINISTRACION, MANT. Y CONSTRUCCION DE INST. DEP(	69,102,579.00	-6,140,196.64	62,962,382.36	57,660,022.09	5,302,360.27	54,556,160.27	8,274.60	8,406,222.09	52,668,632.87	1,887,527.40	48,775,295.27	3,893,337.60	7,929.78
		0136	Reparación Cancha Mixta Lic. Esc. Juan B. de la Salle, Parte II	0.00	59,930.00	59,930.00	59,929.90	0.10	57,624.90	96.15	2,305.10	57,624.90	0.0	57,624.90	0.00	100.00
		0144	Reparación Club Loma del Chivo, Parte II	0.00	20,829.00	20,829.00	20,829.00	0.00	20,034.00	96.18	795.00	20,034.00	0.0	20,034.00	0.00	100.00
		0146	Reparación Cancha Mixta Las Cañitas, Parte II	0.00	225,769.00	225,769.00	225,769.00	0.00	79,702.64	35.30	146,066.36	79,702.64	0.0	79,702.64	0.00	100.00
		0157	Rep. Play Municipal de Baseball Rio San Juan, 2da. Parte, Prov.	0.00	348,946.00	348,946.00	335,627.46	13,318.54	335,627.46	100.00	13,318.54	335,627.46	0.0	335,627.46	0.00	100.00
		0108	REPARACION PALACIO DE LOS DEPORTES, OSCAR GOBAII	329,195.00	0.00	329,195.00	327,845.00	1,350.00	312,877.88	95.43	16,317.12	312,877.88	0.0	312,877.88	0.00	100.00
		0081	REPARACION CANCHA MIXTA SAN ESTEBAN, SPM	88,077.00	176,164.24	264,241.24	234,975.28	29,265.96	234,975.28	100.00	29,265.96	234,975.28	0.0	58,811.05	176,164.23	25.03
		0064	REPARACION CANCHA CLUB LOS RESTAURADORES, D.N.	83,971.00	-83,971.00	0.00	0.00	0.00	0.00	0.00	0.00	0.00	0.0	0.00	0.00	0.00
		0070	REPARACION CANCHA LAS CLAVELINAS, BAHORUCO	70,028.00	0.00	70,028.00	0.00	70,028.00	0.00	0.00	70,028.00	0.00	0.0	0.00	0.00	0.00
		0134	Reparación Cancha Tenis del COUPD, Parte II	0.00	2,648,131.00	2,648,131.00	2,648,130.00	1.00	1,932,546.80	72.98	715,584.20	1,932,546.80	0.0	1,586,719.23	345,827.57	82.11
		0098	REPARACION DEL PLAY MUNICIPAL BASEBALL MUNICIPIO	253,858.00	0.00	253,858.00	0.00	253,858.00	0.00	0.00	253,858.00	0.00	0.0	0.00	0.00	0.00
		0156	Reparación Play de Baseball Temistocles Zorrilla, El Seibo, 2da I	0.00	197,883.00	197,883.00	197,883.00	0.00	190,330.36	96.18	7,552.64	190,330.36	0.0	190,330.36	0.00	100.00
		0148	Adicional Casa de la Convivencia María de la Gracia, Las Améri	0.00	292,277.55	292,277.55	292,277.42	0.13	292,277.42	100.00	0.13	243,581.26	48,696.2	243,581.26	0.00	100.00
		0058	REPARACION CANCHA LAS LAYAS, VILLA GONZALEZ	354,663.00	-354,663.00	0.00	0.00	0.00	0.00	0.00	0.00	0.00	0.0	0.00	0.00	0.00
		0143	Reparación Club Los Gladiadores, Parte II	0.00	522,910.00	522,910.00	522,910.00	0.00	503,013.82	96.20	19,896.18	503,013.82	0.0	503,013.82	0.00	100.00
		0077	REPARACION CANCHA MIXTA INGENIO ANGELINA, SAN PEI	808,846.00	0.00	808,846.00	785,174.16	23,671.84	785,174.16	100.00	23,671.84	785,174.16	0.0	669,151.45	116,022.71	85.22
		0080	REPARACION CANCHA MIXTA MUNICIPAL, GASPAL HERNAI	225,348.00	0.00	225,348.00	157,935.87	67,412.13	157,935.87	100.00	67,412.13	157,935.87	0.0	157,935.87	0.00	100.00
		0114	REPARACION PLAY DE BASEBALL VALERIO, SPM	3,503,254.00	0.00	3,503,254.00	3,177,920.62	325,333.38	3,177,920.62	100.00	325,333.38	3,177,917.62	3.0	3,177,917.62	0.00	100.00
		0132	Adicional Reparación Club Luciola Pión, Higuey	0.00	531,277.54	531,277.54	531,277.54	0.00	531,277.49	100.00	0.05	531,277.49	0.0	531,277.49	0.00	100.00
		0090	REPARACION CANCHA MUNICIPAL LA ESTANCIA BANI, PER	285,154.00	0.00	285,154.00	0.00	285,154.00	0.00	0.00	285,154.00	0.00	0.0	0.00	0.00	0.00
		0128	REPARACION POLIDEPORTIVO, ELEONCIO MERCEDES, LA	384,495.00	0.00	384,495.00	0.00	384,495.00	0.00	0.00	384,495.00	0.00	0.0	0.00	0.00	0.00
		0088	REPARACION CANCHA MIXTA, URB. OLIMPO, SANTO DGO (	345,125.00	-345,125.00	0.00	0.00	0.00	0.00	0.00	0.00	0.00	0.0	0.00	0.00	0.00
		0173	Reparación Play de Softball Los Tireo, Constanza, La Vega.	0.00	62,216.31	62,216.31	0.00	62,216.31	0.00	0.00	62,216.31	0.00	0.0	0.00	0.00	0.00
		0063	REPARACION CANCHA, AL LADO DE TENNIS, COMPLEJO DI	315,256.00	-315,256.00	0.00	0.00	0.00	0.00	0.00	0.00	0.00	0.0	0.00	0.00	0.00
		0124	REPARACION PLAY DE SOFTBALL, LOS ARADOS, SPM	47,115.00	-47,115.00	0.00	0.00	0.00	0.00	0.00	0.00	0.00	0.0	0.00	0.00	0.00
		0155	Adicional No. 1 Play de Tireo, Constanza, La Vega	0.00	0.00	0.00	0.00	0.00	0.00	0.00	0.00	0.00	0.0	0.00	0.00	0.00
		0083	REPARACION CANCHA MIXTA CLUB RAMON MATIAS MELLA	493,297.00	0.00	493,297.00	493,297.00	0.00	484,369.25	98.19	8,927.75	484,369.25	0.0	392,530.46	91,838.79	81.04
		0183	Reparación Baños, Vestidores Hombres y Mujeres Escuela Vinic	0.00	283,862.24	283,862.24	270,075.00	13,787.24	270,074.14	100.00	13,788.10	270,074.14	0.0	270,074.14	0.00	100.00
		0056	REPARACION ADICIONAL #1 PABELLON TECHADO SPM	183,565.00	0.00	183,565.00	183,564.13	0.87	183,564.13	100.00	0.87	183,564.13	0.0	183,564.13	0.00	100.00
		0071	REPARACION CANCHA LOS TANQUESITO, ANDRES BOCA C	163,695.00	-163,695.00	0.00	0.00	0.00	0.00	0.00	0.00	0.00	0.0	0.00	0.00	0.00
		0167	Reparación Play de Basseball, Colonia , El Seibo	0.00	25,257.00	25,257.00	24,410.81	846.19	24,410.81	100.00	846.19	24,410.81	0.0	24,410.81	0.00	100.00
		0137	Reparación Cancha Mixta Parroquia Perpetuo Socorro	0.00	33,882.00	33,882.00	33,881.84	0.16	32,588.64	96.18	1,293.36	32,588.64	0.0	32,588.64	0.00	100.00
		0115	REPARACION DE BASEBALL, ARMANDO SOSA LEYBA, SAN	393,741.00	-164,046.80	229,694.20	0.00	229,694.20	0.00	0.00	229,694.20	0.00	0.0	0.00	0.00	0.00
		0174	Construcción de Gradería 30mts. Los Tireo, Constanza, La Vega	0.00	516,875.38	516,875.38	516,875.00	0.38	280,075.53	54.19	236,799.85	280,075.53	0.0	280,075.53	0.00	100.00
		0106	REPARACION MEDIA CANCHA PARAISO AVE. ECOLOGICA,	226,992.00	0.00	226,992.00	181,055.12	45,936.88	181,055.12	100.00	45,936.88	104,851.28	76,203.8	104,851.28	0.00	100.00
		0057	REPARACION BAJO TECHO FERNANDO TERUEL, LA VEGA	4,560,152.00	-4,560,152.00	0.00	0.00	0.00	0.00	0.00	0.00	0.00	0.0	0.00	0.00	0.00
		0094	REPARACION DE DOS CANCHA DE TENIS, POLIDEPORTIVO	20,420,987.00	-20,000,000.00	420,987.00	191,484.67	229,502.33	191,484.67	100.00	229,502.33	191,484.67	0.0	191,484.67	0.00	100.00
		0112	REPARACION PLAY BASEBALL, CANASTILLA, QUISQUEYA	847,483.00	-847,483.00	0.00	0.00	0.00	0.00	0.00	0.00	0.00	0.0	0.00	0.00	0.00
		0067	REPARACION CANCHA DE BALONCESTO CLU DEP. Y CULT	63,301.00	-63,301.00	0.00	0.00	0.00	0.00	0.00	0.00	0.00	0.0	0.00	0.00	0.00
		0145	Reparación Cancha Mixta La Ciénaga, Parte II	0.00	440,376.00	440,376.00	440,376.00	0.00	423,438.47	96.15	16,937.53	423,438.47	0.0	423,438.47	0.00	100.00
		0177	Terminación Cancha Mixta Laguna de Nisibon, La Altagracia.	0.00	803,271.00	803,271.00	803,270.95	0.05	573,848.77	71.44	229,422.23	573,848.77	0.0	573,848.77	0.00	100.00
		0055	REPARACION CANCHA MIXTA, DE LA CASA, SANTO DOMIN(	432,501.00	-432,501.00	0.00	0.00	0.00	0.00	0.00	0.00	0.00	0.0	0.00	0.00	0.00
		0087	REPARACION CANCHA MIXTA, MINI-CANCHA Y PLAY LA GIN	1,503,699.00	-1,237,040.22	266,658.78	266,658.78	0.00	266,658.78	100.00	0.00	266,658.78	0.0	266,658.78	0.00	100.00
		0131	Reparación Play de Softball y cancha mixta Given Amparo 2da.	0.00	678,745.00	678,745.00	674,647.95	4,097.05	577,621.84	85.62	101,123.16	577,621.84	0.0	419,574.40	158,047.44	72.64
		0059	REPARACION CANCHA, PALMAR ARRIBA, VILLA GONZALEZ	335,386.00	-153,768.00	181,618.00	117,152.99	64,465.01	117,152.99	100.00	64,465.01	117,152.99	0.0	117,152.99	0.00	100.00
		0161	Acondicionamiento Oficina Dirección Instalaciones Depotivas, S	0.00	123,023.37	123,023.37	123,023.37	0.00	116,689.82	94.85	6,333.55	116,689.82	0.0	116,689.82	0.00	100.00
		0163	Terminación de Reparación y ampliación Club María Auxiliadora,	0.00	656,199.28	656,199.28	656,199.00	0.28	656,199.00	100.00	0.28	656,199.00	0.0	656,199.00	0.00	100.00
		0091	REPARACION CANCHA CLUB LOS CAMINANTES, LAS PRAD	501,758.00	0.00	501,758.00	482,607.15	19,150.85	482,607.15	100.00	19,150.85	482,607.15	0.0	482,607.15	0.00	100.00
		0085	REPARACION CANCHA MIXTA, EL ABANICO, MUNICIPIO ARI	253,120.00	0.00	253,120.00	113,743.16	139,376.84	113,743.16	100.00	139,376.84	113,743.16	0.0	113,743.16	0.00	100.00
		0175	Terminación del Multiuso de Constanza	0.00	94,542.06	94,542.06	94,540.67	1.39	94,540.67	100.00	1.39	94,540.67	0.0	94,540.67	0.00	100.00
		0168	Reparación Cancha Mixta, el Seibo	0.00	22,421.64	22,421.64	22,408.22	13.42	22,408.22	100.00	13.42	22,408.22	0.0	22,408.22	0.00	100.00
		0182	Rehabilitación Cancha Club El Alba, Sto. Dgo. Este	0.00	803,136.00	803,136.00	803,135.47	0.53	803,135.47	100.00	0.53	0.00	803,135.5	0.00	0.00	0.00
		0172	Reparación Cancha Mixta Los Tireo, Constanza, La Vega.	0.00	37,181.39	37,181.39	0.00	37,181.39	0.00	0.00	37,181.39	0.00	0.0	0.00	0.00	0.00
14	00	18	ADMINISTRACION, MANT. Y CONSTRUCCION DE INST. DEP(	356,684,073.00	-289,249,090.05	67,434,982.95	63,726,133.52	3,708,849.43	62,854,551.71	1,812.50	4,580,431.24	59,509,721.25	3,344,830.46	11,535,123.60	47,974,597.65	100.00
		0057	Terminación Cancha Mixta Jorge Noboa, Neyba, Bahoruco.	0.00	996,093.49	996,093.49	996,093.49	0.00	124,511.68	12.50	871,581.81	124,511.68	0.0	0.00	124,511.68	0.00
		0051	EQUIPAMIENTO DEPORTIVO	343,917,825.00	-343,917,825.00	0.00	0.00	0.00	0.00	0.00	0.00	0.00	0.0	0.00	0.00	0.00

Sistema Integrado de Gestión Financiera

Periodo: 2007

REPORTE DE EJECUCION DEL GASTO POR CAPITULO Y PROGRAMAS

Cap: 0208 Fec.Inicial: 01/01/2007 Fec.Final: 30/04/2008

Capitulo 0208
Dependencia 01
Fuente Financ 10

Prog	Sub	Pry	Act	Descripcion 1	Apropiacion Original 2	Modificaciones 3	Apropiación Vigente 4	Prevision de la Apropiacion 5	Disponible 6	Compromiso 7	% Compromiso 8	Apropiación Disponible 9	Devengado 10	Compromiso No Devengado 11	Pagado 12	Devengado No Pagado 13	Por Pagar 14
14	00	18		ADMINISTRACION, MANT. Y CONSTRUCCION DE INST. DEP(	356,684,073.00	-289,249,090.05	67,434,982.95	63,726,133.52	3,708,849.43	62,854,551.71	1,812.50	4,580,431.24	59,509,721.25	3,344,830.46	11,535,123.60	47,974,597.65	100.00
			0070	Construcción Club de Ping Pong Placer Bonito, San Pedro de Ma	0.00	230,263.95	230,263.95	230,263.94	0.01	230,263.94	100.00	0.01	230,263.94	0.0	0.00	230,263.94	0.00
			0055	Acondicionamiento de las Instalaciones de la Liga Naco, Sto. Dg	0.00	1,904,449.55	1,904,449.55	380,889.91	1,523,559.64	380,889.91	100.00	1,523,559.64	380,889.91	0.0	0.00	380,889.91	0.00
			0066	Reparación Club Deportivo y Cultural Leo Gómez, Los Guándule	0.00	119,690.70	119,690.70	119,690.69	0.01	119,690.69	100.00	0.01	119,690.69	0.0	0.00	119,690.69	0.00
			0075	Construcción del Play Las Caobas de Santiago Rodríguez	0.00	1,000,000.00	1,000,000.00	1,000,000.00	0.00	1,000,000.00	100.00	0.00	0.00	1,000,000.0	0.00	0.00	0.00
			0056	Terminación Gimnacio Club Paraíso, D.N.	0.00	842,883.75	842,883.75	841,291.71	1,592.04	841,291.71	100.00	1,592.04	0.00	841,291.7	0.00	0.00	0.00
			0053	Construcción Panteón Inmortales y Glorias del deporte, Sto. Dg(	0.00	388,673.85	388,673.85	388,673.85	0.00	388,673.85	100.00	0.00	388,673.85	0.0	0.00	388,673.85	0.00
			0064	Reparación 4 Plays de Beisbol Parroquia Cristo Rey, D. N.	0.00	372,859.74	372,859.74	372,859.74	0.00	372,859.74	100.00	0.00	372,859.74	0.0	0.00	372,859.74	0.00
			0068	Pintura Verja Perimetral Complejo Deportivo, San Pedro de Macr	0.00	723,986.91	723,986.91	180,996.72	542,990.19	180,996.72	100.00	542,990.19	180,996.72	0.0	0.00	180,996.72	0.00
			0063	Reparación Canchas Escuela Cristo Rey, D. N.	0.00	545,116.87	545,116.87	545,116.87	0.00	545,116.87	100.00	0.00	0.00	545,116.9	0.00	0.00	0.00
			0072	Construcción Techado y Reparación Coliseo de Boxeo Pepe Mar	0.00	958,421.88	958,421.88	958,421.88	0.00	958,421.88	100.00	0.00	0.00	958,421.9	0.00	0.00	0.00
			0076	CONSTRUCCION CINCO COMPLEJOS MULTIUSOS Y CINCO	0.00	42,567,487.74	42,567,487.74	42,567,487.74	0.00	42,567,487.74	100.00	0.00	42,567,487.74	0.0	0.00	42,567,487.74	0.00
			0073	Reconstrucción Play de Softball, Municipio Consuelo, San P. de I	0.00	1,417,106.33	1,417,106.33	1,417,106.33	0.00	1,417,106.33	100.00	0.00	1,417,106.33	0.0	0.00	1,417,106.33	0.00
			0052	CONST. E INSTALACION DE BUTACAS, POLIDEPORTIVO SP	12,766,248.00	0.00	12,766,248.00	11,535,123.60	1,231,124.40	11,535,123.60	100.00	1,231,124.40	11,535,123.60	0.0	11,535,123.60	0.00	100.00
			0059	Reparación Play de Baseball Municipal de Miches	0.00	1,124,835.05	1,124,835.05	1,031,359.68	93,475.37	1,031,359.68	100.00	93,475.37	1,031,359.68	0.0	0.00	1,031,359.68	0.00
			0058	Reparación Cancha Mixta Palmar Arriba, Villa Gonzáles, Stgo.	0.00	106,289.35	106,289.35	0.00	106,289.35	0.00	0.00	106,289.35	0.00	0.0	0.00	0.00	0.00
			0071	Construcción Cancha Mixta Escuela Santa Clara de Asís, San P(	0.00	238,809.79	238,809.79	238,809.79	0.00	238,809.79	100.00	0.00	238,809.79	0.0	0.00	238,809.79	0.00
			0054	CONSTRUCCION ANEXO PABELLON DE LUCHA OLIMPICA, (	0.00	403,894.31	403,894.31	401,497.23	2,397.08	401,497.23	100.00	2,397.08	401,497.23	0.0	0.00	401,497.23	0.00
			0065	Reparación Verja Oratorio María Auxiliadora (Colegio) , D.N.	0.00	313,029.01	313,029.01	313,029.01	0.00	313,029.01	100.00	0.00	313,029.01	0.0	0.00	313,029.01	0.00
			0069	Reparación y Techado Gradería Play de Beisbol, Complejo Dep.	0.00	414,842.68	414,842.68	207,421.34	207,421.34	207,421.34	100.00	207,421.34	207,421.34	0.0	0.00	207,421.34	0.00
14	00	19		ADMINISTRACION, MANT. Y CONSTRUCCION DE INST. DEP(	45,030,801.00	-5,372,519.95	39,658,281.05	39,147,724.49	510,556.56	38,663,651.93	616.86	994,629.12	38,663,487.37	164.56	36,243,451.00	2,420,036.37	514.55
			0059	Reconstrucción Cancha Palmar Arriba, Villa González, Santiago	0.00	46,874.61	46,874.61	46,874.61	0.00	12,936.30	27.60	33,938.31	12,936.30	0.0	12,936.30	0.00	100.00
			0054	CONST. BAÑOS, VESTIDORES, COCINAS Y DEPOSITOS DE	290,311.00	-60,396.00	229,915.00	221,643.24	8,271.76	221,643.24	100.00	8,271.76	221,643.24	0.0	30,240.76	191,402.46	13.64
			0060	Adicional No.1 Reparación Play Municipal Cotuí	0.00	502,284.80	502,284.80	0.00	502,284.80	0.00	0.00	502,284.80	0.00	0.0	0.00	0.00	0.00
			0053	CONST. AREA DE TRANSPORTACION SEDEFIR	1,857,201.00	-266,999.50	1,590,201.50	1,590,201.50	0.00	1,590,201.50	100.00	0.00	1,590,201.50	0.0	1,523,833.57	66,367.93	95.83
			0056	TERMINACION EDIF. SEDEFIR SANTO DOMINGO	42,028,152.00	-5,480,912.86	36,547,239.14	36,547,239.14	0.00	36,110,775.44	98.81	436,463.70	36,110,775.44	0.0	34,201,091.82	1,909,683.62	94.71
			0057	REPARACION CLUB DEPORTIVO DE BASEBALL	361,552.00	0.00	361,552.00	361,552.00	0.00	361,552.00	100.00	0.00	361,387.44	164.6	361,387.44	0.00	100.00
			0052	CONST. OFICINA DE PAGO DE TESORERIA SOTANO, COJP	91,138.00	0.00	91,138.00	91,138.00	0.00	84,733.32	92.97	6,404.68	84,733.32	0.0	84,733.32	0.00	100.00
			0055	TERMINACION CASA DE YUDERKI CONTRERAS, SPM	289,076.00	0.00	289,076.00	289,076.00	0.00	281,810.13	97.49	7,265.87	281,810.13	0.0	29,227.77	252,582.36	10.37
			0058	REPARACION PLAZA EL VEJUCAL, HIGUEY	113,371.00	-113,371.00	0.00	0.00	0.00	0.00	0.00	0.00	0.00	0.0	0.00	0.00	0.00
14	00	20		ADMINISTRACION, MANT. Y CONSTRUCCION DE INST. DEP(	1.00	0.00	1.00		1.00			1.00		0.00		0.00	
			0051	RECONSTRUCCION DE INSTALACIONES SERVICIO AL DEP(	1.00	0.00	1.00		1.00			1.00		0.0		0.00	
98	00	00		ADMINISTRACION. DE CONTRIBUCIONES ESPECIALES	394,645,965.00	0.00	394,645,965.00	390,586,279.00	4,059,686.00	390,586,279.00	100.00	4,059,686.00	389,748,149.00	838,130.00	375,748,148.98	14,000,000.02	96.41
			0000	ADM. DE CONTRIBUCIONES ESPECIALES	394,645,965.00	0.00	394,645,965.00	390,586,279.00	4,059,686.00	390,586,279.00	100.00	4,059,686.00	389,748,149.00	838,130.0	375,748,148.98	14,000,000.02	96.41
		Total Fuente:	10		1,771,372,034.00	-25,700,000.00	1,745,672,034.00	1,730,048,846.57	15,623,187.43	1,724,009,115.08	12,848.74	21,662,918.92	1,676,807,966.57	47,201,148.51	1,591,092,000.88	85,715,965.69	10,490.94

Fuente Financ 20

Prog	Sub	Pry	Act	Descripcion 1	Apropiacion Original 2	Modificaciones 3	Apropiación Vigente 4	Prevision de la Apropiacion 5	Disponible 6	Compromiso 7	% Compromiso 8	Apropiación Disponible 9	Devengado 10	Compromiso No Devengado 11	Pagado 12	Devengado No Pagado 13	Por Pagar 14
01	00	00		ACTIVIDADES CENTRALES	103,311,320.00	0.00	103,311,320.00	103,311,131.17	188.83	103,261,351.14	99.95	49,968.86	103,210,348.26	51,002.88	99,596,079.82	3,614,268.44	96.50
			0001	DIRECCION Y COORDINACION	103,311,320.00	0.00	103,311,320.00	103,311,131.17	188.83	103,261,351.14	99.95	49,968.86	103,210,348.26	51,002.9	99,596,079.82	3,614,268.44	96.50
98	00	00		ADMINISTRACION. DE CONTRIBUCIONES ESPECIALES	26,800,000.00	0.00	26,800,000.00	26,754,119.42	45,880.58	26,754,119.42	100.00	45,880.58	26,754,119.42	0.00	26,222,119.42	532,000.00	98.01
			0000	ADM. DE CONTRIBUCIONES ESPECIALES	26,800,000.00	0.00	26,800,000.00	26,754,119.42	45,880.58	26,754,119.42	100.00	45,880.58	26,754,119.42	0.0	26,222,119.42	532,000.00	98.01
		Total Fuente:	20		130,111,320.00	0.00	130,111,320.00	130,065,250.59	46,069.41	130,015,470.56	199.95	95,849.44	129,964,467.68	51,002.88	125,818,199.24	4,146,268.44	194.51
		Total Dependencia:	01		1,901,483,354.00	-25,700,000.00	1,875,783,354.00	1,860,114,097.16	15,669,256.84	1,854,024,585.64	13,048.70	21,758,768.36	1,806,772,434.25	47,252,151.39	1,716,910,200.12	89,862,234.	10,685.45
		Total Capitulo :	0208		1,901,483,354.00	-25,700,000.00	1,875,783,354.00	1,860,114,097.16	15,669,256.84	1,854,024,585.64	13,048.70	21,758,768.36	1,806,772,434.25	47,252,151.39	1,716,910,200.12	89,862,234.13	10,685.45
		Total:			1,901,483,354.00	-25,700,000.00	1,875,783,354.00	1,860,114,097.16	15,669,256.84	1,854,024,585.64	13,048.70	21,758,768.36	1,806,772,434.25	47,252,151.39	1,716,910,200.12	89,862,234.13	10,685.45

Sistema Integrado de Gestión Financiera

Periodo: 2007

REPORTE DE EJECUCION DEL GASTO POR CAPITULO Y PROGRAMAS

Cap: 0209 Fec.Inicial: 01/01/2007 Fec.Final: 30/04/2008

Capitulo 0209
Dependencia 01
Fuente Financ 10

Prog	Sub	Pry	Act	Descripcion 1	Apropiacion Original 2	Modificaciones 3	Apropiación Vigente 4	Previsión de la Apropiacion 5	Disponible 6	Compromiso 7	% Compromiso 8	Apropiación Disponible 9	Devengado 10	Compromiso No Devengado 11	Pagado 12	Devengado No Pagado 13	Por Pagar 14
01	00	00		ACTIVIDADES CENTRALES	213,241,993.00	-5,066,500.00	208,175,493.00	204,722,075.59	3,453,417.41	204,714,938.04	499.99	3,460,554.96	201,810,600.00	2,904,338.04	197,618,928.44	4,191,671.56	486.45
			0004	PROGRAMACION SECTORIAL	3,346,382.00	-179,951.68	3,166,430.32	3,072,005.59	94,424.73	3,072,005.59	100.00	94,424.73	3,072,005.59	0.0	2,952,793.63	119,211.96	96.12
			0005	INFORMATICA	4,765,609.00	6,112,880.32	10,878,689.32	10,362,105.99	516,583.33	10,362,105.99	100.00	516,583.33	10,362,105.99	0.0	10,350,864.16	11,241.83	99.89
			0002	SERVICIOS ADMINISTRATIVOS Y FINANCIEROS	150,719,128.00	-10,710,757.86	140,008,370.14	138,778,430.85	1,229,939.29	138,771,293.30	99.99	1,237,076.84	136,717,442.26	2,053,851.0	134,416,665.30	2,300,776.96	98.32
			0001	ADMINISTRACION SUPERIOR	44,829,028.00	-3,236,208.82	41,592,819.18	40,439,970.12	1,152,849.06	40,439,970.12	100.00	1,152,849.06	40,402,793.92	37,176.2	39,191,641.11	1,211,152.81	97.00
			0003	RECURSOS HUMANOS	9,581,646.00	2,947,538.04	12,529,184.04	12,069,563.04	459,621.00	12,069,563.04	100.00	459,621.00	11,256,252.24	813,310.8	10,706,964.24	549,288.00	95.12
02	00	11		PROYECTO CENTRAL	7,889,700.00	0.00	7,889,700.00	7,889,700.00	0.00	7,889,700.00	100.00	0.00	7,889,700.00	0.00	7,889,700.00	0.00	100.00
			0051	PROGRAMA DE CAPACITACION Y MODERNIZACION LABOR.	7,889,700.00	0.00	7,889,700.00	7,889,700.00	0.00	7,889,700.00	100.00	0.00	7,889,700.00	0.0	7,889,700.00	0.00	100.00
02	00	13		PROYECTO CENTRAL	26,728,555.00	0.00	26,728,555.00	25,482,307.40	1,246,247.60	25,482,307.40	100.00	1,246,247.60	25,482,307.40	0.00	25,482,307.40	0.00	100.00
			0051	REMODELACION EDIFICIO SECRETARIA DE ESTADO DE TR	26,728,555.00	0.00	26,728,555.00	25,482,307.40	1,246,247.60	25,482,307.40	100.00	1,246,247.60	25,482,307.40	0.0	25,482,307.40	0.00	100.00
02	00	14		PROYECTO CENTRAL	9,227,500.00	0.00	9,227,500.00	9,148,125.00	79,375.00	9,148,125.00	100.00	79,375.00	9,148,125.00	0.00	9,148,125.00	0.00	100.00
			0002	Formación Ocupacional e Inserción Laboral	0.00	9,227,500.00	9,227,500.00	9,148,125.00	79,375.00	9,148,125.00	100.00	79,375.00	9,148,125.00	0.0	9,148,125.00	0.00	100.00
			0001	APOYO A LA MODERNIZACION DE LA SECRETARIA DE EST/	9,227,500.00	-9,227,500.00	0.00	0.00	0.00	0.00	0.00	0.00	0.00	0.0	0.00	0.00	0.00
11	00	00		SERVICIO NACIONAL DE EMPLEOS	21,916,088.00	43,483,582.46	65,399,670.46	59,296,184.62	6,103,485.84	46,192,730.96	246.15	19,206,939.50	46,192,730.96	0.00	41,998,980.69	4,193,750.27	264.18
			0001	DIRECCION GENERAL DE EMPLEOS	18,560,035.00	3,356,053.00	21,916,088.00	20,899,756.37	1,016,331.63	20,899,756.37	100.00	1,016,331.63	20,899,756.37	0.0	20,531,090.13	368,666.24	98.24
			0004	ESTANCIAS INFANTILES	0.00	25,212,137.46	25,212,137.46	24,333,555.51	878,581.95	11,230,101.85	46.15	13,982,035.61	11,230,101.85	0.0	7,405,017.82	3,825,084.03	65.94
			0002	PROGRAMA JUVENIL DE INTEGRACION LABORAL	3,356,053.00	-3,356,053.00	0.00	0.00	0.00	0.00	0.00	0.00	0.00	0.0	0.00	0.00	0.00
			0003	Programa Escuela-Taller de Santo Domingo	0.00	18,271,445.00	18,271,445.00	14,062,872.74	4,208,572.26	14,062,872.74	100.00	4,208,572.26	14,062,872.74	0.0	14,062,872.74	0.00	100.00
11	00	11		SERVICIO NACIONAL DE EMPLEOS	18,271,445.00	-18,271,445.00	0.00	0.00	0.00	0.00	0.00	0.00	0.00	0.00	0.00	0.00	0.00
			0051	CONSTRUCCION ESCUELA TALLER SANTO DOMINGO	18,271,445.00	-18,271,445.00	0.00	0.00	0.00	0.00	0.00	0.00	0.00	0.0	0.00	0.00	0.00
11	00	12		SERVICIO NACIONAL DE EMPLEOS	28,000,000.00	-25,212,137.46	2,787,862.54	2,787,862.54	0.00	2,787,862.54	100.00	0.00	2,787,862.54	0.00	2,787,862.54	0.00	100.00
			0001	INSTANCIAS INFANTILES	28,000,000.00	-25,212,137.46	2,787,862.54	2,787,862.54	0.00	2,787,862.54	100.00	0.00	2,787,862.54	0.0	2,787,862.54	0.00	100.00
12	00	00		REG. DE LAS RELACIONES LABORALES.	121,589,620.00	-153,014.95	121,436,605.05	120,831,743.13	604,861.92	120,831,743.13	500.00	604,861.92	120,831,743.13	0.00	120,831,743.13	0.00	500.00
			0004	SALARIOS MINIMOS	2,592,919.00	-852,672.00	1,740,247.00	1,740,144.16	102.84	1,740,144.16	100.00	102.84	1,740,144.16	0.0	1,740,144.16	0.00	100.00
			0005	ERRADICACION DEL TRABAJO INFANTIL	5,374,334.00	7,287,131.30	12,661,465.30	12,104,894.32	556,570.98	12,104,894.32	100.00	556,570.98	12,104,894.32	0.0	12,104,894.32	0.00	100.00
			0001	DIRECCION GENERAL DE TRABAJO	35,234,050.00	-8,666,590.85	26,567,459.15	26,567,459.15	0.00	26,567,459.15	100.00	0.00	26,567,459.15	0.0	26,567,459.15	0.00	100.00
			0002	HIGIENE Y SEGURIDAD	15,026,898.00	-10,954,594.70	4,072,303.30	4,024,115.20	48,188.10	4,024,115.20	100.00	48,188.10	4,024,115.20	0.0	4,024,115.20	0.00	100.00
			0003	SISTEMA DE INSPECCION	63,361,419.00	13,033,711.30	76,395,130.30	76,395,130.30	0.00	76,395,130.30	100.00	0.00	76,395,130.30	0.0	76,395,130.30	0.00	100.00
98	00	00		ADMINISTRACION DE CONTRIBUCIONES ESPECIALES	30,801,752.00	0.00	30,801,752.00	30,801,739.99	12.01	30,801,739.99	100.00	12.01	30,801,739.99	0.00	30,801,739.99	0.00	100.00
			0000	ADMINISTRACION DE CONTRIBUCIONES ESPECIALES	30,801,752.00	0.00	30,801,752.00	30,801,739.99	12.01	30,801,739.99	100.00	12.01	30,801,739.99	0.0	30,801,739.99	0.00	100.00
99	00	00		ADM. DE ACTIVOS, PASIVOS Y TRANSFERENCIAS	307,439,400.00	177,160,899.00	484,600,299.00	484,599,621.33	677.67	484,599,621.33	100.00	677.67	484,599,621.33	0.00	484,599,621.33	0.00	100.00
			0000	ADM. DE ACTIVOS, PASIVOS Y TRANSFERENCIAS	307,439,400.00	177,160,899.00	484,600,299.00	484,599,621.33	677.67	484,599,621.33	100.00	677.67	484,599,621.33	0.0	484,599,621.33	0.00	100.00
		Total Fuente:	10		785,106,053.00	171,941,384.05	957,047,437.05	945,559,359.60	11,488,077.45	932,448,768.39	1,846.15	24,598,668.66	929,544,430.35	2,904,338.04	921,159,008.52	8,385,421.83	1,850.63

Fuente Financ 60

Prog	Sub	Pry	Act	Descripcion 1	Apropiación Original 2	Modificaciones 3	Apropiación Vigente 4	Previsión de la Apropiacion 5	Disponible 6	Compromiso 7	% Compromiso 8	Apropiación Disponible 9	Devengado 10	Compromiso No Devengado 11	Pagado 12	Devengado No Pagado 13	Por Pagar 14
02	00	11		PROYECTO CENTRAL	25,000,000.00	35,783,965.84	60,783,965.84	28,524,430.41	32,259,535.43	28,524,430.41	200.00	32,259,535.43	28,524,430.41	0.00	28,524,430.41	0.00	200.00
			0051	PROGRAMA DE CAPACITACION Y MODERNIZACION LABOR.	25,000,000.00	978,360.84	25,978,360.84	22,260,805.65	3,717,555.19	22,260,805.65	100.00	3,717,555.19	22,260,805.65	0.0	22,260,805.65	0.00	100.00
			0002	MERCADOS LABORALES Y TRANSFERENCIAS SOCIALES -	0.00	34,805,605.00	34,805,605.00	6,263,624.76	28,541,980.24	6,263,624.76	100.00	28,541,980.24	6,263,624.76	0.0	6,263,624.76	0.00	100.00
		Total Fuente:	60		25,000,000.00	35,783,965.84	60,783,965.84	28,524,430.41	32,259,535.43	28,524,430.41	200.00	32,259,535.43	28,524,430.41	0.00	28,524,430.41	0.00	200.00
		Total Dependencia:	01		810,106,053.00	207,725,349.89	1,017,831,402.89	974,083,790.01	43,747,612.88	960,973,198.80	2,046.15	56,858,204.09	958,068,860.76	2,904,338.04	949,683,438.93	8,385,421.83	2,050.63
		Total Capitulo :	0209		810,106,053.00	207,725,349.89	1,017,831,402.89	974,083,790.01	43,747,612.88	960,973,198.80	2,046.15	56,858,204.09	958,068,860.76	2,904,338.04	949,683,438.93	8,385,421.83	2,050.63
		Total:			810,106,053.00	207,725,349.89	1,017,831,402.89	974,083,790.01	43,747,612.88	960,973,198.80	2,046.15	56,858,204.09	958,068,860.76	2,904,338.04	949,683,438.93	8,385,421.83	2,050.63

Sistema Integrado de Gestión Financiera

Periodo: 2007

REPORTE DE EJECUCION DEL GASTO POR CAPITULO Y PROGRAMAS

Cap: 0210 Fec.Inicial: 01/01/2007 Fec.Final: 30/04/2008

Capitulo 0210
Dependencia 01
Fuente Financ 10

Prog	Sub Pry	Act	Descripcion 1	Apropiacion Original 2	Modificaciones 3	Apropiación Vigente 4	Prevision de la Apropiacion 5	Disponible 6	Compromiso 7	% Compromiso 8	Apropiación Disponible 9	Devengado 10	Compromiso No Devengado 11	Pagado 12	Devengado No Pagado 13	Por Pagar 14
01	00	00	ACTIVIDADES CENTRALES	747,052,521.00	45,301,590.00	792,354,111.00	774,584,737.47	17,769,373.53	773,050,108.14	299.60	19,304,002.86	771,280,239.46	1,769,868.68	762,370,306.80	8,909,932.66	298.62
		0001	ADMINISTRACION SUPERIOR	604,843,767.00	62,615,448.76	667,459,215.76	649,944,360.19	17,514,855.57	648,497,230.86	99.78	18,961,984.90	646,747,031.86	1,750,199.0	637,837,099.20	8,909,932.66	98.62
		0002	PLANIFICACION Y POLITICA SECTORIAL	79,955,578.00	-4,714,747.76	75,240,830.24	75,140,623.39	100,206.85	75,140,623.39	100.00	100,206.85	75,120,953.71	19,669.7	75,120,953.71	0.00	100.00
		0003	SERVICIOS ADMINISTRATIVOS Y FINANCIEROS	62,253,176.00	-12,599,111.00	49,654,065.00	49,499,753.89	154,311.11	49,412,253.89	99.82	241,811.11	49,412,253.89	0.0	49,412,253.89	0.00	100.00
02	00	12	PROYECTO CENTRAL	9,000,000.00	0.00	9,000,000.00	8,624,250.00	375,750.00	8,624,250.00	100.00	375,750.00	8,624,250.00	0.00	7,498,500.00	1,125,750.00	86.95
		0002	PROGRAMA ESPECIAL DE SEGURIDAD ALIMENTARIA, PES	9,000,000.00	0.00	9,000,000.00	8,624,250.00	375,750.00	8,624,250.00	100.00	375,750.00	8,624,250.00	0.0	7,498,500.00	1,125,750.00	86.95
02	00	13	PROYECTO CENTRAL	3,800,000.00	0.00	3,800,000.00	3,800,000.00	0.00	3,800,000.00	100.00	0.00	3,800,000.00	0.00	3,800,000.00	0.00	100.00
		0001	FORTALECIMIENTO INSTITUCIONAL DEL SECTOR AGROPE	3,800,000.00	0.00	3,800,000.00	3,800,000.00	0.00	3,800,000.00	100.00	0.00	3,800,000.00	0.0	3,800,000.00	0.00	100.00
02	00	14	PROYECTO CENTRAL	47,480,924.00	0.00	47,480,924.00	47,480,924.00	0.00	47,480,924.00	100.00	0.00	47,480,924.00	0.00	47,480,924.00	0.00	100.00
		0051	MERCADO FRIGORIFICOS E INVERNADEROS (PROMEFRIN	47,480,924.00	0.00	47,480,924.00	47,480,924.00	0.00	47,480,924.00	100.00	0.00	47,480,924.00	0.0	47,480,924.00	0.00	100.00
02	00	16	PROYECTO CENTRAL	7,786,350.00	0.00	7,786,350.00	7,786,350.00	0.00	7,786,350.00	100.00	0.00	7,786,350.00	0.00	7,786,350.00	0.00	100.00
		0001	FORMACION DE RECURSOS HUMANOS PARA EL SECTOR A	7,786,350.00	0.00	7,786,350.00	7,786,350.00	0.00	7,786,350.00	100.00	0.00	7,786,350.00	0.0	7,786,350.00	0.00	100.00
11	00	00	FOMENTO DE LA PRODUCCION AGRICOLA	952,043,321.00	682,079,278.00	1,634,122,599.00	1,618,179,227.73	15,943,371.27	1,618,179,227.73	700.00	15,943,371.27	1,618,025,780.92	153,446.81	1,614,779,665.80	3,246,115.12	686.52
		0002	FOMENTO AGRICOLA	703,391,426.00	684,269,357.79	1,387,660,783.79	1,383,228,842.08	4,431,941.71	1,383,228,842.08	100.00	4,431,941.71	1,383,228,842.08	0.0	1,383,228,842.08	0.00	100.00
		0007	FOMENTO Y DESARROLLO DE LAS AGROEMPRESAS	85,963,713.00	4,809,774.98	90,773,487.98	85,401,966.42	5,371,521.56	85,401,966.42	100.00	5,371,521.56	85,401,966.42	0.0	85,401,966.42	0.00	100.00
		0003	FOMENTO Y DISTRIBUCION DE SEMILLAS	37,821,756.00	-8,844,613.38	28,977,142.62	27,523,862.50	1,453,280.12	27,523,862.50	100.00	1,453,280.12	27,523,862.50	0.0	27,523,862.50	0.00	100.00
		0004	DESARROLLO CACAOTALERO	25,991,595.00	4,561,732.67	30,553,327.67	28,436,521.83	2,116,805.84	28,436,521.83	100.00	2,116,805.84	28,283,075.02	153,446.8	25,036,959.90	3,246,115.12	88.52
		0005	MECANIZACION AGRICOLA	19,517,063.00	44,291.80	19,561,354.80	18,677,522.22	883,832.58	18,677,522.22	100.00	883,832.58	18,677,522.22	0.0	18,677,522.22	0.00	100.00
		0006	VENTAS DE INSUMOS Y HERRAMIENTAS MENORES	8,198,737.00	-203,078.60	7,995,658.40	7,463,790.61	531,867.79	7,463,790.61	100.00	531,867.79	7,463,790.61	0.0	7,463,790.61	0.00	100.00
		0001	FOMENTO ARROCERO	70,227,031.00	-1,626,187.26	68,600,843.74	67,446,722.07	1,154,121.67	67,446,722.07	100.00	1,154,121.67	67,446,722.07	0.0	67,446,722.07	0.00	100.00
		0008	PESCA Y ACUICULTURA	932,000.00	-932,000.00	0.00	0.00	0.00	0.00	0.00	0.00	0.00	0.0	0.00	0.00	0.00
11	00	11	FOMENTO DE LA PRODUCCION AGRICOLA	44,748,324.00	0.00	44,748,324.00	44,748,324.00	0.00	44,748,324.00	100.00	0.00	44,748,324.00	0.00	44,748,324.00	0.00	100.00
		0051	APOYO A LA TRANSICION COMPETITIVA AGROALIMENTARI	44,748,324.00	0.00	44,748,324.00	44,748,324.00	0.00	44,748,324.00	100.00	0.00	44,748,324.00	0.0	44,748,324.00	0.00	100.00
11	00	15	FOMENTO DE LA PRODUCCION AGRICOLA	13,053,352.00	0.00	13,053,352.00	13,053,300.00	52.00	13,053,300.00	100.00	52.00	13,053,300.00	0.00	13,053,300.00	0.00	100.00
		0001	INSTALACION DE HUERTOS EN ZONAS RURALES	13,053,352.00	0.00	13,053,352.00	13,053,300.00	52.00	13,053,300.00	100.00	52.00	13,053,300.00	0.0	13,053,300.00	0.00	100.00
12	00	00	ASISTENCIA Y TRANSFERENCIA TECNOLOGICA	32,266,778.00	0.00	32,266,778.00	30,964,358.12	1,302,419.88	30,964,358.12	300.00	1,302,419.88	30,659,067.00	305,291.12	27,293,843.37	3,365,223.63	273.81
		0001	ORGANIZACION RURAL	193,135.00	-134,755.02	58,379.98	26,944.98	31,435.00	26,944.98	100.00	31,435.00	26,944.98	0.0	26,944.98	0.00	100.00
		0002	ASISTENCIA TECNICA Y CAPACITACION AGRICOLA	13,669,908.00	209,245.02	13,879,153.02	13,153,590.77	725,562.25	13,153,590.77	100.00	725,562.25	12,848,299.65	305,291.1	9,483,076.02	3,365,223.63	73.81
		0003	SANIDAD PREVENTIVA, INOCUIDAD Y CUARENTENA	18,403,735.00	-74,490.00	18,329,245.00	17,783,822.37	545,422.63	17,783,822.37	100.00	545,422.63	17,783,822.37	0.0	17,783,822.37	0.00	100.00
12	00	16	ASISTENCIA Y TRANSFERENCIA TECNOLOGICA	1,500,000.00	0.00	1,500,000.00	1,499,999.41	0.59	1,499,999.41	100.00	0.59	1,499,999.41	0.00	1,275,000.00	224,999.41	85.00
		0051	SISTEMA DE CONSERVACION Y COMERCIALIZACION DE PE	1,500,000.00	0.00	1,500,000.00	1,499,999.41	0.59	1,499,999.41	100.00	0.59	1,499,999.41	0.0	1,275,000.00	224,999.41	85.00
13	00	00	ASISTENCIA TEC. Y FOMENTO DE LA PROD. PECUARIA	168,293,647.00	-7,690,040.00	160,603,607.00	128,685,758.79	31,917,848.21	128,569,090.79	299.92	32,014,516.21	128,566,271.76	22,819.03	124,609,357.81	3,956,913.95	276.39
		0002	PRODUCCION DE INSUMOS BIOLOGICOS	2,385,677.00	0.00	2,385,677.00	1,264,879.19	1,120,797.81	1,264,879.19	100.00	1,120,797.81	1,264,879.19	0.0	1,149,878.72	115,000.47	90.91
		0003	MEJORAMIENTO Y DESARROLLO PECUARIO	40,648,084.00	-10,071,511.24	30,576,572.76	9,714,596.78	20,861,975.98	9,714,596.78	100.00	20,861,975.98	9,697,596.75	17,000.0	8,508,815.11	1,188,781.64	87.74
		0001	SANIDAD PREVENTIVA, INOCUIDAD Y CUARENTENA ANIMA	125,259,886.00	2,381,471.24	127,641,357.24	117,706,282.82	9,935,074.42	117,609,614.82	99.92	10,031,742.42	117,603,795.82	5,819.0	114,950,663.98	2,653,131.84	97.74
13	00	12	ASISTENCIA TEC. Y FOMENTO DE LA PROD. PECUARIA	10,000,000.00	0.00	10,000,000.00	9,906,329.20	93,670.80	8,011,745.28	80.88	1,988,254.72	8,011,745.28	0.00	8,011,745.28	0.00	100.00
		0001	CONTROL Y ERRADICACION DE LA PESTE PORCINA	10,000,000.00	0.00	10,000,000.00	9,906,329.20	93,670.80	8,011,745.28	80.88	1,988,254.72	8,011,745.28	0.0	8,011,745.28	0.00	100.00
98	00	00	ADMINISTRACION DE CONTRIBUCIONES ESPECIALES	592,735,838.00	-1,627,956.00	591,107,882.00	590,949,765.81	158,116.19	590,949,765.81	100.00	158,116.19	590,949,765.81	0.00	519,820,893.43	71,128,872.38	87.96
		0000	ADMINISTRACION DE CONTRIBUCIONES ESPECIALES	592,735,838.00	-1,627,956.00	591,107,882.00	590,949,765.81	158,116.19	590,949,765.81	100.00	158,116.19	590,949,765.81	0.0	519,820,893.43	71,128,872.38	87.96
99	00	00	ADM. DE ACTIVOS, PASIVOS Y TRANSFERENCIAS	2,271,551,011.00	128,046,990.74	2,399,598,001.74	2,387,369,190.74	12,228,811.00	2,387,369,190.74	100.00	12,228,811.00	2,387,369,190.74	0.00	2,335,322,730.83	52,046,459.91	97.82
		0000	ADM. DE ACTIVOS, PASIVOS Y TRANSFERENCIAS	2,271,551,011.00	128,046,990.74	2,399,598,001.74	2,387,369,190.74	12,228,811.00	2,387,369,190.74	100.00	12,228,811.00	2,387,369,190.74	0.0	2,335,322,730.83	52,046,459.91	97.82
	Total Fuente:		10	4,901,312,066.00	846,109,862.74	5,747,421,928.74	5,667,632,515.27	79,789,413.47	5,664,106,634.02	2,580.39	83,315,294.72	5,661,855,208.38	2,251,425.64	5,517,850,941.32	144,004,267.06	2,495.08

Fuente Financ 20

Prog	Sub Pry	Act	Descripcion 1	Apropiacion Original 2	Modificaciones 3	Apropiación Vigente 4	Prevision de la Apropiacion 5	Disponible 6	Compromiso 7	% Compromiso 8	Apropiación Disponible 9	Devengado 10	Compromiso No Devengado 11	Pagado 12	Devengado No Pagado 13	Por Pagar 14
98	00	00	ADMINISTRACION DE CONTRIBUCIONES ESPECIALES	120,000,000.00	0.00	120,000,000.00	120,000,000.00	0.00	120,000,000.00	100.00	0.00	120,000,000.00	0.00	120,000,000.00	0.00	100.00
		0000	ADMINISTRACION DE CONTRIBUCIONES ESPECIALES	120,000,000.00	0.00	120,000,000.00	120,000,000.00	0.00	120,000,000.00	100.00	0.00	120,000,000.00	0.0	120,000,000.00	0.00	100.00
99	00	00	ADM. DE ACTIVOS, PASIVOS Y TRANSFERENCIAS	224,868,272.00	0.00	224,868,272.00	224,868,266.01	5.99	224,868,266.01	100.00	5.99	224,868,266.01	0.00	224,868,266.01	0.00	100.00
		0000	ADM. DE ACTIVOS, PASIVOS Y TRANSFERENCIAS	224,868,272.00	0.00	224,868,272.00	224,868,266.01	5.99	224,868,266.01	100.00	5.99	224,868,266.01	0.0	224,868,266.01	0.00	100.00
	Total Fuente:		20	344,868,272.00	0.00	344,868,272.00	344,868,266.01	5.99	344,868,266.01	200.00	5.99	344,868,266.01	0.00	344,868,266.01	0.00	200.00

Fuente Financ 60

Prog	Sub Pry	Act	Descripcion 1	Apropiacion Original 2	Modificaciones 3	Apropiación Vigente 4	Prevision de la Apropiacion 5	Disponible 6	Compromiso 7	% Compromiso 8	Apropiación Disponible 9	Devengado 10	Compromiso No Devengado 11	Pagado 12	Devengado No Pagado 13	Por Pagar 14
02	00	14	PROYECTO CENTRAL	233,466,601.00	45,216,020.00	278,682,621.00	213,317,154.12	65,365,466.88	213,317,154.12	100.00	65,365,466.88	213,317,154.12	0.00	213,317,154.12	0.00	100.00
		0051	MERCADO FRIGORIFICOS E INVERNADEROS (PROMEFRIN	233,466,601.00	45,216,020.00	278,682,621.00	213,317,154.12	65,365,466.88	213,317,154.12	100.00	65,365,466.88	213,317,154.12	0.0	213,317,154.12	0.00	100.00

Sistema Integrado de Gestión Financiera

Periodo: 2007

REPORTE DE EJECUCION DEL GASTO POR CAPITULO Y PROGRAMAS

Cap: 0210 Fec.Inicial: 01/01/2007 Fec.Final: 30/04/2008

Capitulo 0210
Dependencia 01
Fuente Financ 60

Prog	Sub	Pry	Act	Descripcion 1	Apropiacion Original 2	Modificaciones 3	Apropiación Vigente 4	Prevision de la Apropiacion 5	Disponible 6	Compromiso 7	% Compromiso 8	Apropiación Disponible 9	Devengado 10	Compromiso No Devengado 11	Pagado 12	Devengado No Pagado 13	Por Pagar 14
11	00	11		FOMENTO DE LA PRODUCCION AGRICOLA	512,750,000.00	37,257,287.49	550,007,287.49	550,007,286.94	0.55	550,007,286.94	100.00	0.55	550,007,286.94	0.00	550,007,286.94	0.00	100.00
			0051	APOYO A LA TRANSICION COMPETITIVA AGROALIMENTARI	512,750,000.00	37,257,287.49	550,007,287.49	550,007,286.94	0.55	550,007,286.94	100.00	0.55	550,007,286.94	0.0	550,007,286.94	0.00	100.00
99	00	00		ADM. DE ACTIVOS, PASIVOS Y TRANSFERENCIAS	200,332,500.00	0.00	200,332,500.00	185,600,000.00	14,732,500.00	185,600,000.00	100.00	14,732,500.00	185,600,000.00	0.00	185,600,000.00	0.00	100.00
			0000	ADM. DE ACTIVOS, PASIVOS Y TRANSFERENCIAS	200,332,500.00	0.00	200,332,500.00	185,600,000.00	14,732,500.00	185,600,000.00	100.00	14,732,500.00	185,600,000.00	0.0	185,600,000.00	0.00	100.00
	Total Fuente:			60	946,549,101.00	82,473,307.49	1,029,022,408.49	948,924,441.06	80,097,967.43	948,924,441.06	300.00	80,097,967.43	948,924,441.06	0.00	948,924,441.06	0.00	300.00

Fuente Financ 70

Prog	Sub	Pry	Act	Descripcion 1	Apropiacion Original 2	Modificaciones 3	Apropiación Vigente 4	Prevision de la Apropiacion 5	Disponible 6	Compromiso 7	% Compromiso 8	Apropiación Disponible 9	Devengado 10	Compromiso No Devengado 11	Pagado 12	Devengado No Pagado 13	Por Pagar 14
02	00	12		PROYECTO CENTRAL	9,000,000.00	-9,000,000.00	0.00	0.00	0.00	0.00	0.00	0.00	0.00	0.00	0.00	0.00	0.00
			0002	PROGRAMA ESPECIAL DE SEGURIDAD ALIMENTARIA, PES	9,000,000.00	-9,000,000.00	0.00	0.00	0.00	0.00	0.00	0.00	0.00	0.0	0.00	0.00	0.00
02	00	13		PROYECTO CENTRAL	8,999,214.00	-8,999,214.00	0.00	0.00	0.00	0.00	0.00	0.00	0.00	0.00	0.00	0.00	0.00
			0001	FORTALECIMIENTO INSTITUCIONAL DEL SECTOR AGROPE	8,999,214.00	-8,999,214.00	0.00	0.00	0.00	0.00	0.00	0.00	0.00	0.0	0.00	0.00	0.00
13	00	00		ASISTENCIA TEC. Y FOMENTO DE LA PROD. PECUARIA	0.00	1,623,510.34	1,623,510.34	1,623,510.34	0.00	1,623,510.34	100.00	0.00	1,623,510.34	0.00	1,623,510.34	0.00	100.00
			0001	SANIDAD PREVENTIVA, INOCUIDAD Y CUARENTENA ANIMA	0.00	1,623,510.34	1,623,510.34	1,623,510.34	0.00	1,623,510.34	100.00	0.00	1,623,510.34	0.0	1,623,510.34	0.00	100.00
99	00	00		ADM. DE ACTIVOS, PASIVOS Y TRANSFERENCIAS	73,375,000.00	-73,375,000.00	0.00	0.00	0.00	0.00	0.00	0.00	0.00	0.00	0.00	0.00	0.00
			0000	ADM. DE ACTIVOS, PASIVOS Y TRANSFERENCIAS	73,375,000.00	-73,375,000.00	0.00	0.00	0.00	0.00	0.00	0.00	0.00	0.0	0.00	0.00	0.00
	Total Fuente:			70	91,374,214.00	-89,750,703.66	1,623,510.34	1,623,510.34	0.00	1,623,510.34	100.00	0.00	1,623,510.34	0.00	1,623,510.34	0.00	100.00
	Total Dependencia:			01	6,284,103,653.00	838,832,466.57	7,122,936,119.57	6,963,048,732.68	159,887,386.89	6,959,522,851.43	3,180.39	163,413,268.14	6,957,271,425.79	2,251,425.64	6,813,267,158.73	144,004,267.0	3,095.08
	Total Capitulo :			0210	6,284,103,653.00	838,832,466.57	7,122,936,119.57	6,963,048,732.68	159,887,386.89	6,959,522,851.43	3,180.39	163,413,268.14	6,957,271,425.79	2,251,425.64	6,813,267,158.73	144,004,267.06	3,095.08
	Total:				6,284,103,653.00	838,832,466.57	7,122,936,119.57	6,963,048,732.68	159,887,386.89	6,959,522,851.43	3,180.39	163,413,268.14	6,957,271,425.79	2,251,425.64	6,813,267,158.73	144,004,267.06	3,095.08

Sistema Integrado de Gestión Financiera

Periodo: 2007

REPORTE DE EJECUCION DEL GASTO POR CAPITULO Y PROGRAMAS

Cap: 0211 Fec.Inicial: 01/01/2007 Fec.Final: 30/04/2008

Capitulo 0211
Dependencia 01
Fuente Financ 10

Prog	Sub Pry	Act	Descripcion 1	Apropiacion Original 2	Modificaciones 3	Apropiación Vigente 4	Previsión de la Apropiación 5	Disponible 6	Compromiso 7	% Compromiso 8	Apropiación Disponible 9	Devengado 10	Compromiso No Devengado 11	Pagado 12	Devengado No Pagado 13	Por Pagar 14
01	00	00	ACTIVIDADES CENTRALES	798,092,144.00	188,163,389.82	986,255,533.82	965,676,770.64	20,578,763.18	964,612,327.64	398.81	21,643,206.18	964,384,375.83	227,951.81	957,546,759.04	6,837,616.79	395.08
		0002	GESTION ADMINISTRATIVA Y FINANCIERA	70,912,094.00	-21,170,475.76	49,741,618.24	48,387,717.63	1,353,900.61	48,387,717.63	100.00	1,353,900.61	48,387,717.63	0.0	48,278,363.23	109,354.40	99.77
		0001	SERVICIOS DE DIRECCION Y COORDINACION	602,250,758.00	192,955,156.82	795,205,914.82	779,441,011.83	15,764,902.99	779,346,651.83	99.99	15,859,262.99	779,275,010.02	71,641.8	776,140,487.17	3,134,522.85	99.60
		0005	SERVICIOS DE EMBELLECIMIENTO DE AVE. Y CARRET. Y C	54,414,729.00	0.00	54,414,729.00	53,031,415.02	1,383,313.98	52,977,711.02	99.90	1,437,017.98	52,977,711.02	0.0	52,977,711.02	0.00	100.00
		0004	ADMINISTRACION DE EQUIPOS Y TALLERES	70,514,563.00	16,378,708.76	86,893,271.76	84,816,626.16	2,076,645.60	83,900,247.16	98.92	2,993,024.60	83,743,937.16	156,310.0	80,150,197.62	3,593,739.54	95.71
11	00	00	CONSTRUCCION,RECONSTRUCCION Y MANTENIMIENTO DE	524,102,523.00	0.00	524,102,523.00	513,509,123.19	10,593,399.81	508,655,908.78	99.05	15,446,614.22	508,330,328.40	325,580.38	505,981,520.76	2,348,807.64	99.54
		0001	DIRECCION,COORDINACION Y SUPERVISION TECNICA	524,102,523.00	0.00	524,102,523.00	513,509,123.19	10,593,399.81	508,655,908.78	99.05	15,446,614.22	508,330,328.40	325,580.4	505,981,520.76	2,348,807.64	99.54
11	01	11	CONSTRUCCION,RECONSTRUCCION Y MANTENIMIENTO DE	1,377,691,884.00	724,357,109.27	2,102,048,993.27	2,099,454,115.24	2,594,878.03	2,099,454,115.24	4,600.00	2,594,878.03	2,099,454,115.24	0.00	2,001,218,115.59	98,235,999.65	4,451.93
		0131	EMBELLECIMIENTO Y PROYECTO ARTISTICO DE LA AUT. LA	0.00	64,000,000.00	64,000,000.00	64,000,000.00	0.00	64,000,000.00	100.00	0.00	64,000,000.00	0.0	64,000,000.00	0.00	100.00
		0082	ILUMINACION VIAL PROLONG. AVENIDA 27 DE FEBRERO (TI	0.00	31,557,000.00	31,557,000.00	31,556,697.79	302.21	31,556,697.79	100.00	302.21	31,556,697.79	0.0	31,556,697.79	0.00	100.00
		0123	TERMINACION TUNEL AV. NUÑEZ DE CACERES	34,866,194.00	-26,866,194.00	8,000,000.00	8,000,000.00	0.00	8,000,000.00	100.00	0.00	8,000,000.00	0.0	8,000,000.00	0.00	100.00
		0140	CONSTRUCCION CALLES, ACERAS Y CONTENES DEL ENS.	0.00	5,000,000.00	5,000,000.00	5,000,000.00	0.00	5,000,000.00	100.00	0.00	5,000,000.00	0.0	5,000,000.00	0.00	100.00
		0062	CONST. Y RECONST. DE CALLES DE LAS YAYAS, PROV. AZU	16,821,000.00	-10,022,100.00	6,798,900.00	6,798,900.00	0.00	6,798,900.00	100.00	0.00	6,798,900.00	0.0	6,798,900.00	0.00	100.00
		0098	CONST. CALLES BARRIO EL SORDO, PROV. DUARTE	6,082,180.00	-1,137,255.00	4,944,925.00	4,944,924.81	0.19	4,944,924.81	100.00	0.19	4,944,924.81	0.0	4,944,924.81	0.00	100.00
		0053	CONSTRUCCION BOULEVARD TURISTICO DEL ESTE	10,000,000.00	229,549,100.00	239,549,100.00	239,549,099.65	0.35	239,549,099.65	100.00	0.35	239,549,099.65	0.0	200,313,100.00	39,235,999.65	83.62
		0100	CONST. CALLES BARRIO LAS COLINAS, PROV. DUARTE	7,628,990.00	-7,628,990.00	0.00	0.00	0.00	0.00	0.00	0.00	0.00	0.0	0.00	0.00	0.00
		0117	CONSTRUCCION DE LAS CALLES DE GUANITO Y SABANA A	917,822.00	-917,822.00	0.00	0.00	0.00	0.00	0.00	0.00	0.00	0.0	0.00	0.00	0.00
		0085	ALUMBRADO AV. JHON F. KENNEDY DESDE AV. W.CHURCH-	6,179,079.00	-6,179,079.00	0.00	0.00	0.00	0.00	0.00	0.00	0.00	0.0	0.00	0.00	0.00
		0092	CONST. ACERAS Y CONTENES BARRIO NUEVO, MUNICIPIO	2,536,500.00	477,041.00	3,013,541.00	3,013,540.70	0.30	3,013,540.70	100.00	0.30	3,013,540.70	0.0	3,013,540.70	0.00	100.00
		0106	CONST. CALLES, ACERAS Y CONTENES, BO. SAN ISIDRO, M	4,325,400.00	-4,325,400.00	0.00	0.00	0.00	0.00	0.00	0.00	0.00	0.0	0.00	0.00	0.00
		0094	CONST. ACERAS Y CONTENES EN EL POSITO, VILLA SINDA	252,252.00	-252,252.00	0.00	0.00	0.00	0.00	0.00	0.00	0.00	0.0	0.00	0.00	0.00
		0102	CONST. CALLES BARRIO LOS MAESTROS, PROV. DUARTE	15,777,545.00	-15,777,545.00	0.00	0.00	0.00	0.00	0.00	0.00	0.00	0.0	0.00	0.00	0.00
		0134	CONSTRUCCION DE LAS CALLES DEL SECTOR PONTAJA, S	0.00	1,000,000.00	1,000,000.00	1,000,000.00	0.00	1,000,000.00	100.00	0.00	1,000,000.00	0.0	1,000,000.00	0.00	100.00
		0113	CONSTRUCCION ACERAS Y CONTENES EN EL BARRIO BUE	1,140,000.00	-640,000.00	500,000.00	500,000.00	0.00	500,000.00	100.00	0.00	500,000.00	0.0	500,000.00	0.00	100.00
		0129	ASFALTADO CALLES DE VILLA RIVA, PROV. DUARTE	15,000,000.00	12,034,079.00	27,034,079.00	27,034,079.00	0.00	27,034,079.00	100.00	0.00	27,034,079.00	0.0	18,034,079.00	9,000,000.00	66.71
		0124	TERMINACION CALLES DE MICHES	255,668.00	-255,668.00	0.00	0.00	0.00	0.00	0.00	0.00	0.00	0.0	0.00	0.00	0.00
		0112	CONSTRUCCION ACERAS Y CONTENES BARRIOS VILLA OL	5,203,872.00	-4,203,872.00	1,000,000.00	1,000,000.00	0.00	1,000,000.00	100.00	0.00	1,000,000.00	0.0	1,000,000.00	0.00	100.00
		0090	CALLES Y MUNICIPIOS DE VILLA YAIBA LOS CACHONES, SA	8,459,528.00	-8,459,528.00	0.00	0.00	0.00	0.00	0.00	0.00	0.00	0.0	0.00	0.00	0.00
		0066	CONST. VERJA PERIMETRAL-AREA DE PARQUEO Y CALLES	0.00	1,011,885.00	1,011,885.00	1,011,884.54	0.46	1,011,884.54	100.00	0.46	1,011,884.54	0.0	1,011,884.54	0.00	100.00
		0065	CONSTRUCCION AVENIDA PENETRACION HOSPITAL DE LO	4,274,946.00	-3,774,946.00	500,000.00	500,000.00	0.00	500,000.00	100.00	0.00	500,000.00	0.0	500,000.00	0.00	100.00
		0121	CONSTRUCCION Y RECONST. DE CALLES MUNICIPIO DE M.	2,699,956.00	0.00	2,699,956.00	1,000,000.00	1,699,956.00	1,000,000.00	100.00	1,699,956.00	1,000,000.00	0.0	1,000,000.00	0.00	100.00
		0075	CONSTRUCCION ELEVADO MANOGUAYABO-AUTOPISTA DU	300,000,000.00	-299,999,999.15	0.85	0.00	0.85	0.00	0.00	0.85	0.00	0.0	0.00	0.00	0.00
		0127	SISTEMA DE ILUMINACION EN AUTOPISTA LAS AMERICAS,	10,078,027.00	8,780,000.00	18,858,027.00	18,854,014.40	4,012.60	18,854,014.40	100.00	4,012.60	18,854,014.40	0.0	18,854,014.40	0.00	100.00
		0072	CONST. Y RECONST.DE LAS CALLES DEL MUNICIPIO LAS T	20,463,145.00	-15,764,720.94	4,698,424.06	4,698,423.83	0.23	4,698,423.83	100.00	0.23	4,698,423.83	0.0	4,698,423.83	0.00	100.00
		0109	CONST. MUROS DE GAVIONES EN EL BARRIO LOS CARTON	2,393,228.00	-1,393,228.00	1,000,000.00	1,000,000.00	0.00	1,000,000.00	100.00	0.00	1,000,000.00	0.0	1,000,000.00	0.00	100.00
		0126	SUMINISTRO DE HORMIGON ASFALTICO CALIENTE PARA B	26,700,000.00	67,072,878.60	93,772,878.60	93,772,878.40	0.20	93,772,878.40	100.00	0.20	93,772,878.40	0.0	93,772,878.40	0.00	100.00
		0056	CONST.C/ ENTRADA (CAM.CARRETERO) DAMAJAGUA-MAN	4,653,446.00	-3,153,446.00	1,500,000.00	1,500,000.00	0.00	1,500,000.00	100.00	0.00	1,500,000.00	0.0	1,500,000.00	0.00	100.00
		0105	CONST. CALLES BARRIO VISTA LINDA, PROV. DUARTE	3,227,505.00	-2,227,505.00	1,000,000.00	1,000,000.00	0.00	1,000,000.00	100.00	0.00	1,000,000.00	0.0	1,000,000.00	0.00	100.00
		0132	REACOND. AUT. LAS AMERICAS Y SUMINISTRO Y COLOC. D	0.00	34,000,000.00	34,000,000.00	34,000,000.00	0.00	34,000,000.00	100.00	0.00	34,000,000.00	0.0	34,000,000.00	0.00	100.00
		0101	CONST. CALLES BARRIO LOS CHIRIPOS, PROV. DUARTE	2,229,754.00	-2,229,754.00	0.00	0.00	0.00	0.00	0.00	0.00	0.00	0.0	0.00	0.00	0.00
		0141	CONSTRUCCON DE LAS CALLES DE LA URBANIZACION COI	0.00	444,254.00	444,254.00	444,254.00	0.00	444,254.00	100.00	0.00	444,254.00	0.0	444,254.00	0.00	100.00
		0089	CALLE PADRE FANTINO ESQ. MARIA TRINIDAD SANCHEZ	160,478.00	-160,478.00	0.00	0.00	0.00	0.00	0.00	0.00	0.00	0.0	0.00	0.00	0.00
		0080	CONST. CALLES, ACERAS Y CONTENES DE JUANCHO, PED	9,337,889.00	-1,855,124.00	7,482,765.00	7,482,764.25	0.75	7,482,764.25	100.00	0.75	7,482,764.25	0.0	7,482,764.25	0.00	100.00
		0054	CONSTRUCCION DE LA AVE. CIRCUNVALACION SANTIAGO	5,000,000.00	6,000,000.00	11,000,000.00	10,500,000.00	500,000.00	10,500,000.00	100.00	500,000.00	10,500,000.00	0.0	500,000.00	10,000,000.00	4.76
		0138	CONSTRUCCION DE LA CALLE LUCRECIA DE LA CRUZ, SEC	0.00	0.00	0.00	0.00	0.00	0.00	0.00	0.00	0.00	0.0	0.00	0.00	0.00
		0116	CONSTRUCCION DE CALLES Y ACERAS, EN EL MUNICIPIO I	4,806,000.00	-4,306,000.00	500,000.00	500,000.00	0.00	500,000.00	100.00	0.00	500,000.00	0.0	500,000.00	0.00	100.00
		0103	CONST. CALLES BARRIO LOS POMOS 1RA ETAPA	1,281,572.00	-1,281,572.00	0.00	0.00	0.00	0.00	0.00	0.00	0.00	0.0	0.00	0.00	0.00
		0118	CONSTRUCCION Y RECONST. ACERAS Y CONTENES, BARR	2,403,000.00	-403,000.00	2,000,000.00	2,000,000.00	0.00	2,000,000.00	100.00	0.00	2,000,000.00	0.0	2,000,000.00	0.00	100.00
		0095	CONST. ACERAS Y CONTENES MUNICIPIO DE MONCION	2,280,000.00	-2,280,000.00	0.00	0.00	0.00	0.00	0.00	0.00	0.00	0.0	0.00	0.00	0.00
		0130	ASFALTADO CALLES DE MAO Y ESPERANZA, PROV. VALVE	20,000,000.00	-20,000,000.00	0.00	0.00	0.00	0.00	0.00	0.00	0.00	0.0	0.00	0.00	0.00
		0125	TERMINACION ASFALTADO CALLES DE LA ROMANA	2,502,005.00	-2,502,000.00	5.00	0.00	5.00	0.00	0.00	5.00	0.00	0.0	0.00	0.00	0.00
		0055	PLAN NACIONAL DE ASFALTADO DE: CALLES, AVENIDAS, C	590,000,000.00	673,826,232.41	1,263,826,232.41	1,263,817,273.72	8,958.69	1,263,817,273.72	100.00	8,958.69	1,263,817,273.72	0.0	1,223,817,273.72	40,000,000.00	96.83
		0061	CONSTRUCCION CALLES ,ACERAS Y CONTENES SECTOR I	15,571,840.00	16,387,160.00	31,959,000.00	31,959,000.00	0.00	31,959,000.00	100.00	0.00	31,959,000.00	0.0	31,959,000.00	0.00	100.00
		0136	CONSTRUCCION MURO DIVISORIOS EN LA AVENIDA LOPEZ	0.00	300,000.00	300,000.00	300,000.00	0.00	300,000.00	100.00	0.00	300,000.00	0.0	300,000.00	0.00	100.00
		0135	CONSTRUCCION CALLES BO. NUEVO Y PUERTO RICO,MOC	0.00	321,794.00	321,794.00	321,793.86	0.14	321,793.86	100.00	0.14	321,793.86	0.0	321,793.86	0.00	100.00
		0096	CONST. CALLES BARRIO DE ACTIVACION	1,637,081.00	-1,637,031.00	50.00	0.00	50.00	0.00	0.00	50.00	0.00	0.0	0.00	0.00	0.00

Sistema Integrado de Gestión Financiera

Periodo: 2007

REPORTE DE EJECUCION DEL GASTO POR CAPITULO Y PROGRAMAS

Cap: 0211 Fec.Inicial: 01/01/2007 Fec.Final: 30/04/2008

Capitulo 0211
Dependencia 01
Fuente Financ 10

Prog	Sub Pry	Act	Descripcion 1	Apropiacion Original 2	Modificaciones 3	Apropiación Vigente 4	Previsión de la Apropiación 5	Disponible 6	Compromiso 7	% Compromiso 8	Apropiación Disponible 9	Devengado 10	Compromiso No Devengado 11	Pagado 12	Devengado No Pagado 13	Por Pagar 14
11	01	11	CONSTRUCCION,RECONSTRUCCION Y MANTENIMIENTO DE	1,377,691,884.00	724,357,109.27	2,102,048,993.27	2,099,454,115.24	2,594,878.03	2,099,454,115.24	4,600.00	2,594,878.03	2,099,454,115.24	0.00	2,001,218,115.59	98,235,999.65	4,451.98
		0111	CONSTRUCCION ACERAS Y CONTENES BARRIO LOS PADR	2,659,878.00	-1,659,878.00	1,000,000.00	1,000,000.00	0.00	1,000,000.00	100.00	0.00	1,000,000.00	0.0	1,000,000.00	0.00	100.00
		0093	CONST. ACERAS Y CONTENES EN CANA CHAPETON, HATIL	5,327,370.00	-4,685,278.00	642,092.00	642,091.37	0.63	642,091.37	100.00	0.63	642,091.37	0.0	642,091.37	0.00	100.00
		0076	REMOZAMIENTO AVENIDA DUARTE Y PORTAL BARRIO CHII	19,642,854.00	78,220,186.00	97,863,040.00	97,862,906.92	133.08	97,862,906.92	100.00	133.08	97,862,906.92	0.0	97,862,906.92	0.00	100.00
		0091	CIRCUNVALACION DE LA ROMANA.	10,000,000.00	-10,000,000.00	0.00	0.00	0.00	0.00	0.00	0.00	0.00	0.0	0.00	0.00	0.00
		0128	REMOCION E INSTALACIONES DE CERAMICA TUNEL AVE. L	30,000,000.00	-8,000,000.00	22,000,000.00	22,000,000.00	0.00	22,000,000.00	100.00	0.00	22,000,000.00	0.0	22,000,000.00	0.00	100.00
		0137	CONST. VIA DE ACCESO Y RETORNO INDUSTRIAS DOS RIC	0.00	0.00	0.00	0.00	0.00	0.00	0.00	0.00	0.00	0.0	0.00	0.00	0.00
		0059	CONST.CALLES: S.MATA L/INDIOS-L/ALKIANOS-V.ESP.-S.P.	10,800,000.00	4,200,000.00	15,000,000.00	15,000,000.00	0.00	15,000,000.00	100.00	0.00	15,000,000.00	0.0	15,000,000.00	0.00	100.00
		0119	CONSTRUCCION Y RECONST. ACERAS Y CONTENES EN CA	1,405,346.00	-1,405,346.00	0.00	0.00	0.00	0.00	0.00	0.00	0.00	0.0	0.00	0.00	0.00
		0104	CONST. CALLES BARRIO SALVADOR THEN Y THEN, PROV. I	2,744,863.00	-2,744,863.00	0.00	0.00	0.00	0.00	0.00	0.00	0.00	0.0	0.00	0.00	0.00
		0122	ENTRADA DE UNPHU-LA CANELA-BOCA DE NIGUA, NIGUA	53,615.00	0.00	53,615.00	53,615.00	0.00	53,615.00	100.00	0.00	53,615.00	0.0	53,615.00	0.00	100.00
		0115	CONSTRUCCION DE ACERAS Y CONTENES DE LAS MATAS	15,529,160.00	-416,706.00	15,112,454.00	15,000,000.00	112,454.00	15,000,000.00	100.00	112,454.00	15,000,000.00	0.0	15,000,000.00	0.00	100.00
		0057	CONST.Y RECONST.DE CALLES DE LAS YAYAS PROV. AZU	16,821,000.00	9,090,098.00	25,911,098.00	25,909,419.66	1,678.32	25,909,419.66	100.00	1,678.32	25,909,419.66	0.0	25,909,419.66	0.00	100.00
		0078	CONSTRUCCION DE ELEVADO AUTOPISTA DUARTE ENTRA	35,000,000.00	-23,852,933.00	11,147,067.00	11,147,066.14	0.86	11,147,066.14	100.00	0.86	11,147,066.14	0.0	11,147,066.14	0.00	100.00
		0060	CONSTR. Y RECONST. CALLES BARRIO NUEVO Y AV. LOS F	0.00	32,790,507.35	32,790,507.35	32,790,507.35	0.00	32,790,507.35	100.00	0.00	32,790,507.35	0.0	32,790,507.35	0.00	100.00
		0099	CONST. CALLES BARRIO LA PIEDRA, PARAJE LA BIJIA	1,757,733.00	-1,757,733.00	0.00	0.00	0.00	0.00	0.00	0.00	0.00	0.0	0.00	0.00	0.00
		0120	CONSTRUCCION Y RECONST. CALLES Y ACERAS, MUNICIP	5,073,000.00	-73,000.00	5,000,000.00	5,000,000.00	0.00	5,000,000.00	100.00	0.00	5,000,000.00	0.0	5,000,000.00	0.00	100.00
		0086	AMPLIACION AV. PADRE CASTELLANOS (17), DISTRITO NAC	36,000,000.00	-36,000,000.00	0.00	0.00	0.00	0.00	0.00	0.00	0.00	0.0	0.00	0.00	0.00
		0139	VIAS DE ACCESO AL VALNEARIO LAS CHARCAS DE SANTIA	0.00	0.00	0.00	0.00	0.00	0.00	0.00	0.00	0.00	0.0	0.00	0.00	0.00
		0107	CONST. DE ACERAS Y CONTENES BARRIOS FRANCISCO JA	2,677,766.00	-2,677,766.00	0.00	0.00	0.00	0.00	0.00	0.00	0.00	0.0	0.00	0.00	0.00
		0108	CONST. ELEVADO AUTOPISTA SAN ISIDRO-CHARLES DE G	8,000,000.00	-8,000,000.00	0.00	0.00	0.00	0.00	0.00	0.00	0.00	0.0	0.00	0.00	0.00
		0087	CONST. CALLES Y CONTENES BARRIO LOS COCUYOS, PED	3,161,356.00	-1,779,456.00	1,381,900.00	1,381,899.60	0.40	1,381,899.60	100.00	0.40	1,381,899.60	0.0	1,381,899.60	0.00	100.00
		0133	CONST. ACERAS Y CONTENES EN DIFERENTES SECTORES	0.00	3,586,709.00	3,586,709.00	3,586,708.11	0.89	3,586,708.11	100.00	0.89	3,586,708.11	0.0	3,586,708.11	0.00	100.00
		0114	CONSTRUCCION ACERAS, CONTENES Y BADENES EN CAS	287,694.00	0.00	287,694.00	20,372.12	267,321.88	20,372.12	100.00	267,321.88	20,372.12	0.0	20,372.12	0.00	100.00
		0097	CONST. CALLES BARRIO EL ARROZAL, VILLA VASQUEZ, MC	3,604,347.00	-2,604,347.00	1,000,000.00	1,000,000.00	0.00	1,000,000.00	100.00	0.00	1,000,000.00	0.0	1,000,000.00	0.00	100.00
11	01	12	CONSTRUCCION,RECONSTRUCCION Y MANTENIMIENTO DE	1,241,622,274.00	283,776,683.76	1,525,398,957.76	1,523,402,856.93	1,996,100.83	1,523,402,856.93	3,600.00	1,996,100.83	1,516,669,799.02	6,733,057.91	1,417,957,207.07	98,712,591.95	3,093.98
		0067	RECONST.TRAMOS CARR. L/GUAYIGA(KM.22)H. NUEVO(Y S	0.00	6,728,717.96	6,728,717.96	6,728,717.96	0.00	6,728,717.96	100.00	0.00	6,728,717.96	0.0	6,728,717.96	0.00	100.00
		0149	CARRETERA JUAN ADRIAN-RANCHO ARRIBA PROV. MONSE	30,000,000.00	11,000,000.00	41,000,000.00	41,000,000.00	0.00	41,000,000.00	100.00	0.00	39,176,455.85	1,823,544.2	39,176,455.85	0.00	100.00
		0099	CONST. CARRET. SALCEDO-MONTELLANO-LOS TRES CRU	6,675,000.00	-6,675,000.00	0.00	0.00	0.00	0.00	0.00	0.00	0.00	0.0	0.00	0.00	0.00
		0142	CARRETERA SAN PEDRO DE MACORIS-CONSUELO, PROV.	20,000,000.00	-20,000,000.00	0.00	0.00	0.00	0.00	0.00	0.00	0.00	0.0	0.00	0.00	0.00
		0056	CONSTRUCCION CARRETERA EL CARDON-BATEY 2 PROV.	53,400,000.00	80,455,707.00	133,855,707.00	133,855,706.81	0.19	133,855,706.81	100.00	0.19	133,855,706.81	0.0	133,855,706.81	0.00	100.00
		0137	CARRETERA LAS PAJA-EL GUINEAL, PROV. DUARTE	40,000,000.00	-40,000,000.00	0.00	0.00	0.00	0.00	0.00	0.00	0.00	0.0	0.00	0.00	0.00
		0107	CONST. CARR. SABANA IGLESIA-BAITOA-LA CANELA-LOS	2,500,000.00	-2,500,000.00	0.00	0.00	0.00	0.00	0.00	0.00	0.00	0.0	0.00	0.00	0.00
		0132	CONSTRUCCION CONTROBA-JIMA ARRIBA, LA VEGA	6,675,000.00	-6,675,000.00	0.00	0.00	0.00	0.00	0.00	0.00	0.00	0.0	0.00	0.00	0.00
		0125	CARRETERA UVERO ALTO-MICHES, LA ALTAGRACIA	13,350,000.00	-9,250,000.00	4,100,000.00	4,100,000.00	0.00	4,100,000.00	100.00	0.00	4,100,000.00	0.0	0.00	4,100,000.00	0.00
		0080	TERMINACION CARRETERA SAN CRISTOBAL-VILLA ALTAGF	5,340,000.00	39,293,790.00	44,633,790.00	44,593,790.00	40,000.00	44,593,790.00	100.00	40,000.00	44,593,790.00	0.0	44,593,790.00	0.00	100.00
		0111	TERM. CARRETERA CAÑA FISTOL, LAS TABLAS, PERAVIA	2,670,000.00	10,709,890.00	13,379,890.00	13,379,889.52	0.48	13,379,889.52	100.00	0.48	13,379,889.52	0.0	13,379,889.52	0.00	100.00
		0089	CONSTRUCCION CARRETERA AZUA - PERALTA.	10,769,261.00	27,390,883.00	38,160,144.00	38,160,143.91	0.09	38,160,143.91	100.00	0.09	38,160,143.91	0.0	28,160,143.91	10,000,000.00	73.79
		0123	CARRETERA POSTER RIO-GUAYABAL, INDEPENDENCIA	20,050,000.00	-20,050,000.00	0.00	0.00	0.00	0.00	0.00	0.00	0.00	0.0	0.00	0.00	0.00
		0071	CONSTRUCCION CARRETERA BOCA DE YASICA-BATEY GIN	2,430,258.00	-430,258.00	2,000,000.00	2,000,000.00	0.00	2,000,000.00	100.00	0.00	2,000,000.00	0.0	2,000,000.00	0.00	100.00
		0112	TERM. CARR. CR. DE GUERRA- BAYAGUANA, MONTE PLAT	25,000,000.00	-5,000,000.00	20,000,000.00	20,000,000.00	0.00	20,000,000.00	100.00	0.00	20,000,000.00	0.0	20,000,000.00	0.00	100.00
		0147	CONSTRUCCION CARRETERA LA CUARENTA-EL TABLON-P	5,000,000.00	-5,000,000.00	0.00	0.00	0.00	0.00	0.00	0.00	0.00	0.0	0.00	0.00	0.00
		0100	CONST. CARR. GALVAN, MAJAGUAL, BAHORUCO	10,947,000.00	5,000,000.00	15,947,000.00	15,947,000.00	0.00	15,947,000.00	100.00	0.00	15,947,000.00	0.0	15,947,000.00	0.00	100.00
		0098	CONST. CARR. RANCHO FRANCISCO-LOS TRAMOJOS	5,340,000.00	-5,340,000.00	0.00	0.00	0.00	0.00	0.00	0.00	0.00	0.0	0.00	0.00	0.00
		0072	CONSTRUCCION CARRETERA CUERO DURO-JUAN LOPEZ,	4,451,432.00	8,187,216.00	12,638,648.00	12,637,792.99	855.01	12,637,792.99	100.00	855.01	12,637,792.99	0.0	10,225,201.04	2,412,591.95	80.91
		0148	CARRETERA LLANO DE PEREZ -BAJABONICO-PROV.PUER	35,000,000.00	-35,000,000.00	0.00	0.00	0.00	0.00	0.00	0.00	0.00	0.0	0.00	0.00	0.00
		0113	TERM. CARR. LAS TERRENAS-LA BARBACOA, CON SUS PU	7,200,000.00	-7,200,000.00	0.00	0.00	0.00	0.00	0.00	0.00	0.00	0.0	0.00	0.00	0.00
		0143	CARRETERA EL LLANO-EL PUERTO, PROV. SAN PEDRO MA	10,000,000.00	-10,000,000.00	0.00	0.00	0.00	0.00	0.00	0.00	0.00	0.0	0.00	0.00	0.00
		0116	CONST. CARRET. GALVAN-EL RODEO, PROV. BAHORUCO	19,345,000.00	-19,345,000.00	0.00	0.00	0.00	0.00	0.00	0.00	0.00	0.0	0.00	0.00	0.00
		0127	CONSTRUCCION DEL TRAMO II DE LA CARRETERA SAN JU	67,907,505.00	-17,907,505.00	50,000,000.00	50,000,000.00	0.00	50,000,000.00	100.00	0.00	50,000,000.00	0.0	50,000,000.00	0.00	100.00
		0115	TERMINACION CARRET. CABALLONA-HATO NUEVO, SANTC	5,340,000.00	-905,207.00	4,434,793.00	4,434,792.22	0.78	4,434,792.22	100.00	0.78	4,434,792.22	0.0	4,434,792.22	0.00	100.00
		0090	CONSTRUCCION CARRETERA PADRE LAS CASAS - LAS LA(	9,345,000.00	15,655,000.92	25,000,000.92	25,000,000.00	0.92	25,000,000.00	100.00	0.92	25,000,000.00	0.0	0.00	25,000,000.00	0.00
		0122	CARRETERA LOS CACHONE, PROV. DUARTE	2,725,815.00	-725,815.00	2,000,000.00	2,000,000.00	0.00	2,000,000.00	100.00	0.00	2,000,000.00	0.0	2,000,000.00	0.00	100.00
		0150	RECONST. CARRETERA PALMAR DE OCOA - CAÑADA DE C	0.00	13,000,000.00	13,000,000.00	13,000,000.00	0.00	13,000,000.00	100.00	0.00	13,000,000.00	0.0	11,000,000.00	2,000,000.00	84.62
		0135	CONSTRUCCION CARRETERA VILLA TAPIA-SAN FCO. MACO	20,000,000.00	-20,000,000.00	0.00	0.00	0.00	0.00	0.00	0.00	0.00	0.0	0.00	0.00	0.00
		0103	CONST. CARR. NEYBA-EL AGUACATE, BAHORUCO	10,813,500.00	-10,813,500.00	0.00	0.00	0.00	0.00	0.00	0.00	0.00	0.0	0.00	0.00	0.00

Sistema Integrado de Gestión Financiera

Periodo: 2007

REPORTE DE EJECUCION DEL GASTO POR CAPITULO Y PROGRAMAS

Cap: 0211 Fec.Inicial: 01/01/2007 Fec.Final: 30/04/2008

Capitulo 0211
Dependencia 01
Fuente Financ 10

Prog	Sub Pry	Act	Descripcion 1	Apropiacion Original 2	Modificaciones 3	Apropiación Vigente 4	Previsión de la Apropiación 5	Disponible 6	Compromiso 7	% Compromiso 8	Apropiación Disponible 9	Devengado 10	Compromiso No Devengado 11	Pagado 12	Devengado No Pagado 13	Por Pagar 14
11	01	12	CONSTRUCCION,RECONSTRUCCION Y MANTENIMIENTO DE	1,241,622,274.00	283,776,683.76	1,525,398,957.76	1,523,402,856.93	1,996,100.83	1,523,402,856.93	3,600.00	1,996,100.83	1,516,669,799.02	6,733,057.91	1,417,957,207.07	98,712,591.95	3,093.93
		0092	TERM. DE LA CARRETERA MATAYAYA - BANICA - PEDRO S	27,519,911.00	-27,519,911.00	0.00	0.00	0.00	0.00	0.00	0.00	0.00	0.0	0.00	0.00	0.00
		0118	CARR. CRUCE LOS LIMONES SAN JOSE CONUCO, SALCED	2,332,542.00	2,113,214.00	4,445,756.00	4,445,755.81	0.19	4,445,755.81	100.00	0.19	4,445,755.81	0.0	4,445,755.81	0.00	100.00
		0069	CONSTRUCCION DEL TRAMO CARRETERA EL SYBO PEDRO	30,329,676.00	19,047,382.00	49,377,058.00	49,377,058.00	0.00	49,377,058.00	100.00	0.00	49,377,058.00	0.0	39,377,058.00	10,000,000.00	79.75
		0101	CONST. CARRETERA JARAGUA- LAS CAÑITAS, BAHORUC	12,015,000.00	-12,015,000.00	0.00	0.00	0.00	0.00	0.00	0.00	0.00	0.0	0.00	0.00	0.00
		0120	CARRETERRA EL SEYBO-HATO MAYOR	5,340,000.00	4,660,000.00	10,000,000.00	10,000,000.00	0.00	10,000,000.00	100.00	0.00	10,000,000.00	0.0	5,200,000.00	4,800,000.00	52.00
		0133	CONSTRUCCION CARRETERA LA VEGA-CONSTANZA (CASA	50,000,000.00	-50,000,000.00	0.00	0.00	0.00	0.00	0.00	0.00	0.00	0.0	0.00	0.00	0.00
		0126	CARRETERAS NARANJAL Y SABANA REY, LA VEGA	6,675,000.00	-6,675,000.00	0.00	0.00	0.00	0.00	0.00	0.00	0.00	0.0	0.00	0.00	0.00
		0052	CONSTRUCCION CARRETERA SANTO DOMINGO-CRUCE RI	70,100,000.00	231,051,884.23	301,151,884.23	299,211,930.77	1,939,953.46	299,211,930.77	100.00	1,939,953.46	294,313,517.01	4,898,413.8	294,313,517.01	0.00	100.00
		0051	AMPLIACION Y RECONSTRUCCION AUT. LAS AMERICAS,TR	29,681,578.00	289,277,571.00	318,959,149.00	318,959,147.22	1.78	318,959,147.22	100.00	1.78	318,959,147.22	0.0	318,959,147.22	0.00	100.00
		0154	CONSTRUCCION MUROS GAVIONES EN LA CARRETERA SA	0.00	11,154,000.00	11,154,000.00	11,153,350.67	649.33	11,153,350.67	100.00	649.33	11,153,350.67	0.0	11,153,350.67	0.00	100.00
		0141	CARRETERA VILLA FUNDACION-LAS CARRERAS, PROV. PE	5,000,000.00	-5,000,000.00	0.00	0.00	0.00	0.00	0.00	0.00	0.00	0.0	0.00	0.00	0.00
		0140	CARRETERA EL MANGUITO-MENCIA-ALTAGRACIA, PROV. P	20,000,000.00	-20,000,000.00	0.00	0.00	0.00	0.00	0.00	0.00	0.00	0.0	0.00	0.00	0.00
		0058	CONST. DE LA CARRET. HATO VIEJO-CRUCERO-JARABACC	8,497,086.00	-6,997,086.00	1,500,000.00	1,500,000.00	0.00	1,500,000.00	100.00	0.00	1,500,000.00	0.0	1,500,000.00	0.00	100.00
		0114	TERM. CARRETERA CRUZ ISLEÑO MACAO, LA ALTAGRACI	4,005,000.00	-2,605,000.00	1,400,000.00	1,400,000.00	0.00	1,400,000.00	100.00	0.00	1,400,000.00	0.0	0.00	1,400,000.00	0.00
		0158	CONSTRUCCION CARRETERA LA BARRA-EL NARANJAL-LA	0.00	7,689,645.00	7,689,645.00	7,689,645.00	0.00	7,689,645.00	100.00	0.00	7,689,645.00	0.0	7,689,645.00	0.00	100.00
		0128	COCOS-CARRETERA ENRIQUILLO- PEDERNALES	5,591,840.00	-5,591,840.00	0.00	0.00	0.00	0.00	0.00	0.00	0.00	0.0	0.00	0.00	0.00
		0105	CONST. MURO DE GAVIONES MIZAO- LA AUYAMA, SAN JOS	1,229,429.00	-229,429.00	1,000,000.00	1,000,000.00	0.00	1,000,000.00	100.00	0.00	1,000,000.00	0.0	1,000,000.00	0.00	100.00
		0138	CARRETERA LA BOCA-JEMINO-JEMINILLO, PROV. DUART	20,000,000.00	-12,374,526.00	7,625,474.00	7,618,474.13	6,999.87	7,618,474.13	100.00	6,999.87	7,618,474.13	0.0	7,618,474.13	0.00	100.00
		0062	CONST.DE LOS TRAMOS CARRETEROS CRUCE LA GINA-GU	0.00	0.00	0.00	0.00	0.00	0.00	0.00	0.00	0.00	0.0	0.00	0.00	0.00
		0152	CONSTRUCCION DEL TRAMO NORTE DE LA CARRETERA C.	0.00	0.00	0.00	0.00	0.00	0.00	0.00	0.00	0.00	0.0	0.00	0.00	0.00
		0091	TERMINACION CARRETERA NEYBA-BARAHONA	30,680,000.00	-30,680,000.00	0.00	0.00	0.00	0.00	0.00	0.00	0.00	0.0	0.00	0.00	0.00
		0151	CONSTRUCCION CARRETERA SANTIAGO - TAMBORIL, PRO	0.00	100,000,000.00	100,000,000.00	100,000,000.00	0.00	100,000,000.00	100.00	0.00	100,000,000.00	0.0	100,000,000.00	0.00	100.00
		0087	CONSTRUCCION AUTOPISTA DEL CORAL)ROMANA-HIGUE	5,000,000.00	-5,000,000.00	0.00	0.00	0.00	0.00	0.00	0.00	0.00	0.0	0.00	0.00	0.00
		0119	CARRETERA DESCUBIERTA-LOS PINOS, INDEPENDENCIA	24,030,000.00	-24,030,000.00	0.00	0.00	0.00	0.00	0.00	0.00	0.00	0.0	0.00	0.00	0.00
		0130	CONST. CARR. CR. DE MANGA-SABANETA, MONTE CRISTI	12,000,000.00	-12,000,000.00	0.00	0.00	0.00	0.00	0.00	0.00	0.00	0.0	0.00	0.00	0.00
		0074	CONST.CARRETERA CRUCE DE LLLANOS-R. HONDO-LA JA	4,041,912.00	2,236,103.00	6,278,015.00	6,278,014.40	0.60	6,278,014.40	100.00	0.60	6,278,014.40	0.0	6,278,014.40	0.00	100.00
		0108	CRUCE CANASTA-LECHERIA-C/C BANI-SAN CRISTOBAL	24,121.00	0.00	24,121.00	24,121.00	0.00	24,121.00	100.00	0.00	24,121.00	0.0	24,121.00	0.00	100.00
		0117	AMPLIACION CARRETERA BANI-LAS CALDERAS, PERAVIA	13,350,000.00	-13,350,000.00	0.00	0.00	0.00	0.00	0.00	0.00	0.00	0.0	0.00	0.00	0.00
		0124	CARRETERA RAMON SANTANA-SAN PEDRO	8,010,000.00	-8,010,000.00	0.00	0.00	0.00	0.00	0.00	0.00	0.00	0.0	0.00	0.00	0.00
		0153	CONSTRUCCION CARRETERA AEROP. DE HIGUERO CRUCE	0.00	14,000,000.00	14,000,000.00	14,000,000.00	0.00	14,000,000.00	100.00	0.00	14,000,000.00	0.0	14,000,000.00	0.00	100.00
		0097	CONST. CARR. MAJAGUAL- LAS TERRENAS, SAMANA	2,403,000.00	-2,403,000.00	0.00	0.00	0.00	0.00	0.00	0.00	0.00	0.0	0.00	0.00	0.00
		0155	RECONST. Y REHAB. DE LA CARR. SANCHEZ, TRAMO II DES	0.00	0.86	0.86	0.00	0.86	0.00	0.00	0.86	0.00	0.0	0.00	0.00	0.00
		0065	CONST.CARRET. KM 22-AEROPUERTO DE HIGUERO. DN.	8,206,565.00	-8,206,565.00	0.00	0.00	0.00	0.00	0.00	0.00	0.00	0.0	0.00	0.00	0.00
		0104	CONST. CARRETERA TAMAYO-CABEZA DE TORO, BAHORU	5,340,000.00	-5,340,000.00	0.00	0.00	0.00	0.00	0.00	0.00	0.00	0.0	0.00	0.00	0.00
		0102	CONST. CARRETERA LOS RIOS- HIGO DE LA CRUZ, BAHOR	4,005,000.00	-4,005,000.00	0.00	0.00	0.00	0.00	0.00	0.00	0.00	0.0	0.00	0.00	0.00
		0139	CARRETERA MONCION-DURAN-MAGUANITA, PROV. SANTI	30,000,000.00	-30,000,000.00	0.00	0.00	0.00	0.00	0.00	0.00	0.00	0.0	0.00	0.00	0.00
		0096	CONST.CARR.PERALVILLO-SERRALLOS-LA GINA, MONTE P	29,000,000.00	4,166,000.00	33,166,000.00	33,165,309.83	690.17	33,165,309.83	100.00	690.17	33,165,309.83	0.0	24,165,309.83	9,000,000.00	72.86
		0156	TERM. Y ASFALTADO DE LA CARR.MTE PLATA-SABANA GD	0.00	0.00	0.00	0.00	0.00	0.00	0.00	0.00	0.00	0.0	0.00	0.00	0.00
		0110	SUPERVISION DE OBRAS SEOPC A NIVEL NACIONAL	24,030,000.00	41,014,729.00	65,044,729.00	65,044,728.59	0.41	65,044,728.59	100.00	0.41	65,033,628.59	11,100.0	65,033,628.59	0.00	100.00
		0121	CARRETERA HATO MAYOR- SABANA DE LA MAR-MICHES,	124,800,000.00	-124,800,000.00	0.00	0.00	0.00	0.00	0.00	0.00	0.00	0.0	0.00	0.00	0.00
		0131	CONSTRUCCION VARIANTE SAN PEDRO DE MACORIS (TRA	47,464,843.00	49,869,591.00	97,334,434.00	97,334,434.00	0.00	97,334,434.00	100.00	0.00	97,334,434.00	0.0	97,334,434.00	0.00	100.00
		0106	CONST. CARRETERA EL COROZO-LAS GUAZUMAS-HIGUER	9,345,000.00	-980,000.00	8,365,000.00	8,363,054.10	1,945.90	8,363,054.10	100.00	1,945.90	8,363,054.10	0.0	8,363,054.10	0.00	100.00
		0077	TERMINACION DE CARRETERA RINCON DE YUBOA, BONA	29,345,000.00	-29,345,000.00	0.00	0.00	0.00	0.00	0.00	0.00	0.00	0.0	0.00	0.00	0.00
		0134	CARRETERA ARENOSO-EL GUAYABO, PROV. DUARTE	15,000,000.00	-15,000,000.00	0.00	0.00	0.00	0.00	0.00	0.00	0.00	0.0	0.00	0.00	0.00
		0095	CONST. CARR. LA ISABELA Y CASTILLO, PUERTO PLATA	22,005,000.00	-22,000,000.00	5,000.00	0.00	5,000.00	0.00	0.00	5,000.00	0.00	0.0	0.00	0.00	0.00
		0157	CONSTRUCCION CARRETERA PERAVIA - VALDESIA, PROV.	0.00	60,000,000.79	60,000,000.79	60,000,000.00	0.79	60,000,000.00	100.00	0.79	60,000,000.00	0.0	30,000,000.00	30,000,000.00	50.00
		0136	CARRETERA QUEBRADA HONDA-PALMAR GRANDE, PROV.	35,000,000.00	-35,000,000.00	0.00	0.00	0.00	0.00	0.00	0.00	0.00	0.0	0.00	0.00	0.00
		0129	CONST. CARR. CAMBITA-LOS CACAOS, SAN CRISTOBAL	2,670,000.00	-2,670,000.00	0.00	0.00	0.00	0.00	0.00	0.00	0.00	0.0	0.00	0.00	0.00
		0109	CRUCE CARRETERA LICEY- LA PEÑA- TAMBORIL	5,280,000.00	-5,280,000.00	0.00	0.00	0.00	0.00	0.00	0.00	0.00	0.0	0.00	0.00	0.00
11	01	13	CONSTRUCCION,RECONSTRUCCION Y MANTENIMIENTO DE	322,729,851.00	-167,921,085.00	154,808,766.00	154,541,054.50	267,711.50	154,541,054.50	1,700.00	267,711.50	154,541,054.50	0.00	130,541,054.50	24,000,000.00	1,590.18
		0097	CAMINO VECINAL TENARES-EL COROZAL-EL GAJO	32,344.00	0.00	32,344.00	32,344.00	0.00	32,344.00	100.00	0.00	32,344.00	0.0	32,344.00	0.00	100.00
		0080	TERMINACION CONSTRUCCION CAMINO VECINALCAMBITA	23,256,860.00	-5,256,860.00	18,000,000.00	18,000,000.00	0.00	18,000,000.00	100.00	0.00	18,000,000.00	0.0	8,000,000.00	10,000,000.00	44.44
		0088	CAM. VEC. SAN JOSE- VILLA TAPIA, SALCEDO	12,670,000.00	-12,670,000.00	0.00	0.00	0.00	0.00	0.00	0.00	0.00	0.0	0.00	0.00	0.00
		0092	CAMINO VECINAL CRUCE DEL BARRIO- LAS LOMAS	2,052,260.00	23,747,740.00	25,800,000.00	25,800,000.00	0.00	25,800,000.00	100.00	0.00	25,800,000.00	0.0	11,800,000.00	14,000,000.00	45.74
		0066	RECONST.CAMINO C/CARRETERA YAMASA-REPARADERO-	1,195,954.00	-1,195,954.00	0.00	0.00	0.00	0.00	0.00	0.00	0.00	0.0	0.00	0.00	0.00

Sistema Integrado de Gestión Financiera

Periodo: 2007

REPORTE DE EJECUCION DEL GASTO POR CAPITULO Y PROGRAMAS

Cap: 0211 Fec.Inicial: 01/01/2007 Fec.Final: 30/04/2008

Capitulo 0211
Dependencia 01
Fuente Financ 10

Prog	Sub Pry	Act	Descripcion 1	Apropiacion Original 2	Modificaciones 3	Apropiación Vigente 4	Previsión de la Apropiación 5	Disponible 6	Compromiso 7	% Compromiso 8	Apropiación Disponible 9	Devengado 10	Compromiso No Devengado 11	Pagado 12	Devengado No Pagado 13	Por Pagar 14
11	01	13	CONSTRUCCION,RECONSTRUCCION Y MANTENIMIENTO DE	322,729,851.00	-167,921,085.00	154,808,766.00	154,541,054.50	267,711.50	154,541,054.50	1,700.00	267,711.50	154,541,054.50	0.00	130,541,054.50	24,000,000.00	1,590.18
		0070	DISEÑO CONST. D/CAMINO DE ACCESO VERTEDERO DE DI	0.00	30,000,000.00	30,000,000.00	30,000,000.00	0.00	30,000,000.00	100.00	0.00	30,000,000.00	0.0	30,000,000.00	0.00	100.00
		0056	CONST.Y RECONST.CAMINO CARRETERO C/LA PIÑ-NARAN	12,586,186.00	-2,500,000.00	10,086,186.00	10,000,000.00	86,186.00	10,000,000.00	100.00	86,186.00	10,000,000.00	0.0	10,000,000.00	0.00	100.00
		0072	CONST.RED CAM DE PUERTO PLATA (C.V. CRUCE LOS MIE	35,002,942.00	-32,815,000.00	2,187,942.00	2,182,191.00	5,751.00	2,182,191.00	100.00	5,751.00	2,182,191.00	0.0	2,182,191.00	0.00	100.00
		0058	CONST.CAM.VEC.LA PASCUALA-ELCOYOTE-YCAM.VEC.AG	31,413,553.00	-25,730,753.00	5,682,800.00	5,682,800.00	0.00	5,682,800.00	100.00	0.00	5,682,800.00	0.0	5,682,800.00	0.00	100.00
		0094	CAMINO VECINAL GENIMO GENIMILLO, PROV. DUARTE	20,875,326.00	-20,875,326.00	0.00	0.00	0.00	0.00	0.00	0.00	0.00	0.0	0.00	0.00	0.00
		0100	CONST. C. LA HORMA (LIMONAR-RESERVA CIENTIFICA DE	6,675,000.00	-6,675,000.00	0.00	0.00	0.00	0.00	0.00	0.00	0.00	0.0	0.00	0.00	0.00
		0067	CONST.CAM.VEC.CRUCE CARR BARAHONA PARAISO-JUAN	799,697.00	-799,697.00	0.00	0.00	0.00	0.00	0.00	0.00	0.00	0.0	0.00	0.00	0.00
		0089	CAMINO VEC. BARAHONA-SANTA ELENA, BARAHONA	6,675,000.00	-6,675,000.00	0.00	0.00	0.00	0.00	0.00	0.00	0.00	0.0	0.00	0.00	0.00
		0071	CONST. CAM. VEC. HATO NUEVO DE CORTES-LA MESETA-	0.00	8,741,552.00	8,741,552.00	8,741,551.56	0.44	8,741,551.56	100.00	0.44	8,741,551.56	0.0	8,741,551.56	0.00	100.00
		0101	CONSTRUCCION CAMINO VECINAL ARENOSO LOMA NAVIS.	5,444,316.00	7,555,684.00	13,000,000.00	13,000,000.00	0.00	13,000,000.00	100.00	0.00	13,000,000.00	0.0	13,000,000.00	0.00	100.00
		0059	CAMINO VECINAL LA LEONOR-EL AGUACATE-BOCA DE LO	36,023,785.00	-31,023,785.00	5,000,000.00	5,000,000.00	0.00	5,000,000.00	100.00	0.00	5,000,000.00	0.0	5,000,000.00	0.00	100.00
		0093	CAMINO VECINAL EL VERDE- LOS ARROCES- EL CARIBE	8,339,546.00	-1,500,000.00	6,839,546.00	6,839,546.00	0.00	6,839,546.00	100.00	0.00	6,839,546.00	0.0	6,839,546.00	0.00	100.00
		0051	CONST.CAMINO VECINAL CRUCE DE CRISTOBAL-BATEY 6,	1,936,258.00	-1,936,258.00	0.00	0.00	0.00	0.00	0.00	0.00	0.00	0.0	0.00	0.00	0.00
		0098	CONST. C.V. COROSO-SAMBRANA ARRIBA	2,670,000.00	-2,670,000.00	0.00	0.00	0.00	0.00	0.00	0.00	0.00	0.0	0.00	0.00	0.00
		0090	CONST. CAMINO VECINAL ARROYO CAÑA, LOMA SOLIMAN,	2,000,000.00	-2,000,000.00	0.00	0.00	0.00	0.00	0.00	0.00	0.00	0.0	0.00	0.00	0.00
		0091	CAMINO VECINAL COTUI-LA REPRESA	16,720,883.00	-10,000,000.00	6,720,883.00	6,720,184.94	698.06	6,720,184.94	100.00	698.06	6,720,184.94	0.0	6,720,184.94	0.00	100.00
		0096	CAMINO VECINAL PLATANAL ADENTRO-PLATANAL AFUER	2,500,000.00	-2,500,000.00	0.00	0.00	0.00	0.00	0.00	0.00	0.00	0.0	0.00	0.00	0.00
		0055	RECONST. CAMINO VECINAL MAGUANA ARRIBA-AGUITA DE	5,009,054.00	-5,009,054.00	0.00	0.00	0.00	0.00	0.00	0.00	0.00	0.0	0.00	0.00	0.00
		0061	CONST.CAMI.VECSAN FRANCISCO-JAYA-LA COLONIA TRA	3,060,702.00	-3,060,702.00	0.00	0.00	0.00	0.00	0.00	0.00	0.00	0.0	0.00	0.00	0.00
		0054	RED DE CAMINOS VECINALES DE SALCEDO	37,737,214.00	-27,366,214.00	10,371,000.00	10,371,000.00	0.00	10,371,000.00	100.00	0.00	10,371,000.00	0.0	10,371,000.00	0.00	100.00
		0053	RED DE CAMINOS VEC.DE CABRERA PROV.MARIA T. SANCI	10,091,373.00	-10,091,373.00	0.00	0.00	0.00	0.00	0.00	0.00	0.00	0.0	0.00	0.00	0.00
		0073	CONST.CAM.VEC.CRUCE CARRETERA VILLA MELLA-LA VIC	0.00	2,852,034.00	2,852,034.00	2,852,034.00	0.00	2,852,034.00	100.00	0.00	2,852,034.00	0.0	2,852,034.00	0.00	100.00
		0110	CONST. CAM. VEC. PONTON, LA PEÑA MAJAGUAL, LA BAJA	21,179,729.00	-21,179,000.00	729.00	0.00	729.00	0.00	0.00	729.00	0.00	0.0	0.00	0.00	0.00
		0086	CAM. VEC. CLAVIJO-JAYABO, LA CUEVA, SALCEDO	2,136,000.00	-2,136,000.00	0.00	0.00	0.00	0.00	0.00	0.00	0.00	0.0	0.00	0.00	0.00
		0103	TRAMO CARRETERO RANCHETE DEL MAMEY, LOS HIDALG	2,000,000.00	-2,000,000.00	0.00	0.00	0.00	0.00	0.00	0.00	0.00	0.0	0.00	0.00	0.00
		0102	CONSTRUCCION CAMINO VECINAL LA GUARDIA ABAJO-EL	5,366.00	0.00	5,366.00	5,366.00	0.00	5,366.00	100.00	0.00	5,366.00	0.0	5,366.00	0.00	100.00
		0063	CONST. CAMINO VECINAL TUBO PRIETO-SABANA PIEDRA-	1,262,202.00	7,726,182.00	8,988,384.00	8,814,037.00	174,347.00	8,814,037.00	100.00	174,347.00	8,814,037.00	0.0	8,814,037.00	0.00	100.00
		0111	TRABAJOS DE CAM.VEC.CRUCE CARRETERA BANICAS - LA	0.00	500,000.00	500,000.00	500,000.00	0.00	500,000.00	100.00	0.00	500,000.00	0.0	500,000.00	0.00	100.00
		0084	CONST. Y RECONST. CAM. VEC. CACATA - BOCA DEL LICEY	858,387.00	-858,387.00	0.00	0.00	0.00	0.00	0.00	0.00	0.00	0.0	0.00	0.00	0.00
		0078	CONSTRUCCION EMPALME CRUCE DE CHERO-ESTANCIA M	5,340,000.00	-5,340,000.00	0.00	0.00	0.00	0.00	0.00	0.00	0.00	0.0	0.00	0.00	0.00
		0099	CONST. C. V. EL LIMON-LA PLACETA, SANCHEZ RAMIREZ	3,204,000.00	-3,204,000.00	0.00	0.00	0.00	0.00	0.00	0.00	0.00	0.0	0.00	0.00	0.00
		0095	CAMINO VECINAL PASO CIBAO-SAN MIGUEL	1,975,914.00	-1,975,914.00	0.00	0.00	0.00	0.00	0.00	0.00	0.00	0.0	0.00	0.00	0.00
11	01	14	CONSTRUCCION,RECONSTRUCCION Y MANTENIMIENTO DE	458,210,866.00	-223,194,109.62	235,016,756.38	234,729,609.84	287,146.54	234,729,609.84	2,000.00	287,146.54	234,507,257.27	222,352.57	219,889,175.27	14,618,082.00	1,864.60
		0139	CONSTRUCCION PUENTE SOBRE RIO MAIMON, CARRETER	250,000.00	10,000,000.00	10,250,000.00	10,250,000.00	0.00	10,250,000.00	100.00	0.00	10,250,000.00	0.0	10,250,000.00	0.00	100.00
		0143	CONSTRUCCION PUENTE SOBRE RIO BAJABONICO, CARRE	21,691,594.00	-17,904,576.00	3,787,018.00	3,787,017.08	0.92	3,787,017.08	100.00	0.92	3,787,017.08	0.0	3,787,017.08	0.00	100.00
		0132	AMPLIACION PUENTE LA BARQUITA, SABANA PERDIDA., ST	4,005,000.00	-4,005,000.00	0.00	0.00	0.00	0.00	0.00	0.00	0.00	0.0	0.00	0.00	0.00
		0136	CONST. PUENTE SOBRE RIO YUNA, CARR. HOSTOS- ACICA	500,000.00	100,000.00	600,000.00	562,915.00	37,085.00	562,915.00	100.00	37,085.00	562,915.00	0.0	562,915.00	0.00	100.00
		0059	CONSTRUCCION PUENTE/RIO CHACUEY,CARRET. COTUI-C	1,188,100.00	-1,188,100.00	0.00	0.00	0.00	0.00	0.00	0.00	0.00	0.0	0.00	0.00	0.00
		0142	CONTRATO PARA LA INSTALACION DE 5 PUENTES METALI(	15,000,000.00	-10,212,121.00	4,787,879.00	4,787,878.28	0.72	4,787,878.28	100.00	0.72	4,787,878.28	0.0	4,787,878.28	0.00	100.00
		0060	CONSTRUCCION PUENTE /RIO HIGUAMO (SAN PEDRO DE M	53,400,000.00	-33,400,000.00	20,000,000.00	20,000,000.00	0.00	20,000,000.00	100.00	0.00	20,000,000.00	0.0	20,000,000.00	0.00	100.00
		0103	CONST.PUENTE S/RIO HELECHAL-C/SAN FCO.-NAGUA, PRC	4,768,759.00	-2,562,476.00	2,206,283.00	2,206,282.42	0.58	2,206,282.42	100.00	0.58	2,206,282.42	0.0	2,206,282.42	0.00	100.00
		0073	CONST.PUENTE S/RIO GUARON EN LA CARRETERA MICHE:	4,369,065.00	4,028,159.00	8,397,224.00	8,397,223.17	0.83	8,397,223.17	100.00	0.83	8,397,223.17	0.0	8,397,223.17	0.00	100.00
		0151	CONSTRUCCION PUENTE JAYA, PROV. DUARTE	25,000,000.00	-25,000,000.00	0.00	0.00	0.00	0.00	0.00	0.00	0.00	0.0	0.00	0.00	0.00
		0144	PUENTE S/RIO YUNA CARRET. PIMENTEL- EL PLATANAL, P	16,821,000.00	-16,821,000.00	0.00	0.00	0.00	0.00	0.00	0.00	0.00	0.0	0.00	0.00	0.00
		0149	CONSTRUCCION PUENTE TORO CENIZO-VILLA TAPIA	2,000,000.00	-2,000,000.00	0.00	0.00	0.00	0.00	0.00	0.00	0.00	0.0	0.00	0.00	0.00
		0058	CONST. PUENTE PARALELO AL BENITO MONCION-R/YAQUI	3,400,000.00	-3,400,000.00	0.00	0.00	0.00	0.00	0.00	0.00	0.00	0.0	0.00	0.00	0.00
		0111	CONST. PUENTE CALLE BOLSILLO-LA ESPINA, PUENTE S/R	18,496,947.00	-8,496,947.00	10,000,000.00	10,000,000.00	0.00	10,000,000.00	100.00	0.00	10,000,000.00	0.0	10,000,000.00	0.00	100.00
		0065	TRABAJOS DE PUENTE S/RIO MATAYAYA UBICADO EN LA C	2,649,696.00	17,350,304.00	20,000,000.00	20,000,000.00	0.00	20,000,000.00	100.00	0.00	20,000,000.00	0.0	20,000,000.00	0.00	100.00
		0112	CONST. PUENTE DE HORMIGON ARMADO S/RIO MAGUACA	7,923,277.00	-7,923,277.00	0.00	0.00	0.00	0.00	0.00	0.00	0.00	0.0	0.00	0.00	0.00
		0135	CONST. PUENTE SOBRE RIO SOCO, SAN PEDRO DE MACOI	40,000,000.00	-40,000,000.00	0.00	0.00	0.00	0.00	0.00	0.00	0.00	0.0	0.00	0.00	0.00
		0119	CONST. PUENTE S/RIO EL CEDRO CARR. HIGUEY - NISIBON	21,280,743.00	-17,927,163.00	3,353,580.00	3,353,579.51	0.49	3,353,579.51	100.00	0.49	3,353,579.51	0.0	3,353,579.51	0.00	100.00
		0141	CONSTRUCCION DE APROCHES DE 4 PUENTES METALICOS	250,000.00	-250,000.00	0.00	0.00	0.00	0.00	0.00	0.00	0.00	0.0	0.00	0.00	0.00
		0106	CONST. DE APROCHES PUENTE SOBRE RIO YUNA (CARRE	10,500,000.00	17,844,291.78	28,344,291.78	28,248,087.78	96,204.00	28,248,087.78	100.00	96,204.00	28,248,087.78	0.0	18,248,087.78	10,000,000.00	64.60
		0077	CONST.DE APROCHE. PUENTE SOBRE EL RIO Y OCOA-SAB	5,473,500.00	-5,473,500.00	0.00	0.00	0.00	0.00	0.00	0.00	0.00	0.0	0.00	0.00	0.00
		0137	CONSTRUCCION DE APROCHES, PUENTE SOBRE EL RIO M	4,500,000.00	-4,500,000.00	0.00	0.00	0.00	0.00	0.00	0.00	0.00	0.0	0.00	0.00	0.00

Sistema Integrado de Gestión Financiera

Periodo: 2007

REPORTE DE EJECUCION DEL GASTO POR CAPITULO Y PROGRAMAS

Cap: 0211 Fec.Inicial: 01/01/2007 Fec.Final: 30/04/2008

Capitulo 0211
Dependencia 01
Fuente Financ 10

Prog	Sub	Pry	Act	Descripcion 1	Apropiacion Original 2	Modificaciones 3	Apropiación Vigente 4	Previsión de la Apropiación 5	Disponible 6	Compromiso 7	% Compromiso 8	Apropiación Disponible 9	Devengado 10	Compromiso No Devengado 11	Pagado 12	Devengado No Pagado 13	Por Pagar 14
11	01	14		CONSTRUCCION,RECONSTRUCCION Y MANTENIMIENTO DE	458,210,866.00	-223,194,109.62	235,016,756.38	234,729,609.84	287,146.54	234,729,609.84	2,000.00	287,146.54	234,507,257.27	222,352.57	219,889,175.27	14,618,082.00	1,864.60
			0074	CONST.SUPER EXTRUCTURA Y APROCHES PUENTE S/RIO	5,987,635.00	19,708,849.00	25,696,484.00	25,608,848.73	87,635.27	25,608,848.73	100.00	87,635.27	25,608,848.73	0.0	25,608,848.73	0.00	100.00
			0154	CONSTRUCCION DEL PUENTE LOS REYES, PROV. SANTIAG	0.00	2,000,000.00	2,000,000.00	2,000,000.00	0.00	2,000,000.00	100.00	0.00	2,000,000.00	0.0	2,000,000.00	0.00	100.00
			0075	CONST. PUENTE 1 Y 2, CARRET.MANABAO-L/CIENEGA-L/TR	0.00	4,618,082.00	4,618,082.00	4,618,082.00	0.00	4,618,082.00	100.00	0.00	4,618,082.00	0.0	0.00	4,618,082.00	0.00
			0114	CONST. PUENTE ELEVADO SAN VICENTE, CARRETERA MEI	8,000,000.00	-8,000,000.00	0.00	0.00	0.00	0.00	0.00	0.00	0.00	0.0	0.00	0.00	0.00
			0110	CONST. MURO GAVIONES EN LOS QUEMADOS S/RIO NIZAC	4,005,000.00	-4,005,000.00	0.00	0.00	0.00	0.00	0.00	0.00	0.00	0.0	0.00	0.00	0.00
			0155	CONSTRUCCION DEL PUENTE SOBRE EL RIO JABABA, CAF	0.00	0.00	0.00	0.00	0.00	0.00	0.00	0.00	0.00	0.0	0.00	0.00	0.00
			0146	PUENTE VILLA TAPIA, SALCEDO	256,979.00	-256,979.00	0.00	0.00	0.00	0.00	0.00	0.00	0.00	0.0	0.00	0.00	0.00
			0084	CONSTRUCCION DE PUENTE DEL PITO QUE UNE LA COMU	8,010,000.00	-8,010,000.00	0.00	0.00	0.00	0.00	0.00	0.00	0.00	0.0	0.00	0.00	0.00
			0148	CONSTRUCCION PUENTE MADRE VIEJA, PROV. SAN CRIST	30,000,000.00	-30,000,000.00	0.00	0.00	0.00	0.00	0.00	0.00	0.00	0.0	0.00	0.00	0.00
			0108	CONST. APROCHE PUENTE SOBRE EL RIO YUNA (CARRETE	10,676,112.00	-10,669,894.00	6,218.00	6,218.00	0.00	6,218.00	0.00	0.00	0.00	0.0	0.00	0.00	0.00
			0092	TERMINACION DE PUENTE SOBRE EL RIO MASIPEDRO, BOI	16,020,000.00	-16,020,000.00	0.00	0.00	0.00	0.00	0.00	0.00	0.00	0.0	0.00	0.00	0.00
			0118	CONST. PUENTE S/RIO CAMU, LAS PIEDRAS - PIMENTEL, PI	19,758,000.00	-19,758,000.00	0.00	0.00	0.00	0.00	0.00	0.00	0.00	0.0	0.00	0.00	0.00
			0070	SUPERVISION DEL PUENTE S/ EL RIO GURABO PROV SANT	0.00	0.39	0.39	0.00	0.39	0.00	0.00	0.39	0.00	0.0	0.00	0.00	0.00
			0102	CONSTRUCCION DEL PUENTE CACIQUILLO EN EL SEYBO, F	10,883,049.00	8,585,014.77	19,468,063.77	19,468,063.77	0.00	19,468,063.77	100.00	0.00	19,468,063.77	0.0	19,468,063.77	0.00	100.00
			0153	CONSTRUCCION PUENTE SOBRE RIO LICEY CARRETERA E	0.00	12,281,651.44	12,281,651.44	12,281,651.44	0.00	12,281,651.44	100.00	0.00	12,281,651.44	0.0	12,281,651.44	0.00	100.00
			0117	CONST. PUENTE S/RIO CAMU, CARRETERA COTUI, PIMENT	18,690,000.00	15,228,000.00	33,918,000.00	33,918,000.00	0.00	33,918,000.00	100.00	0.00	33,918,000.00	0.0	33,918,000.00	0.00	100.00
			0152	CONSTRUCCION PUENTE LA BARQUITA, SANTO DOMINGO	20,000,000.00	-20,000,000.00	0.00	0.00	0.00	0.00	0.00	0.00	0.00	0.0	0.00	0.00	0.00
			0116	CONST. PUENTES PEATONALES A NIVEL NACIONAL	21,360,000.00	-19,760,000.00	1,600,000.00	1,600,000.00	0.00	1,600,000.00	100.00	0.00	1,377,647.43	222,352.6	1,377,647.43	0.00	100.00
			0134	CONST. PUENTE S/RIO LOS CAÑOS DE MAIMON, CARR. LOS	12,500,000.00	2,891,981.00	15,391,981.00	15,391,980.66	0.34	15,391,980.66	100.00	0.34	15,391,980.66	0.0	15,391,980.66	0.00	100.00
			0140	CONSTRUCCION PUENTE SOBRE RIO YASICA, CARRETERA	250,000.00	8,000,000.00	8,250,000.00	8,250,000.00	0.00	8,250,000.00	100.00	0.00	8,250,000.00	0.0	8,250,000.00	0.00	100.00
			0115	CONST. PUENTE EN LOS MOGOTES, VILLA ALTAGRACIA, S/	6,380,991.00	-6,380,991.00	0.00	0.00	0.00	0.00	0.00	0.00	0.00	0.0	0.00	0.00	0.00
			0145	PUENTE S/ RIO OCOA, CARRET. OCOA	1,305,419.00	-1,305,419.00	0.00	0.00	0.00	0.00	0.00	0.00	0.00	0.0	0.00	0.00	0.00
			0133	AMPLIACION PUENTE DE LA 17, STO.DGO.,D.N.	660,000.00	-600,000.00	60,000.00	0.00	60,000.00	0.00	0.00	60,000.00	0.00	0.0	0.00	0.00	0.00
11	01	15		CONSTRUCCION,RECONSTRUCCION Y MANTENIMIENTO DE	141,279,951.00	-73,338,535.38	67,941,415.62	63,947,441.62	3,993,974.00	63,947,441.62	700.00	3,993,974.00	63,947,441.62	0.00	57,887,441.62	6,060,000.00	600.00
			0091	SOLUCION DRENAJE PLUVIAL EN LA CALLE YAGUAJAL, SE	893,541.00	-893,541.00	0.00	0.00	0.00	0.00	0.00	0.00	0.00	0.0	0.00	0.00	0.00
			0081	PARQUE INDUSTRIAL LA NUEVA ISABELA, PROV. D.N.	4,548,863.00	-4,548,863.00	0.00	0.00	0.00	0.00	0.00	0.00	0.00	0.0	0.00	0.00	0.00
			0086	CONST.FILTROS AEROBICOS BO. ARENOSO Y PROGRESO,	206,993.00	-206,993.00	0.00	0.00	0.00	0.00	0.00	0.00	0.00	0.0	0.00	0.00	0.00
			0060	CANALIZCION S/RIO SOLIER EN JIMANI(AGUA ARRIBA Y AG	4,622,556.00	46,400,000.00	51,022,556.00	50,970,000.00	52,556.00	50,970,000.00	100.00	52,556.00	50,970,000.00	0.0	50,970,000.00	0.00	100.00
			0088	SANEAMIENTO AGUAS RESIDUALES DARSENA OCCIDENTA	70,000,000.00	-70,000,000.00	0.00	0.00	0.00	0.00	0.00	0.00	0.00	0.0	0.00	0.00	0.00
			0055	AMPLACION DE ACL.DECAJON DOBLE TRIPLE S/ARROYO C	204,194.00	-204,194.00	0.00	0.00	0.00	0.00	0.00	0.00	0.00	0.0	0.00	0.00	0.00
			0064	CANALIZACION CAÑADAS LOS PLANTAMIENTO-LAS COLINA	2,119,618.00	-1,119,000.00	1,000,618.00	1,000,000.00	618.00	1,000,000.00	100.00	618.00	1,000,000.00	0.0	1,000,000.00	0.00	100.00
			0071	CANALIZACION MERGENES DEL RIO HAINA DESDE BADEN	5,739,296.00	4,260,704.00	10,000,000.00	6,060,000.00	3,940,000.00	6,060,000.00	100.00	3,940,000.00	6,060,000.00	0.0	0.00	6,060,000.00	0.00
			0059	CONT.MURO DE GAVIONES EN CANALIZACION RIO YUNA, L	306,246.00	-306,246.00	0.00	0.00	0.00	0.00	0.00	0.00	0.00	0.0	0.00	0.00	0.00
			0092	ALCANTARILLADO BARRIO MOSCU, PROV. SAN CRISTOBA	10,000,000.00	-10,000,000.00	0.00	0.00	0.00	0.00	0.00	0.00	0.00	0.0	0.00	0.00	0.00
			0094	MURO DE GAVIONES LADO SUR AUT. 6 DE NOVIEMBRE, (DI	0.00	4,917,441.62	4,917,441.62	4,917,441.62	0.00	4,917,441.62	100.00	0.00	4,917,441.62	0.0	4,917,441.62	0.00	100.00
			0087	UMPIEZA Y REHABILITACION CANALETAS,CARRET. SAN CF	1,708,800.00	-1,008,000.00	700,800.00	700,000.00	800.00	700,000.00	100.00	800.00	700,000.00	0.0	700,000.00	0.00	100.00
			0069	CONST. DE 1500ML DE ENCACHE DE CUNETAS, CONST. 50	459,246.00	-459,246.00	0.00	0.00	0.00	0.00	0.00	0.00	0.00	0.0	0.00	0.00	0.00
			0073	CONST. ALCANTARILLA PASO DEL MEDIO RAMON SANTAN	290,217.00	-290,217.00	0.00	0.00	0.00	0.00	0.00	0.00	0.00	0.0	0.00	0.00	0.00
			0078	CONST.MURO DE GAVIONES EN RIO NIGUA,SAN CRISTOBA	33,277,649.00	-33,277,649.00	0.00	0.00	0.00	0.00	0.00	0.00	0.00	0.0	0.00	0.00	0.00
			0084	CONST. DE ALC. DE CAJON Y ENGANCHE EN CALLE UMER	412,278.00	-412,278.00	0.00	0.00	0.00	0.00	0.00	0.00	0.00	0.0	0.00	0.00	0.00
			0083	CONST.COLECTOR FILTRANTES, ACERAS Y CONTENES EN	48,520.00	-48,520.00	0.00	0.00	0.00	0.00	0.00	0.00	0.00	0.0	0.00	0.00	0.00
			0090	SOLUCION DE DRENAJE PLUVIAL DEL RESIDENCIAL EL CA	1,280,993.00	-1,280,993.00	0.00	0.00	0.00	0.00	0.00	0.00	0.00	0.0	0.00	0.00	0.00
			0095	PROTECCION EROSIONES EN LA COSTA PLAYA LINDA, NIZ	0.00	200,000.00	200,000.00	200,000.00	0.00	200,000.00	100.00	0.00	200,000.00	0.0	200,000.00	0.00	100.00
			0089	SOLUCION AGUAS NEGRAS D'VARIAS VIVIENDAS EN LOCAL	12,167.00	-12,167.00	0.00	0.00	0.00	0.00	0.00	0.00	0.00	0.0	0.00	0.00	0.00
			0079	ADECUACION CAÑADA DE PANTOJA-DRENAJE PLUVIAL Y C	4,548,863.00	-4,548,863.00	0.00	0.00	0.00	0.00	0.00	0.00	0.00	0.0	0.00	0.00	0.00
			0085	CONST.Y REH.COLECTORES Y FILTRANTE URB.ATLANTIDA	241,931.00	-241,931.00	0.00	0.00	0.00	0.00	0.00	0.00	0.00	0.0	0.00	0.00	0.00
			0093	RECONST. DE CUNETAS DESDE LA VIA FERREA DE GUANU	0.00	100,000.00	100,000.00	100,000.00	0.00	100,000.00	100.00	0.00	100,000.00	0.0	100,000.00	0.00	100.00
			0082	COLOCACION DE TUBERIAS 30-H DRENAJE PLUVIAL URB. F	357,980.00	-357,980.00	0.00	0.00	0.00	0.00	0.00	0.00	0.00	0.0	0.00	0.00	0.00
11	02	11		CONSTRUCCION,RECONSTRUCCION Y MANTENIMIENTO DE	53,611,884.00	175,908,154.56	229,520,038.56	229,520,037.23	1.33	229,520,037.23	1,200.00	1.33	229,520,037.23	0.00	227,569,002.45	1,951,034.78	1,100.00
			0081	RECONSTRUCCION CALLES DE ARENOSO, PROV. DUARTE	0.00	12,721,722.00	12,721,722.00	12,721,721.60	0.40	12,721,721.60	100.00	0.40	12,721,721.60	0.0	12,721,721.60	0.00	100.00
			0069	RECONST. CALLES DEL BARRIO INVI, SANTIAGO	0.00	5,100,000.00	5,100,000.00	5,100,000.00	0.00	5,100,000.00	100.00	0.00	5,100,000.00	0.0	5,100,000.00	0.00	100.00
			0071	RECONST. CALLES BO. BRISAS DE LOS PALMARES - SABA	1,398,843.00	-1,398,843.00	0.00	0.00	0.00	0.00	0.00	0.00	0.00	0.0	0.00	0.00	0.00
			0079	RECONST. DE CALLES VALLE DEL ESTE, RESPALDO LOS TI	0.00	1,100,000.00	1,100,000.00	1,100,000.00	0.00	1,100,000.00	100.00	0.00	1,100,000.00	0.0	1,100,000.00	0.00	100.00
			0076	RECONST. CALLES, ACERAS Y CONTENES, SECTOR PRIMA	5,678,353.00	-5,678,353.00	0.00	0.00	0.00	0.00	0.00	0.00	0.00	0.0	0.00	0.00	0.00
			0070	RECONSTRUCCION CALLE PRINCIPAL BARRIO SODOCAL -	996,269.00	-996,269.00	0.00	0.00	0.00	0.00	0.00	0.00	0.00	0.0	0.00	0.00	0.00

Sistema Integrado de Gestión Financiera

Periodo: 2007

REPORTE DE EJECUCION DEL GASTO POR CAPITULO Y PROGRAMAS

Cap: 0211 Fec.Inicial: 01/01/2007 Fec.Final: 30/04/2008

Capitulo 0211
Dependencia 01
Fuente Financ 10

Prog	Sub Pry	Act	Descripcion 1	Apropiacion Original 2	Modificaciones 3	Apropiación Vigente 4	Previsión de la Apropiación 5	Disponible 6	Compromiso 7	% Compromiso 8	Apropiación Disponible 9	Devengado 10	Compromiso No Devengado 11	Pagado 12	Devengado No Pagado 13	Por Pagar 14
11	02	11	CONSTRUCCION,RECONSTRUCCION Y MANTENIMIENTO DE	53,611,884.00	175,908,154.56	229,520,038.56	229,520,037.23	1.33	229,520,037.23	1,200.00	1.33	229,520,037.23	0.00	227,569,002.45	1,951,034.78	1,100.00
		0068	RECONST. AVE. HISPANOAMERICANA PROV. SANTIAGO	5,000,000.00	142,428,674.00	147,428,674.00	147,428,673.81	0.19	147,428,673.81	100.00	0.19	147,428,673.81	0.0	147,428,673.81	0.00	100.00
		0080	RECONST. DE LAS CALLES DE PADRE LAS CASAS, PROV. A	0.00	3,624,067.56	3,624,067.56	3,624,067.56	0.00	3,624,067.56	100.00	0.00	3,624,067.56	0.0	3,624,067.56	0.00	100.00
		0058	RECONST.CALLES DE LA URBANIZACION MARBELLA-LAS A	10,600,000.00	24,400,000.00	35,000,000.00	35,000,000.00	0.00	35,000,000.00	100.00	0.00	35,000,000.00	0.0	35,000,000.00	0.00	100.00
		0064	RECONST. DE LAS CALLES DE TABARA ARRIBA. PROV. AZU	0.00	1,951,035.00	1,951,035.00	1,951,034.78	0.22	1,951,034.78	100.00	0.22	1,951,034.78	0.0	0.00	1,951,034.78	0.00
		0073	RECONST. CALLES DE LA COLONIA EL CEDRO, MICHES, PR	2,000,000.00	-2,000,000.00	0.00	0.00	0.00	0.00	0.00	0.00	0.00	0.0	0.00	0.00	0.00
		0051	RECONSTRUCCION Y REHABILITACION DE LA AVE. JACOB(	5,000,000.00	-5,000,000.00	0.00	0.00	0.00	0.00	0.00	0.00	0.00	0.0	0.00	0.00	0.00
		0077	RECONSTRUCCION CALLES ANSONIA Y BARRIO GUAYACA	3,300,778.00	-3,300,778.00	0.00	0.00	0.00	0.00	0.00	0.00	0.00	0.0	0.00	0.00	0.00
		0075	RECONST. CALLES DE VILLA PROGRESO	3,382,537.00	2,617,463.00	6,000,000.00	6,000,000.00	0.00	6,000,000.00	100.00	0.00	6,000,000.00	0.0	6,000,000.00	0.00	100.00
		0078	RECONST. PUNTOS DE DERRUMBES CALLE INDEPENDENC	1,312,749.00	2,687,251.00	4,000,000.00	4,000,000.00	0.00	4,000,000.00	100.00	0.00	4,000,000.00	0.0	4,000,000.00	0.00	100.00
		0074	RECONST. CALLES DEL MUNICIPIO DE OVIEDO, PEDERNAL	2,062,134.00	2,032,406.00	4,094,540.00	4,094,539.48	0.52	4,094,539.48	100.00	0.52	4,094,539.48	0.0	4,094,539.48	0.00	100.00
		0056	RECONST.CALLES DE BARRIO EL TAMARINDO(PARTE V.V1	0.00	8,000,000.00	8,000,000.00	8,000,000.00	0.00	8,000,000.00	100.00	0.00	8,000,000.00	0.0	8,000,000.00	0.00	100.00
		0072	RECONST. CALLES BARRIO LAS TRINCHERAS MUNICIPIO V	1,080,970.00	-580,970.00	500,000.00	500,000.00	0.00	500,000.00	100.00	0.00	500,000.00	0.0	500,000.00	0.00	100.00
		0067	RECONST.DLAS CALLES DE L A SECCION DEL POZO DEL M	9,665,743.00	-9,665,743.00	0.00	0.00	0.00	0.00	0.00	0.00	0.00	0.0	0.00	0.00	0.00
		0062	RECONST.CALLES DE SAN JUAN DE OCOA Y DE SABANA L	2,133,508.00	-2,133,508.00	0.00	0.00	0.00	0.00	0.00	0.00	0.00	0.0	0.00	0.00	0.00
11	02	12	CONSTRUCCION,RECONSTRUCCION Y MANTENIMIENTO DE	853,948,250.00	148,000,151.15	1,001,948,401.15	1,001,641,332.32	307,068.83	1,001,641,332.32	4,000.00	307,068.83	998,144,360.55	3,496,971.77	962,540,334.55	35,604,026.00	3,803.18
		0094	RECONST. CARRET. HATO MAYOR-SABANA DE LA MAR	12,000,000.00	49,615,106.00	61,615,106.00	61,615,105.20	0.80	61,615,105.20	100.00	0.80	61,615,105.20	0.0	61,615,105.20	0.00	100.00
		0111	RECONST. CARRET. LICEY-HOYO GRANDE-CAYETANO GE	16,716,289.00	-13,716,289.00	3,000,000.00	3,000,000.00	0.00	3,000,000.00	100.00	0.00	3,000,000.00	0.0	3,000,000.00	0.00	100.00
		0065	RECONST.CARRETERA SAN FRANCISCO TENARES, PROV.	5,000,000.00	25,000,000.00	30,000,000.00	30,000,000.00	0.00	30,000,000.00	100.00	0.00	30,000,000.00	0.0	30,000,000.00	0.00	100.00
		0072	RECONTRUCCION CARRETERA TURISTICA SANTIAGO-PUE	21,135,003.00	43,000,000.00	64,135,003.00	63,981,299.97	153,703.03	63,981,299.97	100.00	153,703.03	63,981,299.97	0.0	63,981,299.97	0.00	100.00
		0057	CONSTRUCCION CARRETERA LAS GUARANAS-LA ENEA, EN	2,816,217.00	-470,315.00	2,345,902.00	2,345,684.70	217.30	2,345,684.70	100.00	217.30	2,345,684.70	0.0	2,345,684.70	0.00	100.00
		0121	REPARAC. TRAMO CARRET. OCOA-PARRA	5,340,000.00	-5,340,000.00	0.00	0.00	0.00	0.00	0.00	0.00	0.00	0.0	0.00	0.00	0.00
		0081	RECONSTRUCCION TRAMO CARRETERA LOMA DE CABREF	12,015,000.00	-12,015,000.00	0.00	0.00	0.00	0.00	0.00	0.00	0.00	0.0	0.00	0.00	0.00
		0113	RECONST. CARRETERA SANTIAGO DE LA CRUZ-BUENA VIS	5,000,000.00	19,000,000.00	24,000,000.00	24,000,000.00	0.00	24,000,000.00	100.00	0.00	24,000,000.00	0.0	24,000,000.00	0.00	100.00
		0095	RECONST. CARRET. SANTA ROSA Y RECONST. CAM. VEC. I	11,862,652.00	7,157,437.00	19,020,089.00	19,020,088.37	0.63	19,020,088.37	100.00	0.63	19,020,088.37	0.0	19,020,088.37	0.00	100.00
		0116	RECONST. DE LA CARRETERA CANCA LA REYNA-MOCA, PF	15,972,706.00	7,520,920.00	23,493,626.00	23,493,625.16	0.84	23,493,625.16	100.00	0.84	23,493,625.16	0.0	9,528,619.16	13,965,006.00	40.56
		0112	RECONST. CARRETERA ESPERANZA BATEY AMINA, PROV.	14,173,134.00	-13,704,313.00	468,821.00	462,821.27	5,999.73	462,821.27	100.00	5,999.73	462,821.27	0.0	462,821.27	0.00	100.00
		0133	REPAVIMENTACION AUTOPISTA DUARTE	79,003,600.00	-9,483,957.00	69,519,643.00	69,519,642.50	0.50	69,519,642.50	100.00	0.50	69,519,642.50	0.0	69,519,642.50	0.00	100.00
		0128	RECONST. CARRETERA MAJAGUAL - RANCHO ESPAÑOL, S	4,005,000.00	-4,005,000.00	0.00	0.00	0.00	0.00	0.00	0.00	0.00	0.0	0.00	0.00	0.00
		0132	RECONST. CARRETERA LA YAGUIZA - LOS ZACONES - LOS	11,537,126.00	-11,537,126.00	0.00	0.00	0.00	0.00	0.00	0.00	0.00	0.0	0.00	0.00	0.00
		0131	RECONST. CARRETERA CRUCE CONTROBA, AUTOPISTA DI	5,000,000.00	-5,000,000.00	0.00	0.00	0.00	0.00	0.00	0.00	0.00	0.0	0.00	0.00	0.00
		0125	RECONST. CARRETERA CRUCE BARRANCA - MAGUEY - CA	32,998,311.00	-1,859,291.00	31,139,020.00	31,139,020.00	0.00	31,139,020.00	100.00	0.00	31,139,020.00	0.0	19,500,000.00	11,639,020.00	62.62
		0117	RECONST. DE LA CARRETERA COMENDADOR-HONDO VAL	10,680,000.00	-10,680,000.00	0.00	0.00	0.00	0.00	0.00	0.00	0.00	0.0	0.00	0.00	0.00
		0102	RECONT.CARRETERA RUTA Q CRUCE LA YUCA PARADA 7-	5,220,000.00	-5,220,000.00	0.00	0.00	0.00	0.00	0.00	0.00	0.00	0.0	0.00	0.00	0.00
		0126	RECONST. CARRETERA COPEY - MANZANILLO, MONTE CR	4,005,000.00	-4,005,000.00	0.00	0.00	0.00	0.00	0.00	0.00	0.00	0.0	0.00	0.00	0.00
		0123	REPARACION CARRETERA PEDERNALES-BARAHONA	21,360,000.00	-21,360,000.00	0.00	0.00	0.00	0.00	0.00	0.00	0.00	0.0	0.00	0.00	0.00
		0138	RECONSTRUCCION DE LA CARRETERA PALMAR DE OCOA	0.00	9,140,528.43	9,140,528.43	9,140,528.43	0.00	9,140,528.43	100.00	0.00	9,140,528.43	0.0	9,140,528.43	0.00	100.00
		0070	RECONS.CARR. VILLA ELISA-AGUA DLAS PALMAS-EL PAPA	9,606,851.00	8,792,561.00	18,399,412.00	18,392,561.00	6,851.00	18,392,561.00	100.00	6,851.00	18,392,561.00	0.0	18,392,561.00	0.00	100.00
		0066	RECONST.CARRET.HONDO VALLE-VALLE, PROV. ELIAS PIÑ	33,561,453.00	-3,261,459.00	30,299,994.00	30,299,993.95	0.05	30,299,993.95	100.00	0.05	30,299,993.95	0.0	30,299,993.95	0.00	100.00
		0092	RESCONSTRUCCION DE LA CARRETERA DUVERGE- PUERT	26,700,000.00	-26,700,000.00	0.00	0.00	0.00	0.00	0.00	0.00	0.00	0.0	0.00	0.00	0.00
		0114	RECONST. CRUCE AUTOPISTA DUARTE-CASTAÑUELAS CR	23,140,376.00	-17,712,760.00	5,427,616.00	5,427,615.55	0.45	5,427,615.55	100.00	0.45	5,427,615.55	0.0	5,427,615.55	0.00	100.00
		0135	RECONSTRUCCION CALZADA AUTOPISTA DUARTE TRAMO	0.00	53,240,674.00	53,240,674.00	53,223,587.78	17,086.22	53,223,587.78	100.00	17,086.22	53,223,587.78	0.0	53,223,587.78	0.00	100.00
		0083	RECONST. CARRET. COTUI, PRESA DE HATILLO-QUITA SUE	4,005,000.00	-1,254,905.00	2,750,095.00	2,750,095.00	0.00	2,750,095.00	100.00	0.00	2,750,095.00	0.0	2,750,095.00	0.00	100.00
		0091	RECONST. CARRET. COLONIA-PINAL-QUEMADO-JARABAC	544,511.00	6,155,489.00	6,700,000.00	6,700,000.00	0.00	6,700,000.00	100.00	0.00	6,700,000.00	0.0	6,700,000.00	0.00	100.00
		0139	RECONSTRUCCION CARRETERA COTUI-FANTINO, PROV. M	0.00	29,647,352.00	29,647,352.00	29,647,351.22	0.78	29,647,351.22	100.00	0.78	29,647,351.22	0.0	29,647,351.22	0.00	100.00
		0088	RECONSTRUCCION DE LA CARRETERA MAO-SANTIAGO RC	23,025,738.00	-23,025,738.00	0.00	0.00	0.00	0.00	0.00	0.00	0.00	0.0	0.00	0.00	0.00
		0084	RECONSTRUCCION CARRETERA SANTIAGO RODRIGUEZ-M	33,507,394.00	-1,741,833.00	31,765,561.00	31,765,560.68	0.32	31,765,560.68	100.00	0.32	31,765,560.68	0.0	31,765,560.68	0.00	100.00
		0136	RECONST. DE LA CARRETERA PIMENTEL-PUENTE RIO YUN	0.00	11,800,000.00	11,800,000.00	11,793,191.94	6,808.06	11,793,191.94	100.00	6,808.06	11,793,191.94	0.0	11,793,191.94	0.00	100.00
		0077	RECONST.CARRETERA SABANA LARGA -RANCHO ARRIBA-	38,381,460.00	22,025,947.00	60,407,407.00	60,407,406.06	0.94	60,407,406.06	100.00	0.94	60,407,406.06	0.0	60,407,406.06	0.00	100.00
		0089	RECONST. CARR C/MONTE PLATA-HACIENDA ESTRELLA, P	6,859,037.00	27,200,000.00	34,059,037.00	33,972,739.17	86,297.83	33,972,739.17	100.00	86,297.83	33,972,739.17	0.0	33,972,739.17	0.00	100.00
		0063	RECOSTRUCCION TRAMO CARRETERO DE LAS TARANAS-E	7,825,963.00	-5,325,963.00	2,500,000.00	2,500,000.00	0.00	2,500,000.00	100.00	0.00	2,500,000.00	0.0	2,500,000.00	0.00	100.00
		0118	RECONST. DEL TRAMO DE CARRET. CABRAL-POLO Y CONS	15,970,143.00	-14,580,143.00	1,390,000.00	1,390,000.00	0.00	1,390,000.00	100.00	0.00	1,390,000.00	0.0	1,390,000.00	0.00	100.00
		0055	RECONST. Y ADECUACION DE GIROS PROLONG. 27 DE FEE	5,210,678.00	-5,210,678.00	0.00	0.00	0.00	0.00	0.00	0.00	0.00	0.0	0.00	0.00	0.00
		0086	RECONST.CARRETERA CRUCE-CAYACAO-LOS LLANOS,PR	11,151,202.00	201,060.00	11,352,262.00	11,352,262.00	0.00	11,352,262.00	100.00	0.00	11,352,262.00	0.0	11,352,262.00	0.00	100.00
		0124	SUPERVISION RECONST. CARRETERA CRUCE AUTOPISTA	8,685,237.00	-8,685,237.00	0.00	0.00	0.00	0.00	0.00	0.00	0.00	0.0	0.00	0.00	0.00
		0115	RECONST. DE LA CARRET. MONTE CRISTY-DAJABON, PRO	5,000,000.00	165,916,000.00	170,916,000.00	170,915,901.72	98.28	170,915,901.72	100.00	98.28	170,915,901.72	0.0	170,915,901.72	0.00	100.00

Sistema Integrado de Gestión Financiera

Periodo: 2007

REPORTE DE EJECUCION DEL GASTO POR CAPITULO Y PROGRAMAS

Cap: 0211 Fec.Inicial: 01/01/2007 Fec.Final: 30/04/2008

Capitulo 0211
Dependencia 01
Fuente Financ 10

Prog	Sub	Pry	Act	Descripcion 1	Apropiacion Original 2	Modificaciones 3	Apropiación Vigente 4	Previsión de la Apropiación 5	Disponible 6	Compromiso 7	% Compromiso 8	Apropiación Disponible 9	Devengado 10	Compromiso No Devengado 11	Pagado 12	Devengado No Pagado 13	Por Pagar 14
11	02	12		CONSTRUCCION,RECONSTRUCCION Y MANTENIMIENTO DE	853,948,250.00	148,000,151.15	1,001,948,401.15	1,001,641,332.32	307,068.83	1,001,641,332.32	4,000.00	307,068.83	998,144,360.55	3,496,971.77	962,540,334.55	35,604,026.00	3,803.18
			0134	SUPERVISION SPM, TENARES, PROVINCIA DUARTE	1,813,806.00	-1,813,806.00	0.00	0.00	0.00	0.00	0.00	0.00	0.00	0.0	0.00	0.00	0.00
			0074	RECONST. CARRET. JANICO-LA CHARCA CRUCE CARRET.	5,873,265.00	-2,373,265.00	3,500,000.00	3,500,000.00	0.00	3,500,000.00	100.00	0.00	3,500,000.00	0.0	3,500,000.00	0.00	100.00
			0130	RECONST. CARRETERA OCOA - CRUCE DE OCOA, SAN JOS	5,340,000.00	4,660,000.00	10,000,000.00	10,000,000.00	0.00	10,000,000.00	100.00	0.00	6,503,028.23	3,496,971.8	6,503,028.23	0.00	100.00
			0140	RECONSTRUCCION CARRETERA DOÑA MARIA-CEVICOS, P	0.00	7,343,289.00	7,343,289.00	7,343,288.23	0.77	7,343,288.23	100.00	0.77	7,343,288.23	0.0	7,343,288.23	0.00	100.00
			0129	RECONST. CARRETERA PERAVIA - VALDESIA, PERAVIA	109,345,000.00	-109,345,000.00	0.00	0.00	0.00	0.00	0.00	0.00	0.00	0.0	0.00	0.00	0.00
			0127	RECONST. CARRETERA LAGUNA GRANDE - LAGUNA SALAD	4,806,000.00	-4,806,000.00	0.00	0.00	0.00	0.00	0.00	0.00	0.00	0.0	0.00	0.00	0.00
			0073	RECONST. CARRET. SATIGO-TAMBORIL-CARRET DON PED	5,000,000.00	-5,000,000.00	0.00	0.00	0.00	0.00	0.00	0.00	0.00	0.0	0.00	0.00	0.00
			0067	RECONSTRUCCION CARRETERA CRUCE DUARTE (ABANICO	24,030,000.00	4,000,000.00	28,030,000.00	28,000,000.00	30,000.00	28,000,000.00	100.00	30,000.00	28,000,000.00	0.0	28,000,000.00	0.00	100.00
			0098	RECONST. DE LA CARRET. MELLA-BAYAGUANA-ENTRADA	0.00	27,945,700.00	27,945,700.00	27,945,700.00	0.00	27,945,700.00	100.00	0.00	27,945,700.00	0.0	27,945,700.00	0.00	100.00
			0122	REPARACION CARRETERA MONTE DE LA JAGUA-AEROPUE	4,005,000.00	5,589,431.00	9,594,431.00	9,594,430.04	0.96	9,594,430.04	100.00	0.96	9,594,430.04	0.0	9,594,430.04	0.00	100.00
			0120	RECONST. CARRET. ELIAS PIÑA-EL VALLE. ELIAS PIÑA	5,976,295.00	-976,295.00	5,000,000.00	5,000,000.00	0.00	5,000,000.00	100.00	0.00	5,000,000.00	0.0	5,000,000.00	0.00	100.00
			0119	RECONST. TRAMO CARRETERO BAYAGUANA-CR. COMATIL	31,709,912.00	8,030,221.72	39,740,133.72	39,740,133.55	0.17	39,740,133.55	100.00	0.17	39,740,133.55	0.0	39,740,133.55	0.00	100.00
			0078	RESCONST.CARRETERA CRUCE LAS YAYAS-PADRES LA C	14,400,000.00	4,834,438.00	19,234,438.00	19,234,438.00	0.00	19,234,438.00	100.00	0.00	19,234,438.00	0.0	19,234,438.00	0.00	100.00
			0096	RECONST. CARR. EL POCITO-VILLA VIEJA BOHIO NUEVO-E	7,705,805.00	-5,205,805.00	2,500,000.00	2,500,000.00	0.00	2,500,000.00	100.00	0.00	2,500,000.00	0.0	2,500,000.00	0.00	100.00
			0099	RECONST. CARRET.GUANUMA-BATEY LOS JOBILLOS-C/CA	27,710,191.00	-12,182,930.00	15,527,261.00	15,527,260.83	0.17	15,527,260.83	100.00	0.17	15,527,260.83	0.0	15,527,260.83	0.00	100.00
			0076	RECONST. CARRET. PIEDRA BLANCA JUAN ADRIAN, PROV.	27,217,895.00	-17,217,895.00	10,000,000.00	10,000,000.00	0.00	10,000,000.00	100.00	0.00	10,000,000.00	0.0	0.00	10,000,000.00	0.00
			0137	RECONSTRUCCION Y ASFALTADO DE LA CARRETERA PALI	0.00	15,000,000.00	15,000,000.00	15,000,000.00	0.00	15,000,000.00	100.00	0.00	15,000,000.00	0.0	15,000,000.00	0.00	100.00
			0052	RECONST. CARRETERA BORONGA-BOYA-SABANA GRAND	30,000,000.00	-30,000,000.00	0.00	0.00	0.00	0.00	0.00	0.00	0.00	0.0	0.00	0.00	0.00
11	02	13		CONSTRUCCION,RECONSTRUCCION Y MANTENIMIENTO DE	307,143,379.00	35,190,640.22	342,334,019.22	342,150,308.36	183,710.86	342,150,308.36	3,100.00	183,710.86	342,150,308.36	0.00	288,450,085.73	53,700,222.63	2,682.08
			0075	RECONST.CAMINO VEC "LAS ROSAS MONTE ADENTRO-CR	3,422,321.00	-422,321.00	3,000,000.00	3,000,000.00	0.00	3,000,000.00	100.00	0.00	3,000,000.00	0.0	3,000,000.00	0.00	100.00
			0116	RECONST. CAMINO VEC. LOS COCOS DE JACAGUA	5,980,800.00	-5,980,800.00	0.00	0.00	0.00	0.00	0.00	0.00	0.00	0.0	0.00	0.00	0.00
			0128	RECONSTRUCCION CAMINO VECINAL CRUCE SALINAS - SA	0.00	0.00	0.00	0.00	0.00	0.00	0.00	0.00	0.00	0.0	0.00	0.00	0.00
			0114	RECONST. CAMINO PORTON- LA PEÑA- DAMAJAGUA- PAT	13,351,006.00	26,548,994.00	39,900,000.00	39,900,000.00	0.00	39,900,000.00	100.00	0.00	39,900,000.00	0.0	39,900,000.00	0.00	100.00
			0083	RECONST. CAM. CARRETERO C/CARRET. HATO MAYOR-EL	6,633,662.00	-3,633,662.00	3,000,000.00	3,000,000.00	0.00	3,000,000.00	100.00	0.00	3,000,000.00	0.0	3,000,000.00	0.00	100.00
			0069	RECONST.TRAMO CAM.CARRETERO KM16 C/ HATO MAYOR	0.00	14,022,146.00	14,022,146.00	14,022,145.23	0.77	14,022,145.23	100.00	0.77	14,022,145.23	0.0	14,022,145.23	0.00	100.00
			0120	COMUNICACIÓN ENTRE LOS CAMINOS AGUAS AMARGASA-	8,010,000.00	1,990,000.00	10,000,000.00	10,000,000.00	0.00	10,000,000.00	100.00	0.00	10,000,000.00	0.0	10,000,000.00	0.00	100.00
			0126	RECONSTRUCCION CAMINO VECINAL CRUCE CARRETERA	0.00	14,787,586.00	14,787,586.00	14,787,586.00	0.00	14,787,586.00	100.00	0.00	14,787,586.00	0.0	14,787,586.00	0.00	100.00
			0103	RECONST. CAMINO VECINAL PEDREGAL-LA PLACETA-LOS	17,461,641.00	538,359.32	18,000,000.32	18,000,000.00	0.32	18,000,000.00	100.00	0.32	18,000,000.00	0.0	18,000,000.00	0.00	100.00
			0062	RECONST.CA.VEC.CASTAÑUELA-PALO VERDE-PROV-MON	2,788,446.00	-2,788,446.00	0.00	0.00	0.00	0.00	0.00	0.00	0.00	0.0	0.00	0.00	0.00
			0113	RECONST. CAMINO VEC. SAN CRISTOBAL-NAJAYO ARRIB	2,012,686.00	9,231,000.00	11,243,686.00	11,243,000.00	686.00	11,243,000.00	100.00	686.00	11,243,000.00	0.0	11,243,000.00	0.00	100.00
			0099	RECONST. Y AMPL. CA. VEC. DOÑA ANA-NAJAYO-FUERTE	1,375,491.00	2,124,509.00	3,500,000.00	3,500,000.00	0.00	3,500,000.00	100.00	0.00	3,500,000.00	0.0	3,500,000.00	0.00	100.00
			0129	RECONSTRUCCION CAMINO VECINAL CRUCE CARRETERA	0.00	9,111,173.00	9,111,173.00	9,111,172.46	0.54	9,111,172.46	100.00	0.54	9,111,172.46	0.0	9,111,172.46	0.00	100.00
			0122	RECONST. CAMINO VECINAL MIRABEL ADENTRO - HATILLO	0.00	6,088,632.00	6,088,632.00	6,088,631.24	0.76	6,088,631.24	100.00	0.76	6,088,631.24	0.0	6,088,631.24	0.00	100.00
			0121	RECONST. CAM. VEC. AUTOPISTA NAVARRETE-PUERTO PL	10,677,202.00	2,322,798.00	13,000,000.00	13,000,000.00	0.00	13,000,000.00	100.00	0.00	13,000,000.00	0.0	3,000,000.00	10,000,000.00	23.08
			0087	RECONST.CAMINO VECINAL LOS ALMACIGOS-EL NARANJA	10,431,058.00	-2,431,058.00	8,000,000.00	8,000,000.00	0.00	8,000,000.00	100.00	0.00	8,000,000.00	0.0	8,000,000.00	0.00	100.00
			0086	RECONSTRUCCION DE CAMINO VECINAL PREDEGAL-LAS C	6,642,940.00	-6,642,939.85	0.15	0.00	0.15	0.00	0.00	0.15	0.00	0.0	0.00	0.00	0.00
			0091	RECONST.CAMINO VEC "FEDERICO BASILIS" PUENTE CAM	5,264,343.00	-264,343.00	5,000,000.00	5,000,000.00	0.00	5,000,000.00	100.00	0.00	5,000,000.00	0.0	5,000,000.00	0.00	100.00
			0115	RECONST. CAMINO VEC. LAS MATAS DE FARFAN- CARRET	10,680,000.00	-10,679,999.83	0.17	0.00	0.17	0.00	0.00	0.17	0.00	0.0	0.00	0.00	0.00
			0072	RECONST.CAM.VEC.SAN RAMON-HONDURAS.BAHORUCO	11,831,843.00	-10,439,843.00	1,392,000.00	1,392,000.00	0.00	1,392,000.00	100.00	0.00	1,392,000.00	0.0	1,392,000.00	0.00	100.00
			0055	RECONST.C.VECINAL EL POSITO-G.-CABEZA D TORO,PRO	14,705,411.00	-14,705,411.00	0.00	0.00	0.00	0.00	0.00	0.00	0.00	0.0	0.00	0.00	0.00
			0104	RECONST. DEL CAMINO CRUCE CARRETERA MAIMON (PRE	4,700,000.00	-4,700,000.00	0.00	0.00	0.00	0.00	0.00	0.00	0.00	0.0	0.00	0.00	0.00
			0127	RECONSTRUCCION DEL CAMINO VECINAL CRUCE CARRET	0.00	3,503,802.76	3,503,802.76	3,503,802.76	0.00	3,503,802.76	100.00	0.00	3,503,802.76	0.0	3,503,802.76	0.00	100.00
			0090	RECONST.CAM.VEC.BATEY SAN MIGUEL-HATILLO-TRAMO	12,580,158.00	9,000,000.00	21,580,158.00	21,500,000.00	80,158.00	21,500,000.00	100.00	80,158.00	21,500,000.00	0.0	1,500,000.00	20,000,000.00	6.98
			0059	RECONST. DEL CAMINO VECINAL PORTON-GUANITO-ELAG	15,274,600.00	-5,274,600.00	10,000,000.00	10,000,000.00	0.00	10,000,000.00	100.00	0.00	10,000,000.00	0.0	10,000,000.00	0.00	100.00
			0060	RECONST.CAM.VEC.MOCA.ISLETA-HINCHA.PROV.ESPAILLA	10,262,627.00	-10,262,627.00	0.00	0.00	0.00	0.00	0.00	0.00	0.00	0.0	0.00	0.00	0.00
			0101	RECONST. VIA PEDERNALES-PUESTO MILITAR-AGUAS NE	21,528,957.00	22,729,706.00	44,258,663.00	44,258,662.28	0.72	44,258,662.28	100.00	0.72	44,258,662.28	0.0	44,258,662.28	0.00	100.00
			0102	RECONST. C. V. CONUCO PRIETO-TALANQUERA	731,161.00	2,268,839.00	3,000,000.00	3,000,000.00	0.00	3,000,000.00	100.00	0.00	3,000,000.00	0.0	3,000,000.00	0.00	100.00
			0110	RECONST. C.V. CRICE CARRET. PTO. PLATA-PALMAR GRAN	5,535,600.00	-5,535,600.00	0.00	0.00	0.00	0.00	0.00	0.00	0.00	0.0	0.00	0.00	0.00
			0073	RECONST.CAM.VEC.VICENTE NOBLE ARROYO GRANDE, PF	7,515,031.00	2,803,287.00	10,318,318.00	10,243,287.45	75,030.55	10,243,287.45	100.00	75,030.55	10,243,287.45	0.0	10,243,287.45	0.00	100.00
			0058	RECONST. CAM.VEC.BARAHONA.LAGUAZARA,BARAHONA	2,608,493.00	13,350,507.00	15,959,000.00	15,959,000.00	0.00	15,959,000.00	100.00	0.00	15,959,000.00	0.0	15,959,000.00	0.00	100.00
			0125	RECONSTRUCCION CAMINO VECINAL LAS CAOBAS - MONT	0.00	3,000,000.00	3,000,000.00	3,000,000.00	0.00	3,000,000.00	100.00	0.00	3,000,000.00	0.0	3,000,000.00	0.00	100.00
			0108	RECONSTRUCCION CAMINO VECINAL MATANZAS- LAS TAB	8,529,698.00	1,259,589.00	9,789,287.00	9,789,287.00	0.00	9,789,287.00	100.00	0.00	9,789,287.00	0.0	0.00	9,789,287.00	0.00
			0111	RECONST. C.V. LA CUARENTA-EL TABLON-TORO CENIZO,	21,310,268.00	-21,310,267.60	0.40	0.00	0.40	0.00	0.00	0.40	0.00	0.0	0.00	0.00	0.00
			0081	RECONST.D/CAMINO CARRETERO C/ CARR YAMASA C/CAF	2,137,635.00	-2,137,635.00	0.00	0.00	0.00	0.00	0.00	0.00	0.00	0.0	0.00	0.00	0.00
			0109	RECONST. CRUCE CARRET. PTO. PLATA-LLANOS DE PERE	6,132,000.00	-6,132,000.00	0.00	0.00	0.00	0.00	0.00	0.00	0.00	0.0	0.00	0.00	0.00

Sistema Integrado de Gestión Financiera

Periodo: 2007

REPORTE DE EJECUCION DEL GASTO POR CAPITULO Y PROGRAMAS

Cap: 0211 Fec.Inicial: 01/01/2007 Fec.Final: 30/04/2008

Capitulo 0211
Dependencia 01
Fuente Financ 10

Prog	Sub	Pry	Act	Descripcion 1	Apropiacion Original 2	Modificaciones 3	Apropiación Vigente 4	Previsión de la Apropiación 5	Disponible 6	Compromiso 7	% Compromiso 8	Apropiación Disponible 9	Devengado 10	Compromiso No Devengado 11	Pagado 12	Devengado No Pagado 13	Por Pagar 14
11	02	13		CONSTRUCCION,RECONSTRUCCION Y MANTENIMIENTO DE	307,143,379.00	35,190,640.22	342,334,019.22	342,150,308.36	183,710.86	342,150,308.36	3,100.00	183,710.86	342,150,308.36	0.00	288,450,085.73	53,700,222.63	2,682.08
			0124	RECONSTRUCCION CAMINO YAMASA - EL CANON, PROV. S	0.00	3,520,000.00	3,520,000.00	3,520,000.00	0.00	3,520,000.00	100.00	0.00	3,520,000.00	0.0	3,520,000.00	0.00	100.00
			0079	TERMINACION RECONST.CAM.VEC. LA PEÑA-EL RAMONAL	2,589,175.00	15,410,825.00	18,000,000.00	18,000,000.00	0.00	18,000,000.00	100.00	0.00	18,000,000.00	0.0	18,000,000.00	0.00	100.00
			0105	REPARACION C.V. PAYITA, SAN RAFAEL,COPEYITO-RIO SA	10,000,000.00	-10,000,000.00	0.00	0.00	0.00	0.00	0.00	0.00	0.00	0.0	0.00	0.00	0.00
			0084	RECONST. CAM. VEC. C/CARRETERA SAN JOSE DE OCOA-I	2,164,027.00	3,909,304.66	6,073,331.66	6,073,331.17	0.49	6,073,331.17	100.00	0.49	6,073,331.17	0.0	0.00	6,073,331.17	0.00
			0064	RECONST.CAMINO/VEC.GALION-HONDURAS-MATADERO-P	11,947,158.00	-7,233,621.00	4,713,537.00	4,713,536.55	0.45	4,713,536.55	100.00	0.45	4,713,536.55	0.0	4,713,536.55	0.00	100.00
			0123	RECONSTRUCCION CAMINO VECINAL C/C HIGUEY - EL SEY	0.00	500,000.00	500,000.00	500,000.00	0.00	500,000.00	100.00	0.00	500,000.00	0.0	500,000.00	0.00	100.00
			0056	RECONST.CAMINO VECINAL NIZAO-LA NORIA CRECE CC P	7,646,754.00	-7,646,754.00	0.00	0.00	0.00	0.00	0.00	0.00	0.00	0.0	0.00	0.00	0.00
			0112	RECONST. CAMINO VEC. MOCA-LA SOLEDAD-ZAFARRAYA	13,311,373.00	3,054,063.00	16,365,436.00	16,337,604.46	27,831.54	16,337,604.46	100.00	27,831.54	16,337,604.46	0.0	8,500,000.00	7,837,604.46	52.03
			0074	RECONST.CAMINO VECINAL GUERRA-LA JOYA-EL PEJE-T	0.00	11,707,261.76	11,707,261.76	11,707,261.76	0.00	11,707,261.76	100.00	0.00	11,707,261.76	0.0	11,707,261.76	0.00	100.00
			0077	RECONST. CAM.VEC.ENRIQUILLO-CACHON-ARROYO DULC	8,010,000.00	-8,010,000.00	0.00	0.00	0.00	0.00	0.00	0.00	0.00	0.0	0.00	0.00	0.00
			0061	RECONST.CAMINO VECINAL HATO VIEJO-GALLARDO-SABA	1,359,814.00	-1,359,814.00	0.00	0.00	0.00	0.00	0.00	0.00	0.00	0.0	0.00	0.00	0.00
11	02	14		CONSTRUCCION,RECONSTRUCCION Y MANTENIMIENTO DE	57,663,832.00	5,415,168.00	63,079,000.00	63,013,411.57	65,588.43	63,013,411.57	200.00	65,588.43	63,013,411.57	0.00	49,813,411.57	13,200,000.00	173.36
			0054	REPAR. PUENTE ENTRADA SAN CRISTOBAL, ANTIGUA CAR	9,345,000.00	-9,345,000.00	0.00	0.00	0.00	0.00	0.00	0.00	0.00	0.0	0.00	0.00	0.00
			0053	PROGRAMA DE REPARACION PUENTES EN SANTO DOMING	16,020,000.00	33,600,000.00	49,620,000.00	49,554,411.57	65,588.43	49,554,411.57	100.00	65,588.43	49,554,411.57	0.0	36,354,411.57	13,200,000.00	73.36
			0055	TRABAJO DE REPARACION MUELLE DE MANZANILLO	31,565,992.00	-18,106,992.00	13,459,000.00	13,459,000.00	0.00	13,459,000.00	100.00	0.00	13,459,000.00	0.0	13,459,000.00	0.00	100.00
			0051	REPARACION APROCHE EN PUENTE RIO SAN JUAN,PROV.I	732,840.00	-732,840.00	0.00	0.00	0.00	0.00	0.00	0.00	0.00	0.0	0.00	0.00	0.00
11	03	11		CONSTRUCCION,RECONSTRUCCION Y MANTENIMIENTO DE	69,954,000.00	17,041,956.04	86,995,956.04	86,993,845.72	2,110.32	86,993,845.72	200.00	2,110.32	86,993,845.72	0.00	84,693,845.72	2,300,000.00	192.00
			0186	REPARACION DE ELEVADOS EN SANTO DOMINGO Y SANTI.	48,594,000.00	-48,594,000.00	0.00	0.00	0.00	0.00	0.00	0.00	0.00	0.0	0.00	0.00	0.00
			0054	MANTENIMIENTO SISTEMA CENTRALIZADO TRAFICO EN LA	0.00	28,739,787.04	28,739,787.04	28,737,676.75	2,110.29	28,737,676.75	100.00	2,110.29	28,737,676.75	0.0	26,437,676.75	2,300,000.00	92.00
			0052	MANTENIMIENTO DE TUNELES Y ELEVADOS DE SANTO DO	21,360,000.00	36,896,169.00	58,256,169.00	58,256,168.97	0.03	58,256,168.97	100.00	0.03	58,256,168.97	0.0	58,256,168.97	0.00	100.00
11	03	12		CONSTRUCCION,RECONSTRUCCION Y MANTENIMIENTO DE	0.00	26,640,000.00	26,640,000.00	26,639,421.66	578.34	26,639,421.66	100.00	578.34	26,639,421.66	0.00	26,639,421.66	0.00	100.00
			0105	MANTENIMIENTO RUTINARIO DE LA RED TRONCAL AUTOP.	0.00	26,640,000.00	26,640,000.00	26,639,421.66	578.34	26,639,421.66	100.00	578.34	26,639,421.66	0.0	26,639,421.66	0.00	100.00
11	03	13		CONSTRUCCION,RECONSTRUCCION Y MANTENIMIENTO DE	88,582,086.00	-1,551,433.00	87,030,653.00	87,030,652.00	1.00	87,030,652.00	11,100.00	1.00	87,030,652.00	0.00	87,030,652.00	0.00	11,100.00
			0070	MANTENIMIENTO CAM. VEC. SABANA MULA-LOS MEMIZOS-	713,814.00	0.00	713,814.00	713,814.00	0.00	713,814.00	100.00	0.00	713,814.00	0.0	713,814.00	0.00	100.00
			0154	MANT.CAM. VEC.FUNDACION-PESCADERIA-HABANERO-C/	39,647.00	0.00	39,647.00	39,647.00	0.00	39,647.00	100.00	0.00	39,647.00	0.0	39,647.00	0.00	100.00
			0142	MANT.CAM. VEC.BOCA NUEVA- BOCA NUEVA	61,664.00	0.00	61,664.00	61,664.00	0.00	61,664.00	100.00	0.00	61,664.00	0.0	61,664.00	0.00	100.00
			0129	MANT.CAM. VEC.C (TAMBORIL-DON PEDRO/LA ERMITA-LIC	20,719.00	0.00	20,719.00	20,719.00	0.00	20,719.00	100.00	0.00	20,719.00	0.0	20,719.00	0.00	100.00
			0067	MANTENIMIENTO CAM. VEC. BAYAGUANA - SABANA AL ME	170,906.00	0.00	170,906.00	170,906.00	0.00	170,906.00	100.00	0.00	170,906.00	0.0	170,906.00	0.00	100.00
			0056	MANTENIMIENTO CAM. VEC. PERALVILLO-MANO PILON	136,803.00	0.00	136,803.00	136,803.00	0.00	136,803.00	100.00	0.00	136,803.00	0.0	136,803.00	0.00	100.00
			0113	MANT. CAM. VEC. C/C(YAGUATE-BANI)-PIZARRETE-LAS BA	4,005,000.00	995,000.00	5,000,000.00	5,000,000.00	0.00	5,000,000.00	100.00	0.00	5,000,000.00	0.0	5,000,000.00	0.00	100.00
			0169	MANT. CAM. VECS. C/C(HIGUEY-SAN RAFAEL DEL YUMA)-J	96,543.00	0.00	96,543.00	96,543.00	0.00	96,543.00	100.00	0.00	96,543.00	0.0	96,543.00	0.00	100.00
			0201	MANT. DE CARRETERAS Y CAMINOS VECINALES EN SANC	648,000.00	-648,000.00	0.00	0.00	0.00	0.00	0.00	0.00	0.00	0.0	0.00	0.00	0.00
			0194	MANT. CAMINO VECINAL C/ JIMAYACO ARRIBA- EL DESECH	78,035.00	0.00	78,035.00	78,035.00	0.00	78,035.00	100.00	0.00	78,035.00	0.0	78,035.00	0.00	100.00
			0165	MANT. CAM. VECS. GUARAPITO - LOS CERRITOS	53,141.00	0.00	53,141.00	53,141.00	0.00	53,141.00	100.00	0.00	53,141.00	0.0	53,141.00	0.00	100.00
			0068	MANTENIMIENTO CAM. VEC. HATO VIEJO-LOS BOTADOS (C	4,681.00	0.00	4,681.00	4,681.00	0.00	4,681.00	100.00	0.00	4,681.00	0.0	4,681.00	0.00	100.00
			0173	MANT. CAM. VEC. ASESORIA-INGENIERIA Y ESTUDIOS	3,207,267.00	0.00	3,207,267.00	3,207,267.00	0.00	3,207,267.00	100.00	0.00	3,207,267.00	0.0	3,207,267.00	0.00	100.00
			0121	MANT. CAM. VEC. YAGUA ARRIBA-MONUMENTO EL SANTO	2,921.00	0.00	2,921.00	2,921.00	0.00	2,921.00	100.00	0.00	2,921.00	0.0	2,921.00	0.00	100.00
			0052	MANTENIMIENTO CAM. VEC. BAYAGUANA-LOS CORBANOS	109,597.00	0.00	109,597.00	109,597.00	0.00	109,597.00	100.00	0.00	109,597.00	0.0	109,597.00	0.00	100.00
			0187	MANT. CAMINO VECINAL, BOCA DE CACHON-TIERRA NUEV	17,099.00	0.00	17,099.00	17,099.00	0.00	17,099.00	100.00	0.00	17,099.00	0.0	17,099.00	0.00	100.00
			0112	MANT. CAM. VEC. CATALINA-SABANA LARGA	163,544.00	0.00	163,544.00	163,544.00	0.00	163,544.00	100.00	0.00	163,544.00	0.0	163,544.00	0.00	100.00
			0132	MANT.CAM. VEC. C/ EL CAIMITO-EL ANON	37,671.00	0.00	37,671.00	37,671.00	0.00	37,671.00	100.00	0.00	37,671.00	0.0	37,671.00	0.00	100.00
			0086	MANT. CAM. VEC. EL POZO-LA PICHINGA-C/C RINCON MOL	170,786.00	0.00	170,786.00	170,786.00	0.00	170,786.00	100.00	0.00	170,786.00	0.0	170,786.00	0.00	100.00
			0128	AMNT.CAM. VEC.LAS JAVILLAS (SAN ANTONIO)-COLORADO	25,221.00	0.00	25,221.00	25,221.00	0.00	25,221.00	100.00	0.00	25,221.00	0.0	25,221.00	0.00	100.00
			0091	MANT. CAM. VEC. C/C (SALCEDO-TENARES)-LA JAGUITA	11,572.00	0.00	11,572.00	11,572.00	0.00	11,572.00	100.00	0.00	11,572.00	0.0	11,572.00	0.00	100.00
			0109	MANT. CAM. VEC .AZUA-LA YAYITAS	90,225.00	0.00	90,225.00	90,225.00	0.00	90,225.00	100.00	0.00	90,225.00	0.0	90,225.00	0.00	100.00
			0111	MANT. CAM. VEC. LOS ROSARIOS-BARRIO AL MEDIO	60,444.00	0.00	60,444.00	60,444.00	0.00	60,444.00	100.00	0.00	60,444.00	0.0	60,444.00	0.00	100.00
			0198	MANT. CAMINO VECINAL J. DE HERRERA-LOS SANTILES-G	102,906.00	0.00	102,906.00	102,906.00	0.00	102,906.00	100.00	0.00	102,906.00	0.0	102,906.00	0.00	100.00
			0136	MANT.CAM. VEC.DON GREGORIO-C/BAIA DE MAIMON-BARE	7,690.00	0.00	7,690.00	7,690.00	0.00	7,690.00	100.00	0.00	7,690.00	0.0	7,690.00	0.00	100.00
			0098	MANT. CAM. VEC. AMINILLA-EL RODEO	4,057.00	0.00	4,057.00	4,057.00	0.00	4,057.00	100.00	0.00	4,057.00	0.0	4,057.00	0.00	100.00
			0191	MANT. CAMINO VECINAL PESCADERIA - CARRETERA 44	90,346.00	0.00	90,346.00	90,346.00	0.00	90,346.00	100.00	0.00	90,346.00	0.0	90,346.00	0.00	100.00
			0162	MANT. CAM. VECS. C/MAGUA-LA LISA-LA LOMA-EL LIMPIO	4,363.00	0.00	4,363.00	4,363.00	0.00	4,363.00	100.00	0.00	4,363.00	0.0	4,363.00	0.00	100.00
			0147	MANT.CAM. VEC.LA CIDRA-LA CABIRMA-LOS COROCITOS-	359,224.00	0.00	359,224.00	359,224.00	0.00	359,224.00	100.00	0.00	359,224.00	0.0	359,224.00	0.00	100.00
			0102	MANT. CAM. VEC. RIO INAJE-LOS JENGIBRES-EL NARANJIT	20,528.00	0.00	20,528.00	20,528.00	0.00	20,528.00	100.00	0.00	20,528.00	0.0	20,528.00	0.00	100.00
			0123	MANT. CAM. VEC .AMINA-BATEY LAGUNETA-TARTABON-E	154,261.00	0.00	154,261.00	154,261.00	0.00	154,261.00	100.00	0.00	154,261.00	0.0	154,261.00	0.00	100.00
			0116	MANT. CAM. VEC. CAMBITA EL PUEBLECITO-EL TABLAZO	218,135.00	0.00	218,135.00	218,135.00	0.00	218,135.00	100.00	0.00	218,135.00	0.0	218,135.00	0.00	100.00

Sistema Integrado de Gestión Financiera

Periodo: 2007

REPORTE DE EJECUCION DEL GASTO POR CAPITULO Y PROGRAMAS

Cap: 0211 Fec.Inicial: 01/01/2007 Fec.Final: 30/04/2008

Capitulo 0211
Dependencia 01
Fuente Financ 10

Prog	Sub Pry	Act	Descripcion 1	Apropiacion Original 2	Modificaciones 3	Apropiación Vigente 4	Previsión de la Apropiación 5	Disponible 6	Compromiso 7	% Compromiso 8	Apropiación Disponible 9	Devengado 10	Compromiso No Devengado 11	Pagado 12	Devengado No Pagado 13	Por Pagar 14
11	03	13	CONSTRUCCION,RECONSTRUCCION Y MANTENIMIENTO DE	88,582,086.00	-1,551,433.00	87,030,653.00	87,030,652.00	1.00	87,030,652.00	11,100.00	1.00	87,030,652.00	0.00	87,030,652.00	0.00	11,100.00
		0071	MANTENIMIENTO CAM. VEC. C/C PEDERNALES - LAS MERC	266,798.00	0.00	266,798.00	266,798.00	0.00	266,798.00	100.00	0.00	266,798.00	0.0	266,798.00	0.00	100.00
		0202	MANT. DE CAMINO VECINAL CARRET. SANCHEZ AMINA GC	20,006.00	0.00	20,006.00	20,006.00	0.00	20,006.00	100.00	0.00	20,006.00	0.0	20,006.00	0.00	100.00
		0134	MANT.CAM. VEC.EL ACUEDUCTO-LOS GUAOS	5,466.00	0.00	5,466.00	5,466.00	0.00	5,466.00	100.00	0.00	5,466.00	0.0	5,466.00	0.00	100.00
		0103	MANT. CAM. VEC .AMINILLA-BARRIGON-LA ESTANCIA	8,080.00	0.00	8,080.00	8,080.00	0.00	8,080.00	100.00	0.00	8,080.00	0.0	8,080.00	0.00	100.00
		0166	MANT. CAM. VECS. HIGUEY-ANAMUYITA	244,280.00	0.00	244,280.00	244,280.00	0.00	244,280.00	100.00	0.00	244,280.00	0.0	244,280.00	0.00	100.00
		0089	MANT. CAM. VEC.COMEDERO ARRIBA-SABANA POTRERO-	46,711.00	0.00	46,711.00	46,711.00	0.00	46,711.00	100.00	0.00	46,711.00	0.0	46,711.00	0.00	100.00
		0170	MANT. CAM. VEC. GUANITO-C/ EL CALICHAR-GUANIABANO	28,895.00	0.00	28,895.00	28,895.00	0.00	28,895.00	100.00	0.00	28,895.00	0.0	28,895.00	0.00	100.00
		0196	MANT. CAMINO VECINAL CRUCE PALO ALTO-FUNDACIÓN	74,600.00	0.00	74,600.00	74,600.00	0.00	74,600.00	100.00	0.00	74,600.00	0.0	74,600.00	0.00	100.00
		0075	MANT. CAM. VEC. ENTRADA PASATIEMPOS-LOS SANTILES	31,367.00	0.00	31,367.00	31,367.00	0.00	31,367.00	100.00	0.00	31,367.00	0.0	31,367.00	0.00	100.00
		0127	MANT.CAM. VEC. ORTEGA ARRIBA-HIGUERITO-LA GUASUM	42,740.00	0.00	42,740.00	42,740.00	0.00	42,740.00	100.00	0.00	42,740.00	0.0	42,740.00	0.00	100.00
		0088	MANT. CAM. VEC .AGROPAMPA-LOS MEMIZOS-TOMA DEL	140,686.00	0.00	140,686.00	140,686.00	0.00	140,686.00	100.00	0.00	140,686.00	0.0	140,686.00	0.00	100.00
		0171	MANT. ACM. VEC. EL SEIBO-CACIQUILLO	50,911.00	0.00	50,911.00	50,911.00	0.00	50,911.00	100.00	0.00	50,911.00	0.0	50,911.00	0.00	100.00
		0195	MANT. CAMINO VECINAL CARRET. SANCHEZ-LOS CAMBRO	65,818.00	0.00	65,818.00	65,818.00	0.00	65,818.00	100.00	0.00	65,818.00	0.0	65,818.00	0.00	100.00
		0146	MANT.CAM. VEC. EL AGUACATE-LA SIDRA-LA GUAMA	59,160.00	0.00	59,160.00	59,160.00	0.00	59,160.00	100.00	0.00	59,160.00	0.0	59,160.00	0.00	100.00
		0193	MANT. CAMINO VECINAL (LAS LAGUNAS - ZONA FRANCA) -	182,371.00	0.00	182,371.00	182,371.00	0.00	182,371.00	100.00	0.00	182,371.00	0.0	182,371.00	0.00	100.00
		0126	MANT.CAM. VEC. C/C DUARTE-ORTEGA-LOS CERCADILLO	5,743.00	0.00	5,743.00	5,743.00	0.00	5,743.00	100.00	0.00	5,743.00	0.0	5,743.00	0.00	100.00
		0192	MANT. CAMINO VECINAL (C/GUACO - LA PINITA) - LOS VALE	105,112.00	0.00	105,112.00	105,112.00	0.00	105,112.00	100.00	0.00	105,112.00	0.0	105,112.00	0.00	100.00
		0145	MANT.CAM. VEC. PUERTO PLATA-SABANA GRANDE-CANTA	3,774.00	0.00	3,774.00	3,774.00	0.00	3,774.00	100.00	0.00	3,774.00	0.0	3,774.00	0.00	100.00
		0058	MANTENIMIENTO CAM. VEC. MATEO PICO-LA GUAZUMA	6,622.00	0.00	6,622.00	6,622.00	0.00	6,622.00	100.00	0.00	6,622.00	0.0	6,622.00	0.00	100.00
		0138	MANT.CAM. VEC. MAIMON -MAIMON	6,744.00	0.00	6,744.00	6,744.00	0.00	6,744.00	100.00	0.00	6,744.00	0.0	6,744.00	0.00	100.00
		0057	MANTENIMIENTO CAM. VEC. MANO PILON-MATEO PICO	33,389.00	0.00	33,389.00	33,389.00	0.00	33,389.00	100.00	0.00	33,389.00	0.0	33,389.00	0.00	100.00
		0164	MANT. CAM. VECS. GUANITO - GUARAPITO - PUERTO ESCC	58,063.00	0.00	58,063.00	58,063.00	0.00	58,063.00	100.00	0.00	58,063.00	0.0	58,063.00	0.00	100.00
		0074	MANT. CAM. VEC. PALOS AMARGOS-PAN DE AZUCAR	198,200.00	0.00	198,200.00	198,200.00	0.00	198,200.00	100.00	0.00	198,200.00	0.0	198,200.00	0.00	100.00
		0054	MANTENIMIENTO CAM. VEC. YAMASA-EL MULO-SAN ANT.-	334,885.00	0.00	334,885.00	334,885.00	0.00	334,885.00	100.00	0.00	334,885.00	0.0	334,885.00	0.00	100.00
		0064	MANTENIMIENTO CAM. VEC. CRUCE DEL PAJON- EL DEAN	32,442.00	0.00	32,442.00	32,442.00	0.00	32,442.00	100.00	0.00	32,442.00	0.0	32,442.00	0.00	100.00
		0120	MANT. CAM. VEC. YAGUA ARRIBA-CACBANITA- C/C (MAO-S	11,030.00	0.00	11,030.00	11,030.00	0.00	11,030.00	100.00	0.00	11,030.00	0.0	11,030.00	0.00	100.00
		0108	MANT. CAM. VEC. TABARA ARRIBA-CR. CAMINO AMIAMA GC	3,271.00	0.00	3,271.00	3,271.00	0.00	3,271.00	100.00	0.00	3,271.00	0.0	3,271.00	0.00	100.00
		0205	MANTENIMIENTO CAM. VECINAL MAGUANA EN MEDIO-HAT	45,978.00	0.00	45,978.00	45,978.00	0.00	45,978.00	100.00	0.00	45,978.00	0.0	45,978.00	0.00	100.00
		0122	MANT. CAM. VEC. SABANA GRANDE-MARTINEZ	35,841.00	0.00	35,841.00	35,841.00	0.00	35,841.00	100.00	0.00	35,841.00	0.0	35,841.00	0.00	100.00
		0186	MANT. CAMINO VECINAL LAS CAÑAS DE GUAZUMAL - PASA	62,398.00	0.00	62,398.00	62,398.00	0.00	62,398.00	100.00	0.00	62,398.00	0.0	62,398.00	0.00	100.00
		0099	MANT. CAM. VEC. CAPOTILLO BILLINI	37,931.00	0.00	37,931.00	37,931.00	0.00	37,931.00	100.00	0.00	37,931.00	0.0	37,931.00	0.00	100.00
		0190	MANT. CAMINO VECINAL NIZA - INGENIO NUEVO	10,184.00	0.00	10,184.00	10,184.00	0.00	10,184.00	100.00	0.00	10,184.00	0.0	10,184.00	0.00	100.00
		0163	MANT. CAM. VECS. EL CERCADO - VIVIANA	100,414.00	0.00	100,414.00	100,414.00	0.00	100,414.00	100.00	0.00	100,414.00	0.0	100,414.00	0.00	100.00
		0133	MANT.CAM. VEC. LOS CASTILLOS LOMA BLANCA	2,090.00	0.00	2,090.00	2,090.00	0.00	2,090.00	100.00	0.00	2,090.00	0.0	2,090.00	0.00	100.00
		0106	MANT. CAM. VEC .ZONA FRANCA ESPERANZA-BATEY 1-B.	159,560.00	0.00	159,560.00	159,560.00	0.00	159,560.00	100.00	0.00	159,560.00	0.0	159,560.00	0.00	100.00
		0139	MANT.CAM. VEC MAIMON -ENTRADA LOS CAÑOS	90,168.00	0.00	90,168.00	90,168.00	0.00	90,168.00	100.00	0.00	90,168.00	0.0	90,168.00	0.00	100.00
		0188	MANT. C. VECINAL CARRET. SABANETA-MINA LOS SANTILE	75,231.00	0.00	75,231.00	75,231.00	0.00	75,231.00	100.00	0.00	75,231.00	0.0	75,231.00	0.00	100.00
		0189	MANT. CAMINO VEC. C/C (INGENIO NUEVO YAGUATE)	56,712.00	0.00	56,712.00	56,712.00	0.00	56,712.00	100.00	0.00	56,712.00	0.0	56,712.00	0.00	100.00
		0100	MANT. CAM. VEC .ALTAMIRA-RIO GRANDE	59,600.00	0.00	59,600.00	59,600.00	0.00	59,600.00	100.00	0.00	59,600.00	0.0	59,600.00	0.00	100.00
		0096	MANT. CAM. VEC. EL AGUACATE-MANUEL BUENO-CEIBA D	84,752.00	0.00	84,752.00	84,752.00	0.00	84,752.00	100.00	0.00	84,752.00	0.0	84,752.00	0.00	100.00
		0167	MANT. CAM. VEC .ANAMUYITA-LOS BLANDINOS	139,561.00	0.00	139,561.00	139,561.00	0.00	139,561.00	100.00	0.00	139,561.00	0.0	139,561.00	0.00	100.00
		0083	MANT. CAM. VEC. EL AÑIL-RANCHO DE LA VACA-LOMA FIR	45,822.00	0.00	45,822.00	45,822.00	0.00	45,822.00	100.00	0.00	45,822.00	0.0	45,822.00	0.00	100.00
		0051	MANTENIMIENTO CAM. VEC. LA GUABA-HATO VIEJO	66,388,122.00	0.00	66,388,122.00	66,388,122.00	0.00	66,388,122.00	100.00	0.00	66,388,122.00	0.0	66,388,122.00	0.00	100.00
		0157	MANT. CAM. VECS. ENRIQUILLO-CHENE-LAS PALMAS	479,464.00	0.00	479,464.00	479,464.00	0.00	479,464.00	100.00	0.00	479,464.00	0.0	479,464.00	0.00	100.00
		0178	MANTENIMIENTO DE CAMINO VECINAL EL CERCADO CRUC	20,606.00	0.00	20,606.00	20,606.00	0.00	20,606.00	100.00	0.00	20,606.00	0.0	20,606.00	0.00	100.00
		0080	MANT. CAM. VEC. LA ENEA-EL CAIMITO-RIO CAMU	268,339.00	0.00	268,339.00	268,339.00	0.00	268,339.00	100.00	0.00	268,339.00	0.0	268,339.00	0.00	100.00
		0118	MANT. CAM. VEC. LAS MERCEDES-LA CUEVA	93,596.00	0.00	93,596.00	93,596.00	0.00	93,596.00	100.00	0.00	93,596.00	0.0	93,596.00	0.00	100.00
		0076	MANT. CAM. VEC. HATO NUEVO-CARPINTERO	28,953.00	0.00	28,953.00	28,953.00	0.00	28,953.00	100.00	0.00	28,953.00	0.0	28,953.00	0.00	100.00
		0095	MANT. CAM. VEC. EL PINO-EL AGUACATE	36,467.00	0.00	36,467.00	36,467.00	0.00	36,467.00	100.00	0.00	36,467.00	0.0	36,467.00	0.00	100.00
		0060	MANTENIMIENTO CAM. VEC. LA GUARDIA ABAJO-LA GUARI	47,213.00	0.00	47,213.00	47,213.00	0.00	47,213.00	100.00	0.00	47,213.00	0.0	47,213.00	0.00	100.00
		0105	MANT. CAM. VEC. CRUCE LA LANA-MANUEL BUENO	39,081.00	0.00	39,081.00	39,081.00	0.00	39,081.00	100.00	0.00	39,081.00	0.0	39,081.00	0.00	100.00
		0094	MANT. CAM. VEC. CACAO-CANETE	21,403.00	0.00	21,403.00	21,403.00	0.00	21,403.00	100.00	0.00	21,403.00	0.0	21,403.00	0.00	100.00
		0110	MANT. CAM. VEC. LOS JIVILLOS-LA VEREDA-C/C PERALTA	61,631.00	0.00	61,631.00	61,631.00	0.00	61,631.00	100.00	0.00	61,631.00	0.0	61,631.00	0.00	100.00
		0104	MANT. CAM. VEC. EL CAPACITO-BARRIGON	3,916.00	0.00	3,916.00	3,916.00	0.00	3,916.00	100.00	0.00	3,916.00	0.0	3,916.00	0.00	100.00
		0143	MANT.CAM. VEC MONTE LLANO-BOCA NUEVA	35,709.00	0.00	35,709.00	35,709.00	0.00	35,709.00	100.00	0.00	35,709.00	0.0	35,709.00	0.00	100.00

Sistema Integrado de Gestión Financiera

Periodo: 2007

REPORTE DE EJECUCION DEL GASTO POR CAPITULO Y PROGRAMAS

Cap: 0211 Fec.Inicial: 01/01/2007 Fec.Final: 30/04/2008

Capitulo 0211
Dependencia 01
Fuente Financ 10

Prog	Sub	Pry	Act	Descripcion 1	Apropiacion Original 2	Modificaciones 3	Apropiación Vigente 4	Previsión de la Apropiación 5	Disponible 6	Compromiso 7	% Compromiso 8	Apropiación Disponible 9	Devengado 10	Compromiso No Devengado 11	Pagado 12	Devengado No Pagado 13	Por Pagar 14
11	03	13		CONSTRUCCION,RECONSTRUCCION Y MANTENIMIENTO DE	88,582,086.00	-1,551,433.00	87,030,653.00	87,030,652.00	1.00	87,030,652.00	11,100.00	1.00	87,030,652.00	0.00	87,030,652.00	0.00	11,100.00
			0107	MANT. CAM. VEC. CRUCE DE JICOME-JICOME ARRIBA (OJO	65,906.00	0.00	65,906.00	65,906.00	0.00	65,906.00	100.00	0.00	65,906.00	0.0	65,906.00	0.00	100.00
			0085	MANT. CAM. VEC. CABIRMOTA-CABIRMOTA AFUERA-ALTO	10,350.00	0.00	10,350.00	10,350.00	0.00	10,350.00	100.00	0.00	10,350.00	0.0	10,350.00	0.00	100.00
			0115	MANT. CAM. VEC. NIZA-MALPEZ-NIZAO-LOS CAJUILES-BO	88,678.00	0.00	88,678.00	88,678.00	0.00	88,678.00	100.00	0.00	88,678.00	0.0	88,678.00	0.00	100.00
			0061	MANTENIMIENTO CAM. VEC. LA GUARDIA ABAJO-MATEO P	82,720.00	0.00	82,720.00	82,719.00	1.00	82,719.00	100.00	1.00	82,719.00	0.0	82,719.00	0.00	100.00
			0059	MANTENIMIENTO CAM. VEC. LA GUAZUMA-LA GUARDIA AR	15,409.00	0.00	15,409.00	15,409.00	0.00	15,409.00	100.00	0.00	15,409.00	0.0	15,409.00	0.00	100.00
			0151	MANT.CAM. VEC C/MELLA-ANGOSTURA-SALADILLO	269,496.00	0.00	269,496.00	269,496.00	0.00	269,496.00	100.00	0.00	269,496.00	0.0	269,496.00	0.00	100.00
			0090	MANT. CAM. VEC. C/MEGUEY-EL HOSPITAL	21,040.00	0.00	21,040.00	21,040.00	0.00	21,040.00	100.00	0.00	21,040.00	0.0	21,040.00	0.00	100.00
			0084	MANT. CAM. VEC. EL AGUACATE-ALTO DEL AGUACATE-LA	39,507.00	0.00	39,507.00	39,507.00	0.00	39,507.00	100.00	0.00	39,507.00	0.0	39,507.00	0.00	100.00
			0197	MANT. CAMINO VECINAL CRUCE SAINAGUA -C/C SAN CRIS	7,619.00	0.00	7,619.00	7,619.00	0.00	7,619.00	100.00	0.00	7,619.00	0.0	7,619.00	0.00	100.00
			0087	MANT. CAM. VEC. AGROPAMPA(MATA BONITA)-JENGIBRES	29,460.00	0.00	29,460.00	29,460.00	0.00	29,460.00	100.00	0.00	29,460.00	0.0	29,460.00	0.00	100.00
			0180	MANTENIMIENTO DE CAMINO VECINAL VIVIANA LOMA CON	10,633.00	0.00	10,633.00	10,633.00	0.00	10,633.00	100.00	0.00	10,633.00	0.0	10,633.00	0.00	100.00
			0174	MANT. CAM. VEC. SUPERVISION DE LOS CAMS. VECS. DEL	2,296,513.00	0.00	2,296,513.00	2,296,513.00	0.00	2,296,513.00	100.00	0.00	2,296,513.00	0.0	2,296,513.00	0.00	100.00
			0077	MANT. CAM. VEC. CARRETERA SANCHEZ (NAC. 02) YABONI	312,344.00	0.00	312,344.00	312,344.00	0.00	312,344.00	100.00	0.00	312,344.00	0.0	312,344.00	0.00	100.00
			0097	MANT. CAM. VEC. EL PARTIDO-LA GORRA-AMINILLA	193,441.00	0.00	193,441.00	193,441.00	0.00	193,441.00	100.00	0.00	193,441.00	0.0	193,441.00	0.00	100.00
			0130	MANT.CAM. VEC LAGUANA PRIETA-MONTE ADENTRO	16,599.00	0.00	16,599.00	16,599.00	0.00	16,599.00	100.00	0.00	16,599.00	0.0	16,599.00	0.00	100.00
			0199	MANT. CAMINO VECINAL EL CERRO INGENIO NUEVO	334,885.00	0.00	334,885.00	334,885.00	0.00	334,885.00	100.00	0.00	334,885.00	0.0	334,885.00	0.00	100.00
			0081	MANT. CAM. VEC. BAYACANES-LOS CAMARONES-EL AÑIL	32,855.00	0.00	32,855.00	32,855.00	0.00	32,855.00	100.00	0.00	32,855.00	0.0	32,855.00	0.00	100.00
			0137	MANT.CAM. VEC MAIMON -GUZMAN CITO	9,986.00	0.00	9,986.00	9,986.00	0.00	9,986.00	100.00	0.00	9,986.00	0.0	9,986.00	0.00	100.00
			0082	MANT. CAM. VEC. BAYACANES-ALTO DEL JOBO	50,970.00	0.00	50,970.00	50,970.00	0.00	50,970.00	100.00	0.00	50,970.00	0.0	50,970.00	0.00	100.00
			0131	MANT.CAM. VEC SABANA IGLESIA-EL CAMINO-PALERO	47,380.00	0.00	47,380.00	47,380.00	0.00	47,380.00	100.00	0.00	47,380.00	0.0	47,380.00	0.00	100.00
			0101	MANT. CAM. VEC. ESTANCIA VIEJA-EL PINO	116,744.00	0.00	116,744.00	116,744.00	0.00	116,744.00	100.00	0.00	116,744.00	0.0	116,744.00	0.00	100.00
			0119	MANT. CAM. VEC. EL AGUACATE-LOMA DE CABRERA	592,468.00	0.00	592,468.00	592,468.00	0.00	592,468.00	100.00	0.00	592,468.00	0.0	592,468.00	0.00	100.00
			0114	MANT. CAM. VEC. REPARADERO-MAIZAL	8,547.00	0.00	8,547.00	8,547.00	0.00	8,547.00	100.00	0.00	8,547.00	0.0	8,547.00	0.00	100.00
			0053	MANTENIMIENTO CAM. VEC. CR EL BOMBO-EL DAJAO-SAB	277,048.00	0.00	277,048.00	277,048.00	0.00	277,048.00	100.00	0.00	277,048.00	0.0	277,048.00	0.00	100.00
			0185	ASFALTADO CAMINO EL SEYBO - CRUCE DE PAVON, EL SE	1,898,433.00	-1,898,433.00	0.00	0.00	0.00	0.00	0.00	0.00	0.00	0.0	0.00	0.00	0.00
			0079	MANT. CAM. VEC. BOCA DE CEVICOS-CEYBA DE LOS PAJA	268,339.00	0.00	268,339.00	268,339.00	0.00	268,339.00	100.00	0.00	268,339.00	0.0	268,339.00	0.00	100.00
11	03	14		CONSTRUCCION,RECONSTRUCCION Y MANTENIMIENTO DE	73,692,000.00	-73,692,000.00	0.00	0.00	0.00	0.00	0.00	0.00	0.00	0.00	0.00	0.00	0.00
			0054	PLAN NACIONAL DE MANTENIMIENTO DE PUENTES A NIVEI	53,400,000.00	-53,400,000.00	0.00	0.00	0.00	0.00	0.00	0.00	0.00	0.0	0.00	0.00	0.00
			0051	REPARACION PUENTE HIERBA BUEVA-CARRET. HATO MAY	10,680,000.00	-10,680,000.00	0.00	0.00	0.00	0.00	0.00	0.00	0.00	0.0	0.00	0.00	0.00
			0055	PROGRAMA DE MANTENIMIENTO DE BARRERAS DE SEGUF	9,612,000.00	-9,612,000.00	0.00	0.00	0.00	0.00	0.00	0.00	0.00	0.0	0.00	0.00	0.00
11	03	15		CONSTRUCCION,RECONSTRUCCION Y MANTENIMIENTO DE	211,629.00	7,489,079.00	7,700,708.00	7,700,707.19	0.81	7,700,707.19	200.00	0.81	7,700,707.19	0.00	7,700,707.19	0.00	200.00
			0060	REPARACION DE BADEN SOBRE RIO CAMU, BAYACANES, L	0.00	1,135,850.00	1,135,850.00	1,135,849.19	0.81	1,135,849.19	100.00	0.81	1,135,849.19	0.0	1,135,849.19	0.00	100.00
			0052	SANEAMIENTO DE CAÑADA SELA Y ADELA EN PERALTA ,PI	0.00	6,564,858.00	6,564,858.00	6,564,858.00	0.00	6,564,858.00	100.00	0.00	6,564,858.00	0.0	6,564,858.00	0.00	100.00
			0059	REP. DE IMBORNALES Y PERF. DE FILTRANTES AV. LUPERI	211,629.00	-211,629.00	0.00	0.00	0.00	0.00	0.00	0.00	0.00	0.0	0.00	0.00	0.00
11	04	12		CONSTRUCCION,RECONSTRUCCION Y MANTENIMIENTO DE	188,624,140.00	-1,617,138.00	187,007,002.00	187,007,002.00	0.00	187,007,002.00	400.00	0.00	182,007,002.00	5,000,000.00	143,007,002.00	39,000,000.00	199.33
			0071	REHAB.TRAMO CARRTE. LAS COBAS Y RANCHITO CARRET	11,857,325.00	-6,857,325.00	5,000,000.00	5,000,000.00	0.00	5,000,000.00	100.00	0.00	0.00	5,000,000.0	0.00	0.00	0.00
			0053	REH. DE LA CARRETERA CRUCE CARRTE. DUARTE MAIMOI	22,063,597.00	38,288,405.00	60,352,002.00	60,352,002.00	0.00	60,352,002.00	100.00	0.00	60,352,002.00	0.0	45,352,002.00	15,000,000.00	75.15
			0055	REHABILITACION DE LA CARRETERA SANTIAGO DE LA CRU	5,000,000.00	26,655,000.00	31,655,000.00	31,655,000.00	0.00	31,655,000.00	100.00	0.00	31,655,000.00	0.0	7,655,000.00	24,000,000.00	24.18
			0099	REHABILITACION CARRETERA PUERTO PLATA-GASPAR HE	49,651,585.00	40,348,415.00	90,000,000.00	90,000,000.00	0.00	90,000,000.00	100.00	0.00	90,000,000.00	0.0	90,000,000.00	0.00	100.00
			0100	RECONSTRUCCION DE LA CARRETERA NAVARRETE- PUER	100,051,633.00	-100,051,633.00	0.00	0.00	0.00	0.00	0.00	0.00	0.00	0.0	0.00	0.00	0.00
11	04	13		CONSTRUCCION,RECONSTRUCCION Y MANTENIMIENTO DE	5,827,419.00	0.00	5,827,419.00	5,827,419.00	0.00	5,827,419.00	1,300.00	0.00	5,827,419.00	0.00	5,827,419.00	0.00	1,300.00
			0051	REHAB. CAM. VEC. LAS MATAS-LA PIEDRA-SABANA MULA	32,887.00	0.00	32,887.00	32,887.00	0.00	32,887.00	100.00	0.00	32,887.00	0.0	32,887.00	0.00	100.00
			0054	REHAB. CAM. VEC C/CARRET.45(MONTE CRISTI-DAJABON)-	114,589.00	0.00	114,589.00	114,589.00	0.00	114,589.00	100.00	0.00	114,589.00	0.0	114,589.00	0.00	100.00
			0060	RAHAB. CAM. VEC. EL MAMEY-ESCALERA ABAJA-ESCALER	267,220.00	0.00	267,220.00	267,220.00	0.00	267,220.00	100.00	0.00	267,220.00	0.0	267,220.00	0.00	100.00
			0058	REHAB. CAM. VEC. CRUCE MATA SECO-LOS POMOS-LOS A	120,152.00	0.00	120,152.00	120,152.00	0.00	120,152.00	100.00	0.00	120,152.00	0.0	120,152.00	0.00	100.00
			0056	REHAB. CAM. VEC. BATEY SAN PEDRO-LOS GUINEOS-BAT	1,247,542.00	0.00	1,247,542.00	1,247,542.00	0.00	1,247,542.00	100.00	0.00	1,247,542.00	0.0	1,247,542.00	0.00	100.00
			0062	REHAB. CAM. VEC. HATO MAYOR-VICENTILLO-SUBIDA LA C	812,280.00	0.00	812,280.00	812,280.00	0.00	812,280.00	100.00	0.00	812,280.00	0.0	812,280.00	0.00	100.00
			0063	REHAB. CAM. VEC. EL PALMAR-JOBO LARGO NARANJA DE	1,016,009.00	0.00	1,016,009.00	1,016,009.00	0.00	1,016,009.00	100.00	0.00	1,016,009.00	0.0	1,016,009.00	0.00	100.00
			0059	REHAB. CAM. VEC. ALTA MIRA-EL MAMEY-EL LIMON	207,509.00	0.00	207,509.00	207,509.00	0.00	207,509.00	100.00	0.00	207,509.00	0.0	207,509.00	0.00	100.00
			0052	REHAB. CAM. VEC. PUNTA CAÑA-LA JAGUA-PRESA DE SAB	908,649.00	0.00	908,649.00	908,649.00	0.00	908,649.00	100.00	0.00	908,649.00	0.0	908,649.00	0.00	100.00
			0055	REHAB. CAM. VEC. SABANA GRANDE BOYA-LA PISTA MAJA	82,087.00	0.00	82,087.00	82,087.00	0.00	82,087.00	100.00	0.00	82,087.00	0.0	82,087.00	0.00	100.00
			0053	REHAB. CAM. VEC. CRUCE KM. 9 (AUT. DUARTE) HATO VIEJ	195,493.00	0.00	195,493.00	195,493.00	0.00	195,493.00	100.00	0.00	195,493.00	0.0	195,493.00	0.00	100.00
			0061	REHAB. CAM. VEC. ALTA MIRA-ARROYO BLANCO-FUNDAC	771,548.00	0.00	771,548.00	771,548.00	0.00	771,548.00	100.00	0.00	771,548.00	0.0	771,548.00	0.00	100.00
			0057	REHAB. CAM. VEC. SABANA GRANDE DE BOYA-C/MATA SE(	51,454.00	0.00	51,454.00	51,454.00	0.00	51,454.00	100.00	0.00	51,454.00	0.0	51,454.00	0.00	100.00
11		15		CONSTRUCCION,RECONSTRUCCION Y MANTENIMIENTO DE	38,651.00	-38,651.00	0.00	0.00	0.00	0.00	0.00	0.00	0.00	0.00	0.00	0.00	0.00

Sistema Integrado de Gestión Financiera

Periodo: 2007

REPORTE DE EJECUCION DEL GASTO POR CAPITULO Y PROGRAMAS

Cap: 0211 Fec.Inicial: 01/01/2007 Fec.Final: 30/04/2008

Capitulo 0211
Dependencia 01
Fuente Financ 10

Prog	Sub	Pry	Act	Descripcion 1	Apropiacion Original 2	Modificaciones 3	Apropiación Vigente 4	Previsión de la Apropiación 5	Disponible 6	Compromiso 7	% Compromiso 8	Apropiación Disponible 9	Devengado 10	Compromiso No Devengado 11	Pagado 12	Devengado No Pagado 13	Por Pagar 14
11	04	15		CONSTRUCCION,RECONSTRUCCION Y MANTENIMIENTO DE	38,651.00	-38,651.00	0.00	0.00	0.00	0.00	0.00	0.00	0.00	0.00	0.00	0.00	0.00
			0051	REHAB. COLECTORES Y FILTRANTES EN LA AV. ABRAHAM	38,651.00	-38,651.00	0.00	0.00	0.00	0.00	0.00	0.00	0.00	0.0	0.00	0.00	0.00
12	00	00		CONSTRUCCION, REMODELACION Y REPARACION DE EDIF	181,157,847.00	0.00	181,157,847.00	178,755,625.79	2,402,221.21	178,755,625.79	100.00	2,402,221.21	178,755,625.79	0.00	178,544,698.08	210,927.71	99.88
			0001	DIRECCION, COORDINACION Y SUPERVISION TECNICA	181,157,847.00	0.00	181,157,847.00	178,755,625.79	2,402,221.21	178,755,625.79	100.00	2,402,221.21	178,755,625.79	0.0	178,544,698.08	210,927.71	99.88
12	01	11		CONSTRUCCION, REMODELACION Y REPARACION DE EDIF	102,595,782.00	109,994,119.40	212,589,901.40	211,999,640.81	590,260.59	211,682,293.07	1,199.47	907,608.33	209,682,293.07	2,000,000.00	205,519,976.73	4,162,316.34	1,034.85
			0066	GENERADOR ELECTRICO SEOPC, D.N.	9,345,000.00	0.00	9,345,000.00	9,345,000.00	0.00	9,345,000.00	100.00	0.00	9,345,000.00	0.0	9,345,000.00	0.00	100.00
			0070	REMODELACION GENERAL EDIFICIO SEOPC	40,410,451.00	-27,000,000.00	13,410,451.00	13,410,450.78	0.22	13,410,450.78	100.00	0.22	13,410,450.78	0.0	12,510,063.78	900,387.00	93.29
			0064	CONSTRUCCION INSTALACIONES DEL CODIA EN DIFEREN	2,000,000.00	-137,869.00	1,862,131.00	1,862,130.08	0.92	1,862,130.08	100.00	0.92	1,862,130.08	0.0	1,627,400.74	234,729.34	87.39
			0055	CONSTRUCCION AUDITORIO DE LA GRAN COMISION	2,331,659.00	-2,331,659.00	0.00	0.00	0.00	0.00	0.00	0.00	0.00	0.0	0.00	0.00	0.00
			0069	REMODELACION DE LA FISCALIA DEL DISTRITO NACIONAL	4,524,702.00	28,677,996.30	33,202,698.30	32,618,937.23	583,761.07	32,618,937.23	100.00	583,761.07	32,618,937.23	0.0	30,618,937.23	2,000,000.00	93.87
			0063	PROY.SUMIN.,INST. Y PUESTA EN MARCHA Y OPERACION D	19,968,000.00	38,032,000.00	58,000,000.00	58,000,000.00	0.00	58,000,000.00	100.00	0.00	58,000,000.00	0.0	58,000,000.00	0.00	100.00
			0062	CONST. EDIFICIO DE ESTACIONAMIENTO SUPREMA CORTE	5,340,000.00	54,977,348.00	60,317,348.00	60,317,347.74	0.26	60,000,000.00	99.47	317,348.00	60,000,000.00	0.0	60,000,000.00	0.00	100.00
			0056	PALACIO DE JUSTICIA DE HATO MAYOR DEL REY	4,031,420.00	-2,031,420.00	2,000,000.00	2,000,000.00	0.00	2,000,000.00	100.00	0.00	2,000,000.00	0.0	2,000,000.00	0.00	100.00
			0065	EQUIPAMIENTO SUPREMA CORTE DE JUSTICIA	5,000,000.00	3,858,636.10	8,858,636.10	8,858,635.26	0.84	8,858,635.26	100.00	0.84	8,858,635.26	0.0	8,858,635.26	0.00	100.00
			0051	CONST. Y REMODE DEL EDIFI. DE MECANICA DE SUELOS D	2,087,140.00	500,000.00	2,587,140.00	2,587,139.72	0.28	2,587,139.72	100.00	0.28	2,587,139.72	0.0	1,559,939.72	1,027,200.00	60.30
			0067	INST. ELECTRICA NUEVO EDIFICIO DE LA FISCALIA, D.N.	4,437,536.00	6,562,474.00	11,000,010.00	11,000,000.00	10.00	11,000,000.00	100.00	10.00	11,000,000.00	0.0	11,000,000.00	0.00	100.00
			0071	RESIDENCIA VERANIEGA PRESIDENCIAL DE JUAN DOLIO	2,853,387.00	7,146,613.00	10,000,000.00	10,000,000.00	0.00	10,000,000.00	100.00	0.00	10,000,000.00	0.0	10,000,000.00	0.00	100.00
			0068	INST. SANITARIA NUEVO EDIFICIO DE LA FISCALIA, D.N.	266,487.00	1,740,000.00	2,006,487.00	2,000,000.00	6,487.00	2,000,000.00	100.00	6,487.00	0.00	2,000,000.0	0.00	0.00	0.00
12	01	12		CONSTRUCCION, REMODELACION Y REPARACION DE EDIF	26,810,116.00	34,105,633.96	60,915,749.96	60,885,633.28	30,116.68	60,885,633.28	200.00	30,116.68	60,885,633.28	0.00	60,885,633.28	0.00	200.00
			0051	REACOND. BIBLIOTECA CENTRAL DE LA UASD, FRAY BART	26,700,000.00	33,185,633.96	59,885,633.96	59,885,633.28	0.68	59,885,633.28	100.00	0.68	59,885,633.28	0.0	59,885,633.28	0.00	100.00
			0068	CONST. ANEXO 2DO. NIVEL EN LA ESCUELA DE CRISTO RE	110,116.00	920,000.00	1,030,116.00	1,000,000.00	30,116.00	1,000,000.00	100.00	30,116.00	1,000,000.00	0.0	1,000,000.00	0.00	100.00
12	01	13		CONSTRUCCION, REMODELACION Y REPARACION DE EDIF	19,153,182.00	3,127,904.19	22,281,086.19	22,281,084.99	1.20	22,281,084.99	300.00	1.20	22,281,084.99	0.00	22,281,084.99	0.00	300.00
			0054	HOSPITAL NUESTRA SRA. DE LA. ALTAGRACIA, HIGUEY	5,340,000.00	-5,340,000.00	0.00	0.00	0.00	0.00	0.00	0.00	0.00	0.0	0.00	0.00	0.00
			0063	CONSTRUCCION UNIDAD DE QUEMADOS DEL HOSPITAL R(	0.00	4,693,833.90	4,693,833.90	4,693,833.90	0.00	4,693,833.90	100.00	0.00	4,693,833.90	0.0	4,693,833.90	0.00	100.00
			0062	INSTALACION A/A REVESTIMIENTO EN EL STOCK EN SALA	4,107,105.00	3,693,236.38	7,800,341.38	7,800,340.97	0.41	7,800,340.97	100.00	0.41	7,800,340.97	0.0	7,800,340.97	0.00	100.00
			0061	CONST. 2DO NIVEL AREA DE EMERGENCIA MATERNIDAD N	8,008,934.00	1,777,976.91	9,786,910.91	9,786,910.12	0.79	9,786,910.12	100.00	0.79	9,786,910.12	0.0	9,786,910.12	0.00	100.00
			0060	CENTRO DE REHABILITACION, LOS MINAS	1,697,143.00	-1,697,143.00	0.00	0.00	0.00	0.00	0.00	0.00	0.00	0.0	0.00	0.00	0.00
12	01	14		CONSTRUCCION, REMODELACION Y REPARACION DE EDIF	574,671,786.00	-344,910,479.45	229,761,306.55	229,761,303.36	3.19	229,761,303.36	500.00	3.19	228,876,303.36	885,000.00	228,876,303.36	0.00	500.00
			0065	PARQUE CENTRAL DE SANTIAGO	300,000,000.00	-242,999,999.69	57,000,000.31	57,000,000.00	0.31	57,000,000.00	100.00	0.31	57,000,000.00	0.0	57,000,000.00	0.00	100.00
			0064	CONSTRUCCION DEL PARQUE MUNICIPAL DE OVIEDO PER	2,553,941.00	11,347,537.00	13,901,478.00	13,901,477.93	0.07	13,901,477.93	100.00	0.07	13,901,477.93	0.0	13,901,477.93	0.00	100.00
			0052	REMOZAMIENTO Y RECONSTRUCCION DEL ALBERGUE OLI	0.00	5,265,432.21	5,265,432.21	5,265,432.21	0.00	5,265,432.21	100.00	0.00	5,265,432.21	0.0	5,265,432.21	0.00	100.00
			0106	TERMINACION CASA CLUB DELEGACION SAN JUAN DE LA M	1,174,632.00	-1,174,632.00	0.00	0.00	0.00	0.00	0.00	0.00	0.00	0.0	0.00	0.00	0.00
			0105	SUMINISTRO Y COLOCACION DE BUTACAS, POLIDEPORTIV	2,933,213.00	-2,933,213.00	0.00	0.00	0.00	0.00	0.00	0.00	0.00	0.0	0.00	0.00	0.00
			0103	JUEGOS DEPORTIVOS NACIONALES DE MONTE PLATA	260,000,000.00	-111,405,603.97	148,594,396.03	148,594,393.22	2.81	148,594,393.22	100.00	2.81	147,709,393.22	885,000.0	147,709,393.22	0.00	100.00
			0107	CONST. POLIDEPORTIVO CLUB CIRO PEREZ, SAN CRISTOE	8,010,000.00	-3,010,000.00	5,000,000.00	5,000,000.00	0.00	5,000,000.00	100.00	0.00	5,000,000.00	0.0	5,000,000.00	0.00	100.00
12	01	16		CONSTRUCCION, REMODELACION Y REPARACION DE EDIF	10,916,026.00	-2,696,132.00	8,219,894.00	8,193,416.94	26,477.06	8,193,416.94	300.00	26,477.06	8,193,416.94	0.00	8,193,416.94	0.00	300.00
			0069	REMODELACION BASILICA-CATEDRAL NUESTRA SRA. DE L	4,756,499.00	243,501.00	5,000,000.00	5,000,000.00	0.00	5,000,000.00	100.00	0.00	5,000,000.00	0.0	5,000,000.00	0.00	100.00
			0071	TECHADO EN LA IGLESIA SANTA BARBARA, LA TORRE, LA	1,526,477.00	-1,500,000.00	26,477.00	0.00	26,477.00	0.00	0.00	26,477.00	0.00	0.0	0.00	0.00	0.00
			0065	TERM. IGLESIA CATOLICA DEL SECTOR EL FARO(PARROQ	0.00	700,000.00	700,000.00	700,000.00	0.00	700,000.00	100.00	0.00	700,000.00	0.0	700,000.00	0.00	100.00
			0073	TERMINACION IGLESIA SANTA BARBARA, LA TORRE, LA VE	1,956,889.00	-1,956,889.00	0.00	0.00	0.00	0.00	0.00	0.00	0.00	0.0	0.00	0.00	0.00
			0067	TERM. PABELLON DE DORMITORIOS Y CONST. DEL TABERI	0.00	0.00	0.00	0.00	0.00	0.00	0.00	0.00	0.00	0.0	0.00	0.00	0.00
			0070	REMODELACION Y AMPLIACION DEL OBISPADO DE HIGUEY	1,132,800.00	1,360,617.00	2,493,417.00	2,493,416.94	0.06	2,493,416.94	100.00	0.06	2,493,416.94	0.0	2,493,416.94	0.00	100.00
			0072	TERMINACION DE PARROQUIA NUESTRA SEÑORA DEL CAF	1,543,361.00	-1,543,361.00	0.00	0.00	0.00	0.00	0.00	0.00	0.00	0.0	0.00	0.00	0.00
			0074	CONSTRUCCION ANEXO FUNDACION CARDENAL SANCHA,	0.00	0.00	0.00	0.00	0.00	0.00	0.00	0.00	0.00	0.0	0.00	0.00	0.00
12	01	17		CONSTRUCCION, REMODELACION Y REPARACION DE EDIF	161,872.00	-161,872.00	0.00	0.00	0.00	0.00	0.00	0.00	0.00	0.00	0.00	0.00	0.00
			0054	CONST. CUARTELES POLICIALES I,II Y III, BARRIO CAPOTILI	161,872.00	-161,872.00	0.00	0.00	0.00	0.00	0.00	0.00	0.00	0.0	0.00	0.00	0.00
12	02	12		CONSTRUCCION, REMODELACION Y REPARACION DE EDIF	6,686,679.00	-1,536,679.00	5,150,000.00	5,150,000.00	0.00	5,150,000.00	200.00	0.00	5,150,000.00	0.00	5,150,000.00	0.00	200.00
			0053	REP. CINCO EDIFICIOS BIBLIOTECA, COMEDOR, CANCHA Y	4,428,715.00	421,285.00	4,850,000.00	4,850,000.00	0.00	4,850,000.00	100.00	0.00	4,850,000.00	0.0	4,850,000.00	0.00	100.00
			0054	REPARACION GENERAL Y PINTURA INSTITUTO SAN IGNACI	223,277.00	76,723.00	300,000.00	300,000.00	0.00	300,000.00	100.00	0.00	300,000.00	0.0	300,000.00	0.00	100.00
			0055	REPARACION POLITECNICO DE SAN CRISTOBAL	2,034,687.00	-2,034,687.00	0.00	0.00	0.00	0.00	0.00	0.00	0.00	0.0	0.00	0.00	0.00
12	02	13		CONSTRUCCION, REMODELACION Y REPARACION DE EDIF	653,675.00	-457,294.80	196,380.20	196,380.05	0.15	196,380.05	100.00	0.15	126,899.53	69,480.52	126,899.53	0.00	100.00
			0051	REMODELACION Y RESPARACION CENTRO DE ATENCION A	653,675.00	-653,675.00	0.00	0.00	0.00	0.00	0.00	0.00	0.00	0.0	0.00	0.00	0.00
			0052	REMODELACION HOSPITAL CENTRAL DE LA FUERZAS ARM	0.00	196,380.20	196,380.20	196,380.05	0.15	196,380.05	100.00	0.15	126,899.53	69,480.5	126,899.53	0.00	100.00
12	02	14		CONSTRUCCION, REMODELACION Y REPARACION DE EDIF	30,066,652.00	51,906,387.10	81,973,039.10	81,973,039.10	0.00	81,973,039.10	500.00	0.00	81,973,039.10	0.00	60,973,039.10	21,000,000.00	406.94
			0051	REMODELACION Y AMPLIACION DEL GIMNASIO DE LUCHA I	0.00	1,864,388.70	1,864,388.70	1,864,388.70	0.00	1,864,388.70	100.00	0.00	1,864,388.70	0.0	1,864,388.70	0.00	100.00
			0060	AMPLIACION Y REMODELACION DEL ESTADIO QUISQUEYA	0.00	8,903,400.00	8,903,400.00	8,903,400.00	0.00	8,903,400.00	100.00	0.00	8,903,400.00	0.0	2,903,400.00	6,000,000.00	32.61

Sistema Integrado de Gestión Financiera

Periodo: 2007

REPORTE DE EJECUCION DEL GASTO POR CAPITULO Y PROGRAMAS

Cap: 0211 Fec.Inicial: 01/01/2007 Fec.Final: 30/04/2008

Capitulo 0211
Dependencia 01
Fuente Financ 10

Prog	Sub	Pry	Act	Descripcion 1	Apropiación Original 2	Modificaciones 3	Apropiación Vigente 4	Previsión de la Apropiación 5	Disponible 6	Compromiso 7	% Compromiso 8	Apropiación Disponible 9	Devengado 10	Compromiso No Devengado 11	Pagado 12	Devengado No Pagado 13	Por Pagar 14
12	02	14		CONSTRUCCION, REMODELACION Y REPARACION DE EDIF	30,066,652.00	51,906,387.10	81,973,039.10	81,973,039.10	0.00	81,973,039.10	500.00	0.00	81,973,039.10	0.00	60,973,039.10	21,000,000.00	406.94
			0061	REMOZAMIENTO DEL PABELLON DE BALONMANO EN SANT	0.00	3,000,000.00	3,000,000.00	3,000,000.00	0.00	3,000,000.00	100.00	0.00	3,000,000.00	0.0	3,000,000.00	0.00	100.00
			0059	REPARACION PLAZA COMERCIAL POPULAR Y LA PLAZA DE	3,417,226.00	6,349,560.40	9,766,786.40	9,766,786.40	0.00	9,766,786.40	100.00	0.00	9,766,786.40	0.0	9,766,786.40	0.00	100.00
			0062	REMODELACION DE LA CANCHA EN EL BO. SAN VICENTE, E	0.00	0.00	0.00	0.00	0.00	0.00	0.00	0.00	0.00	0.0	0.00	0.00	0.00
			0057	REMODELACION DEL POLIDEPORTIVO DE HATO MAYOR DE	10,000,000.00	-10,000,000.00	0.00	0.00	0.00	0.00	0.00	0.00	0.00	0.0	0.00	0.00	0.00
			0058	REPARACION ESTADIOS DE BASEBALL, TEMPORADA 2007-	16,649,426.00	41,789,038.00	58,438,464.00	58,438,464.00	0.00	58,438,464.00	100.00	0.00	58,438,464.00	0.0	43,438,464.00	15,000,000.00	74.33
12	02	16		CONSTRUCCION, REMODELACION Y REPARACION DE EDIF	0.00	0.00	0.00	0.00	0.00	0.00	0.00	0.00	0.00	0.00	0.00	0.00	0.00
			0056	REMODELACION IGLESIA SAN ANTONIO DE PADUA D.N.	0.00	0.00	0.00	0.00	0.00	0.00	0.00	0.00	0.00	0.0	0.00	0.00	0.00
12	02	17		CONSTRUCCION, REMODELACION Y REPARACION DE EDIF	0.00	4,000,000.00	4,000,000.00	4,000,000.00	0.00	4,000,000.00	200.00	0.00	4,000,000.00	0.00	4,000,000.00	0.00	200.00
			0054	REMODELACION CUERPO DE AYUDANTES MILITARES, ENS	0.00	3,000,000.00	3,000,000.00	3,000,000.00	0.00	3,000,000.00	100.00	0.00	3,000,000.00	0.0	3,000,000.00	0.00	100.00
			0051	REMODELACION DE LAS EDIF. QUE ALOJAN 1RA. BRIGADA	0.00	1,000,000.00	1,000,000.00	1,000,000.00	0.00	1,000,000.00	100.00	0.00	1,000,000.00	0.0	1,000,000.00	0.00	100.00
12	03	12		CONSTRUCCION, REMODELACION Y REPARACION DE EDIF	0.00	2,755,582.00	2,755,582.00	2,755,581.93	0.07	1,240,076.73	45.00	1,515,505.27	1,240,076.73	0.00	1,240,076.73	0.00	100.00
			0052	REPARACION EN AREAS INTERIORES Y EXTERIORES DEL (	0.00	2,755,582.00	2,755,582.00	2,755,581.93	0.07	1,240,076.73	45.00	1,515,505.27	1,240,076.73	0.0	1,240,076.73	0.00	100.00
12	03	14		CONSTRUCCION, REMODELACION Y REPARACION DE EDIF	12,816,000.00	77,396,840.60	90,212,840.60	90,212,837.84	2.76	90,212,837.84	600.00	2.76	90,212,837.84	0.00	70,212,837.84	20,000,000.00	570.15
			0066	REPARACION DEL CLUB SAN CARLOS, DISTRITO NACIONA	0.00	3,006,117.60	3,006,117.60	3,006,116.89	0.71	3,006,116.89	100.00	0.71	3,006,116.89	0.0	3,006,116.89	0.00	100.00
			0069	REPARACION DEL TEATRO NACIONAL STO DGO D.N.	0.00	0.00	0.00	0.00	0.00	0.00	0.00	0.00	0.00	0.0	0.00	0.00	0.00
			0064	REPARACION CLUB VILLA DUARTE, STO. DGO.	3,738,000.00	-3,738,000.00	0.00	0.00	0.00	0.00	0.00	0.00	0.00	0.0	0.00	0.00	0.00
			0067	REPARACION POLIDEPORTIVOS UBICADOS EN SANTIAGO,	0.00	1,993,884.00	1,993,884.00	1,993,883.11	0.89	1,993,883.11	100.00	0.89	1,993,883.11	0.0	1,993,883.11	0.00	100.00
			0068	REPARACION Y PINTURA DEL PALACIO DE LOS DEPORTES	0.00	11,510,962.00	11,510,962.00	11,510,961.63	0.37	11,510,961.63	100.00	0.37	11,510,961.63	0.0	11,510,961.63	0.00	100.00
			0063	REPARACION CLUB SAN LAZARO, STO. DGO.	4,539,000.00	646,981.00	5,185,981.00	5,185,980.91	0.09	5,185,980.91	100.00	0.09	5,185,980.91	0.0	5,185,980.91	0.00	100.00
			0065	REPARACION PABELLON DE RACQUET - BALL EN COJPD	0.00	1,515,896.00	1,515,896.00	1,515,895.30	0.70	1,515,895.30	100.00	0.70	1,515,895.30	0.0	1,515,895.30	0.00	100.00
			0070	REPARACION Y AMPLIACION DEL ESTADIO CIBAO EN SANT	0.00	67,000,000.00	67,000,000.00	67,000,000.00	0.00	67,000,000.00	100.00	0.00	67,000,000.00	0.0	47,000,000.00	20,000,000.00	70.15
			0062	REPARACION CLUB MAURICIO BAEZ, STO. DGO	4,539,000.00	-4,539,000.00	0.00	0.00	0.00	0.00	0.00	0.00	0.00	0.0	0.00	0.00	0.00
13	00	00		SERVICIOS DE REORDENAMIENTO DEL TRANSPORTE	1,557,530,001.00	-43,763,702.00	1,513,766,299.00	1,496,668,191.41	17,098,107.59	1,496,063,764.12	299.81	17,702,534.88	1,495,900,882.99	162,881.13	1,484,499,286.97	11,401,596.02	293.06
			0003	SERVICIOS TECNICOS DE TRANSPORTE TERRESTRE (OTT	78,764,575.00	5,200,000.00	83,964,575.00	82,205,219.64	1,759,355.36	82,081,871.27	99.85	1,882,703.73	82,071,324.07	10,547.2	81,635,551.57	435,772.50	99.47
			0002	OFICINA METROPOLITANA DE SERV. DE AUTOBUSES (OMS	1,381,676,727.00	-48,963,702.00	1,332,713,025.00	1,318,318,644.65	14,394,380.35	1,317,837,565.73	99.96	14,875,459.27	1,317,806,495.71	31,070.0	1,312,615,647.71	5,190,848.00	99.61
			0001	OFICINA PARA EL REORDENAMIENTO DEL TRANSPORTE (O	97,088,699.00	0.00	97,088,699.00	96,144,327.12	944,371.88	96,144,327.12	100.00	944,371.88	96,023,063.21	121,263.9	90,248,087.69	5,774,975.52	93.99
13	00	11		SERVICIOS DE REORDENAMIENTO DEL TRANSPORTE	3,600,000,000.00	900,000,000.00	4,500,000,000.00	4,500,000,000.00	0.00	4,500,000,000.00	100.00	0.00	4,500,000,000.00	0.00	4,500,000,000.00	0.00	100.00
			0051	PROYECTO LINEA 1 DEL SISTEMA DE TRANSP. RAPIDO MA	3,600,000,000.00	900,000,000.00	4,500,000,000.00	4,500,000,000.00	0.00	4,500,000,000.00	100.00	0.00	4,500,000,000.00	0.0	4,500,000,000.00	0.00	100.00
14	00	00		SERVICIOS DE AERONATICA CIVIL	652,866,140.00	-95,673,022.00	557,193,118.00	556,061,248.81	1,131,869.19	555,931,248.81	199.72	1,261,869.19	555,931,248.81	0.00	555,931,248.81	0.00	200.00
			0002	SERVICIOS METEOROLOGICOS	42,264,610.00	6,000,000.00	48,264,610.00	47,132,740.81	1,131,869.19	47,002,740.81	99.72	1,261,869.19	47,002,740.81	0.0	47,002,740.81	0.00	100.00
			0001	SERVICIOS DE AERONAUTICA CIVIL	610,601,530.00	-101,673,022.00	508,928,508.00	508,928,508.00	0.00	508,928,508.00	100.00	0.00	508,928,508.00	0.0	508,928,508.00	0.00	100.00
98	00	00		ADMINISTRACION DE CONTRIBUCIONES ESPECIALES	34,362,052.00	0.00	34,362,052.00	34,362,048.75	3.25	34,362,048.75	100.00	3.25	34,362,048.75	0.00	34,362,048.75	0.00	100.00
			0000	ADMINISTRACION DE CONTRIBUCIONES ESPECIALES	34,362,052.00	0.00	34,362,052.00	34,362,048.75	3.25	34,362,048.75	100.00	3.25	34,362,048.75	0.0	34,362,048.75	0.00	100.00
99	00	00		ADM. DE ACTIVOS, PASIVOS Y TRANSFENCIAS	1,411,214,008.00	104,717,326.00	1,515,931,334.00	1,515,882,951.73	48,382.27	1,515,882,951.73	100.00	48,382.27	1,515,882,951.73	0.00	1,515,882,951.73	0.00	100.00
			0000	ADMINISTRACION DE TRANSF., PASIVOS Y ACTIVOS FINAN	1,411,214,008.00	104,717,326.00	1,515,931,334.00	1,515,882,951.73	48,382.27	1,515,882,951.73	100.00	48,382.27	1,515,882,951.73	0.0	1,515,882,951.73	0.00	100.00
			Total Fuente:	10	14,784,688,581.00	1,869,433,991.82	16,654,122,572.82	16,591,924,093.80	62,198,479.02	16,583,439,156.16	39,941.87	70,683,416.66	16,564,315,880.07	19,123,276.09	16,110,972,656.56	453,343,221.51	37,750.08

Fuente Financ 60

Prog	Sub	Pry	Act	Descripcion 1	Apropiación Original 2	Modificaciones 3	Apropiación Vigente 4	Previsión de la Apropiación 5	Disponible 6	Compromiso 7	% Compromiso 8	Apropiación Disponible 9	Devengado 10	Compromiso No Devengado 11	Pagado 12	Devengado No Pagado 13	Por Pagar 14
11	01	11		CONSTRUCCION,RECONSTRUCCION Y MANTENIMIENTO DE	268,077.00	0.00	268,077.00		268,077.00			268,077.00		0.00		0.00	
			0122	ENTRADA DE UNPHU-LA CANELA-BOCA DE NIGUA, NIGUA	268,077.00	0.00	268,077.00		268,077.00			268,077.00		0.0		0.00	
11	01	12		CONSTRUCCION,RECONSTRUCCION Y MANTENIMIENTO DE	120,607.00	26,756,648.00	26,877,255.00	0.00	26,877,255.00	0.00	0.00	26,877,255.00	0.00	0.00	0.00	0.00	0.00
			0108	CRUCE CANASTA-LECHERIA-C/C BANI-SAN CRISTOBAL	120,607.00	26,756,648.00	26,877,255.00	0.00	26,877,255.00	0.00	0.00	26,877,255.00	0.00	0.0	0.00	0.00	0.00
11	01	13		CONSTRUCCION,RECONSTRUCCION Y MANTENIMIENTO DE	188,553.00	0.00	188,553.00		188,553.00			188,553.00		0.00		0.00	
			0097	CAMINO VECINAL TENARES-EL COROZAL-EL GAJO	161,722.00	0.00	161,722.00		161,722.00			161,722.00		0.0		0.00	
			0102	CONSTRUCCION CAMINO VECINAL LA GUARDIA ABAJO-EL	26,831.00	0.00	26,831.00		26,831.00			26,831.00		0.0		0.00	
11	03	13		CONSTRUCCION,RECONSTRUCCION Y MANTENIMIENTO DE	72,598,847.00	299,865,777.30	372,464,624.30	167,938,856.70	204,525,767.60	167,938,856.70	6,400.00	204,525,767.60	167,938,856.70	0.00	167,938,856.70	0.00	6,400.00
			0199	MANT. CAMINO VECINAL EL CERRO INGENIO NUEVO	1,674,424.00	-1,674,424.00	0.00	0.00	0.00	0.00	0.00	0.00	0.00	0.0	0.00	0.00	0.00
			0184	REPARACION CAMINOS VECINALES (DESARROYO FRONTE	0.00	711,423.72	711,423.72	355,711.86	355,711.86	355,711.86	100.00	355,711.86	355,711.86	0.0	355,711.86	0.00	100.00
			0087	MANT. CAM. VEC. AGROPAMPA(MATA BONITA)-JENGIBRES	147,299.00	524,397.76	671,696.76	262,198.88	409,497.88	262,198.88	100.00	409,497.88	262,198.88	0.0	262,198.88	0.00	100.00
			0057	MANTENIMIENTO CAM. VEC. MANO PILON-MATEO PICO	166,944.00	556,973.18	723,917.18	361,958.59	361,958.59	361,958.59	100.00	361,958.59	361,958.59	0.0	361,958.59	0.00	100.00
			0106	MANT. CAM. VEC. ZONA FRANCA ESPERANZA-BATEY 1-B.	797,801.00	2,966,304.79	3,764,105.79	1,576,109.94	2,187,995.85	1,576,109.94	100.00	2,187,995.85	1,576,109.94	0.0	1,576,109.94	0.00	100.00
			0148	MANT.CAM. VEC. LA PITA- EL ARROYO DE LA PITA	0.00	2,667,203.54	2,667,203.54	1,333,601.77	1,333,601.77	1,333,601.77	100.00	1,333,601.77	1,333,601.77	0.0	1,333,601.77	0.00	100.00
			0107	MANT. CAM. VEC. CRUCE DE JICOME-JICOME ARRIBA (OJO	329,530.00	866,798.81	1,196,328.81	456,918.95	739,409.86	456,918.95	100.00	739,409.86	456,918.95	0.0	456,918.95	0.00	100.00

Sistema Integrado de Gestión Financiera

REPORTE DE EJECUCION DEL GASTO POR CAPITULO Y PROGRAMAS

Periodo: 2007

Cap: 0211 Fec.Inicial: 01/01/2007 Fec.Final: 30/04/2008

Capitulo 0211
Dependencia 01
Fuente Financ 60

Prog	Sub	Pry	Act	Descripcion 1	Apropiacion Original 2	Modificaciones 3	Apropiación Vigente 4	Previsión de la Apropiación 5	Disponible 6	Compromiso 7	% Compromiso 8	Apropiación Disponible 9	Devengado 10	Compromiso No Devengado 11	Pagado 12	Devengado No Pagado 13	Por Pagar 14
11	03	13		CONSTRUCCION,RECONSTRUCCION Y MANTENIMIENTO DE	72,598,847.00	299,865,777.30	372,464,624.30	167,938,856.70	204,525,767.60	167,938,856.70	6,400.00	204,525,767.60	167,938,856.70	0.00	167,938,856.70	0.00	6,400.00
			0143	MANT.CAM.VEC.MONTE LLANO-BOCA NUEVA	178,546.00	176,134.41	354,680.41	0.00	354,680.41	0.00	0.00	354,680.41	0.00	0.0	0.00	0.00	0.00
			0178	MANTENIMIENTO DE CAMINO VECINAL EL CERCADO CRUC	103,032.00	345,398.82	448,430.82	278,732.24	169,698.58	278,732.24	100.00	169,698.58	278,732.24	0.0	278,732.24	0.00	100.00
			0103	MANT. CAM. VEC. AMINILLA-BARRIGON-LA ESTANCIA	40,401.00	438,550.30	478,951.30	438,550.30	40,401.00	438,550.30	100.00	40,401.00	438,550.30	0.0	438,550.30	0.00	100.00
			0060	MANTENIMIENTO CAM. VEC. LA GUARDIA ABAJO-LA GUARD	141,638.00	1,118,460.30	1,260,098.30	630,049.15	630,049.15	630,049.15	100.00	630,049.15	630,049.15	0.0	630,049.15	0.00	100.00
			0127	MANT.CAM.VEC. ORTEGA ARRIBA-HIGUERITO-LA GUASUM	213,442.00	-163,487.33	49,954.67	0.00	49,954.67	0.00	0.00	49,954.67	0.00	0.0	0.00	0.00	0.00
			0195	MANT. CAMINO VECINAL CARRET. SANCHEZ-LOS CAMBRO	329,090.00	-329,090.00	0.00	0.00	0.00	0.00	0.00	0.00	0.00	0.0	0.00	0.00	0.00
			0205	MANTENIMIENTO CAM. VECINAL MAGUANA EN MEDIO-HAT	229,888.00	0.00	229,888.00		229,888.00			229,888.00		0.0		0.00	
			0186	MANT. CAMINO VECINAL LAS CAÑAS DE GUAZUMAL - PASA	311,992.00	-242,083.20	69,908.80	23,250.50	46,658.30	23,250.50	100.00	46,658.30	23,250.50	0.0	23,250.50	0.00	100.00
			0196	MANT. CAMINO VECINAL CRUCE PALO ALTO-FUNDACIÓN	372,999.00	-372,999.00	0.00	0.00	0.00	0.00	0.00	0.00	0.00	0.0	0.00	0.00	0.00
			0198	MANT. CAMINO VECINAL J. DE HERRERA-LOS SANTILES-G	514,530.00	-397,049.49	117,480.51	0.00	117,480.51	0.00	0.00	117,480.51	0.00	0.0	0.00	0.00	0.00
			0055	MANTENIMIENTO CAM. VEC. HATO VIEJO-MAIMON	0.00	38,165,157.32	38,165,157.32	27,051,663.97	11,113,493.35	27,051,663.97	100.00	11,113,493.35	27,051,663.97	0.0	27,051,663.97	0.00	100.00
			0188	MANT. C. VECINAL CARRET. SABANETA-MINA LOS SANTILE	376,157.00	-276,464.86	99,692.14	22,098.60	77,593.54	22,098.60	100.00	77,593.54	22,098.60	0.0	22,098.60	0.00	100.00
			0147	MANT.CAM.VEC.LA CIDRA-LA CABIRMA-LOS COROCITOS-	1,796,122.00	4,139,077.13	5,935,199.13	1,765,077.24	4,170,121.89	1,765,077.24	100.00	4,170,121.89	1,765,077.24	0.0	1,765,077.24	0.00	100.00
			0105	MANT. CAM. VEC. CRUCE LA LANA-MANUEL BUENO	195,403.00	1,695,689.57	1,891,092.57	906,708.91	984,383.66	906,708.91	100.00	984,383.66	906,708.91	0.0	906,708.91	0.00	100.00
			0132	MANT.CAM.VEC. C/ EL CAIMITO-EL ANON	188,356.00	3,815,140.47	4,003,496.47	1,486,651.25	2,516,845.22	1,486,651.25	100.00	2,516,845.22	1,486,651.25	0.0	1,486,651.25	0.00	100.00
			0180	MANTENIMIENTO DE CAMINO VECINAL VIVIANA LOMA CON	53,163.00	16,984.29	70,147.29	16,984.29	53,163.00	16,984.29	100.00	53,163.00	16,984.29	0.0	16,984.29	0.00	100.00
			0051	MANTENIMIENTO CAM. VEC. LA GUABA-HATO VIEJO	1,190,608.00	26,615,283.17	27,805,891.17	27,607,422.29	198,468.88	27,607,422.29	100.00	198,468.88	27,607,422.29	0.0	27,607,422.29	0.00	100.00
			0109	MANT. CAM. VEC. AZUA-LA YAYITAS	451,127.00	2,473,582.62	2,924,709.62	1,081,295.54	1,843,414.08	1,081,295.54	100.00	1,843,414.08	1,081,295.54	0.0	1,081,295.54	0.00	100.00
			0116	MANT. CAM. VEC. CAMBITA EL PUEBLECITO-EL TABLAZO	1,090,674.00	104,294,212.56	105,384,886.56	138,396.59	105,246,489.97	138,396.59	100.00	105,246,489.97	138,396.59	0.0	138,396.59	0.00	100.00
			0165	MANT. CAM. VECS. GUARAPITO - LOS CERRITOS	265,707.00	-265,707.00	0.00	0.00	0.00	0.00	0.00	0.00	0.00	0.0	0.00	0.00	0.00
			0083	MANT. CAM. VEC. EL AÑIL-RANCHO DE LA VACA-LOMA FIR	229,112.00	3,462,798.13	3,691,910.13	759,982.11	2,931,928.02	759,982.11	100.00	2,931,928.02	759,982.11	0.0	759,982.11	0.00	100.00
			0162	MANT. CAM. VECS. C/MAGUA-LA LISA-LA LOMA-EL LIMPIO	21,814.00	-21,526.84	287.16	287.16	0.00	287.16	100.00	0.00	287.16	0.0	287.16	0.00	100.00
			0137	MANT.CAM.VEC.MAIMON -GUZMAN CITO	49,931.00	-49,931.00	0.00	0.00	0.00	0.00	0.00	0.00	0.00	0.0	0.00	0.00	0.00
			0112	MANT. CAM. VEC. CATALINA-SABANA LARGA	817,719.00	312,898.90	1,130,617.90	156,449.45	974,168.45	156,449.45	100.00	974,168.45	156,449.45	0.0	156,449.45	0.00	100.00
			0185	ASFALTADO CAMINO EL SEYBO - CRUCE DE PAVON, EL SE	0.00	869,134.56	869,134.56	434,567.28	434,567.28	434,567.28	100.00	434,567.28	434,567.28	0.0	434,567.28	0.00	100.00
			0052	MANTENIMIENTO CAM. VEC. BAYAGUANA-LOS CORBANOS	547,986.00	19,401,653.00	19,949,639.00	19,949,639.00	0.00	19,949,639.00	100.00	0.00	19,949,639.00	0.0	19,949,639.00	0.00	100.00
			0181	MANTENIMIENTO CAMINO VECINAL EL CERCADO-VIVIANA,	0.00	2,807,495.98	2,807,495.98	1,403,747.99	1,403,747.99	1,403,747.99	100.00	1,403,747.99	1,403,747.99	0.0	1,403,747.99	0.00	100.00
			0110	MANT. CAM. VEC. LOS JIVILLOS-LA VEREDA-C/C PERALTA	308,153.00	1,851,651.34	2,159,804.34	1,007,056.12	1,152,748.22	1,007,056.12	100.00	1,152,748.22	1,007,056.12	0.0	1,007,056.12	0.00	100.00
			0164	MANT. CAM. VECS. GUANITO - GUARAPITO - PUERTO ESCC	290,313.00	1,032,087.93	1,322,400.93	1,322,400.93	0.00	1,322,400.93	100.00	0.00	1,322,400.93	0.0	1,322,400.93	0.00	100.00
			0058	MANTENIMIENTO CAM. VEC. MATEO PICO-LA GUAZUMA	33,112.00	-33,112.00	0.00	0.00	0.00	0.00	0.00	0.00	0.00	0.0	0.00	0.00	0.00
			0128	AMNT.CAM.VEC.LAS JAVILLAS (SAN ANTONIO)-COLORADC	126,106.00	-126,106.00	0.00	0.00	0.00	0.00	0.00	0.00	0.00	0.0	0.00	0.00	0.00
			0086	MANT. CAM. VEC. EL POZO-LA PICHINGA-C/C RINCON MOL	853,928.00	-853,928.00	0.00	0.00	0.00	0.00	0.00	0.00	0.00	0.0	0.00	0.00	0.00
			0167	MANT. CAM. VEC. ANAMUYITA-LOS BLANDINOS	697,805.00	72,929.29	770,734.29	48,151.52	722,582.77	48,151.52	100.00	722,582.77	48,151.52	0.0	48,151.52	0.00	100.00
			0082	MANT. CAM. VEC. BAYACANES-ALTO DEL JOBO	254,852.00	5,795.18	260,647.18	5,795.18	254,852.00	5,795.18	100.00	254,852.00	5,795.18	0.0	5,795.18	0.00	100.00
			0053	MANTENIMIENTO CAM. VEC. CR EL BOMBO-EL DAJAO-SAB	1,385,242.00	-1,385,242.00	0.00	0.00	0.00	0.00	0.00	0.00	0.00	0.0	0.00	0.00	0.00
			0202	MANT. DE CAMINO VECINAL CARRET. SANCHEZ AMINA GC	100,032.00	-100,032.00	0.00	0.00	0.00	0.00	0.00	0.00	0.00	0.0	0.00	0.00	0.00
			0091	MANT. CAM. VEC. C/C (SALCEDO-TENARES)-LA JAGUITA	57,860.00	0.00	57,860.00		57,860.00			57,860.00		0.0		0.00	
			0094	MANT. CAM. VEC. CACAO-CANETE	107,013.00	0.00	107,013.00		107,013.00			107,013.00		0.0		0.00	
			0081	MANT. CAM. VEC. BAYACANES-LOS CAMARONES-EL AÑIL	164,276.00	0.00	164,276.00		164,276.00			164,276.00		0.0		0.00	
			0146	MANT.CAM.VEC. EL AGUACATE-LA SIDRA-LA GUAMA	295,799.00	4,328,668.57	4,624,467.57	1,534,484.54	3,089,983.03	1,534,484.54	100.00	3,089,983.03	1,534,484.54	0.0	1,534,484.54	0.00	100.00
			0059	MANTENIMIENTO CAM. VEC. LA GUAZUMA-LA GUARDIA AR	77,045.00	6,084,527.79	6,161,572.79	3,062,846.58	3,098,726.21	3,062,846.58	100.00	3,098,726.21	3,062,846.58	0.0	3,062,846.58	0.00	100.00
			0070	MANTENIMIENTO CAM. VEC. SABANA MULA-LOS MEMIZOS-	3,569,070.00	875,377.17	4,444,447.17	1,729,322.73	2,715,124.44	1,729,322.73	100.00	2,715,124.44	1,729,322.73	0.0	1,729,322.73	0.00	100.00
			0080	MANT. CAM. VEC. LA ENEA-EL CAIMITO-RIO CAMU	262,538.00	184,265.65	446,803.65	446,803.65	0.00	446,803.65	100.00	0.00	446,803.65	0.0	446,803.65	0.00	100.00
			0078	MANT. CAM. VEC. C/C (VILLA RIVA-EL ABANICO)-JUANA RO	297,582.00	369,761.14	667,343.14	369,761.14	297,582.00	369,761.14	100.00	297,582.00	369,761.14	0.0	369,761.14	0.00	100.00
			0139	MANT.CAM.VEC.MAIMON -ENTRADA LOS CAÑOS	450,839.00	-413,232.61	37,606.39	0.00	37,606.39	0.00	0.00	37,606.39	0.00	0.0	0.00	0.00	0.00
			0136	MANT.CAM.VEC.DON GREGORIO-C/BAIA DE MAIMON-BARE	38,448.00	-9,097.96	29,350.04	0.00	29,350.04	0.00	0.00	29,350.04	0.00	0.0	0.00	0.00	0.00
			0063	RECONSTRUCCION CAMINO CARRETERO MUÑOZ AL CRUC	0.00	11,133,305.10	11,133,305.10	4,617,083.66	6,516,221.44	4,617,083.66	100.00	6,516,221.44	4,617,083.66	0.0	4,617,083.66	0.00	100.00
			0100	MANT. CAM. VEC. ALTAMIRA-RIO GRANDE	297,999.00	2,081,846.24	2,379,845.24	1,888,896.13	490,949.11	1,888,896.13	100.00	490,949.11	1,888,896.13	0.0	1,888,896.13	0.00	100.00
			0095	MANT. CAM. VEC. EL PINO-EL AGUACATE	182,335.00	689,331.35	871,666.35	352,945.07	518,721.28	352,945.07	100.00	518,721.28	352,945.07	0.0	352,945.07	0.00	100.00
			0096	MANT. CAM. VEC. EL AGUACATE-MANUEL BUENO-CEIBA D	423,759.00	318,454.48	742,213.48	0.00	742,213.48	0.00	0.00	742,213.48	0.00	0.0	0.00	0.00	0.00
			0129	MANT.CAM. VEC.C (TAMBORIL-DON PEDROOLA ERMITA-LIC	103,595.00	61,899.72	165,494.72	0.00	165,494.72	0.00	0.00	165,494.72	0.00	0.0	0.00	0.00	0.00
			0157	MANT. CAM. VECS. ENRIQUILLO-CHENE-LAS PALMAS	2,397,319.00	-1,886,820.28	510,498.72	255,249.36	255,249.36	255,249.36	100.00	255,249.36	255,249.36	0.0	255,249.36	0.00	100.00
			0193	MANT. CAMINO VECINAL (LAS LAGUNAS - ZONA FRANCA) -	911,854.00	345,836.00	1,257,690.00	0.00	1,257,690.00	0.00	0.00	1,257,690.00	0.00	0.0	0.00	0.00	0.00
			0089	MANT. CAM. VEC.COMEDERO ARRIBA-SABANA POTRERO-	233,557.00	-233,557.00	0.00	0.00	0.00	0.00	0.00	0.00	0.00	0.0	0.00	0.00	0.00
			0084	MANT. CAM. VEC. EL AGUACATE-ALTO DEL AGUACATE-LA	197,536.00	471,614.01	669,150.01	0.00	669,150.01	0.00	0.00	669,150.01	0.00	0.0	0.00	0.00	0.00

Sistema Integrado de Gestión Financiera

Periodo: 2007

REPORTE DE EJECUCION DEL GASTO POR CAPITULO Y PROGRAMAS

Cap: 0211 Fec.Inicial: 01/01/2007 Fec.Final: 30/04/2008

Capitulo 0211
Dependencia 01
Fuente Financ 60

Prog	Sub Pry	Act	Descripcion 1	Apropiacion Original 2	Modificaciones 3	Apropiación Vigente 4	Previsión de la Apropiación 5	Disponible 6	Compromiso 7	% Compromiso 8	Apropiación Disponible 9	Devengado 10	Compromiso No Devengado 11	Pagado 12	Devengado No Pagado 13	Por Pagar 14
11	03	13	CONSTRUCCION,RECONSTRUCCION Y MANTENIMIENTO DE	72,598,847.00	299,865,777.30	372,464,624.30	167,938,856.70	204,525,767.60	167,938,856.70	6,400.00	204,525,767.60	167,938,856.70	0.00	167,938,856.70	0.00	6,400.00
		0068	MANTENIMIENTO CAM. VEC. HATO VIEJO-LOS BOTADOS (C	23,405.00	-23,405.00	0.00	0.00	0.00	0.00	0.00	0.00	0.00	0.0	0.00	0.00	0.00
		0071	MANTENIMIENTO CAM. VEC. C/C PEDERNALES - LAS MERC	1,333,988.00	-1,333,988.00	0.00	0.00	0.00	0.00	0.00	0.00	0.00	0.0	0.00	0.00	0.00
		0074	MANT. CAM. VEC. PALOS AMARGOS-PAN DE AZUCAR	990,999.00	-883,011.01	107,987.99	52,514.93	55,473.06	52,514.93	100.00	55,473.06	52,514.93	0.0	52,514.93	0.00	100.00
		0171	MANT. ACM. VEC. EL SEIBO-CACIQUILLO	254,557.00	1,290,517.76	1,545,074.76	1,469,179.04	75,895.74	1,469,179.04	100.00	75,895.74	1,469,179.04	0.0	1,469,179.04	0.00	100.00
		0169	MANT. CAM. VECS. C/C(HIGUEY-SAN RAFAEL DEL YUMA)-J	482,713.00	2,611,959.53	3,094,672.53	1,111,629.80	1,983,042.73	1,111,629.80	100.00	1,983,042.73	1,111,629.80	0.0	1,111,629.80	0.00	100.00
		0067	MANTENIMIENTO CAM. VEC. BAYAGUANA - SABANA AL ME	854,532.00	-421,565.66	432,966.34	216,483.17	216,483.17	216,483.17	100.00	216,483.17	216,483.17	0.0	216,483.17	0.00	100.00
		0062	LA GUARDIA ABAJO-EL COROZO	0.00	22,713,172.28	22,713,172.28	22,713,172.28	0.00	22,713,172.28	100.00	0.00	22,713,172.28	0.0	22,713,172.28	0.00	100.00
		0166	MANT. CAM. VECS. HIGUEY-ANAMUYITA	1,221,399.00	1,121,218.38	2,342,617.38	1,501,379.27	841,238.11	1,501,379.27	100.00	841,238.11	1,501,379.27	0.0	1,501,379.27	0.00	100.00
		0079	MANT. CAM. VEC. BOCA DE CEVICOS-CEYBA DE LOS PAJA	1,341,694.00	1,301,237.38	2,642,931.38	1,301,237.38	1,341,694.00	1,301,237.38	100.00	1,341,694.00	1,301,237.38	0.0	1,301,237.38	0.00	100.00
		0076	MANT. CAM. VEC. HATO NUEVO-CARPINTERO	144,763.00	-21,057.85	123,705.15	0.00	123,705.15	0.00	0.00	123,705.15	0.00	0.0	0.00	0.00	0.00
		0192	MANT. CAMINO VECINAL (C/GUACO - LA PINITA) - LOS VALE	525,560.00	-37,949.45	487,610.55	0.00	487,610.55	0.00	0.00	487,610.55	0.00	0.0	0.00	0.00	0.00
		0151	MANT.CAM. VEC.C/MELLA-ANGOSTURA-SALADILLO	1,347,481.00	7,617,646.69	8,965,127.69	3,333,632.28	5,631,495.41	3,333,632.28	100.00	5,631,495.41	3,333,632.28	0.0	3,333,632.28	0.00	100.00
		0115	MANT. CAM. VEC. NIZA-MALPEZ-NIZAO-LOS CAJUILES-BO	443,389.00	2,552,387.10	2,995,776.10	1,315,905.36	1,679,870.74	1,315,905.36	100.00	1,679,870.74	1,315,905.36	0.0	1,315,905.36	0.00	100.00
		0108	MANT. CAM. VEC. TABARA ARRIBA-CR. CAMINO AMIAMA G(	18,535.00	-18,535.00	0.00	0.00	0.00	0.00	0.00	0.00	0.00	0.0	0.00	0.00	0.00
		0133	MANT.CAM. VEC. LOS CASTILLOS LOMA BLANCA	10,450.00	-10,450.00	0.00	0.00	0.00	0.00	0.00	0.00	0.00	0.0	0.00	0.00	0.00
		0154	MANT.CAM. VEC.FUNDACION-PESCADERIA-HABANERO-C/	196,235.00	1,521,795.98	1,718,030.98	0.00	1,718,030.98	0.00	0.00	1,718,030.98	0.00	0.0	0.00	0.00	0.00
		0085	MANT. CAM. VEC. CABIRMOTA-CABIRMOTA AFUERA-ALTO	51,752.00	21,417.51	73,169.51	21,417.51	51,752.00	21,417.51	100.00	51,752.00	21,417.51	0.0	21,417.51	0.00	100.00
		0197	MANT. CAMINO VECINAL CRUCE SAINAGUA -C/C SAN CRIS'	38,096.00	-38,096.00	0.00	0.00	0.00	0.00	0.00	0.00	0.00	0.0	0.00	0.00	0.00
		0190	MANT. CAMINO VECINAL NIZA - INGENIO NUEVO	50,922.00	-50,922.00	0.00	0.00	0.00	0.00	0.00	0.00	0.00	0.0	0.00	0.00	0.00
		0138	MANT.CAM. VEC. MAIMON -MAIMON	33,719.00	-15,991.33	17,727.67	0.00	17,727.67	0.00	0.00	17,727.67	0.00	0.0	0.00	0.00	0.00
		0145	MANT.CAM. VEC. PUERTO PLATA-SABANA GRANDE-CANTA	18,868.00	-18,868.00	0.00	0.00	0.00	0.00	0.00	0.00	0.00	0.0	0.00	0.00	0.00
		0130	MANT.CAM. VEC LAGUANA PRIETA-MONTE ADENTRO	82,995.00	-82,995.00	0.00	0.00	0.00	0.00	0.00	0.00	0.00	0.0	0.00	0.00	0.00
		0126	MANT.CAM. VEC. C/C DUARTE-ORTEGA-LOS CERCADILLO	28,713.00	-28,713.00	0.00	0.00	0.00	0.00	0.00	0.00	0.00	0.0	0.00	0.00	0.00
		0121	MANT. CAM. VEC. YAGUA ARRIBA-MONUMENTO EL SANTO	14,603.00	-14,603.00	0.00	0.00	0.00	0.00	0.00	0.00	0.00	0.0	0.00	0.00	0.00
		0054	MANTENIMIENTO CAM. VEC. YAMASA-EL MULO-SAN ANT.-	1,674,424.00	173,448.90	1,847,872.90	1,847,872.90	0.00	1,847,872.90	100.00	0.00	1,847,872.90	0.0	1,847,872.90	0.00	100.00
		0061	MANTENIMIENTO CAM. VEC. LA GUARDIA ABAJO-MATEO P	413,597.00	17,684,169.0E	18,097,766.0E	17,684,169.0E	413,597.00	17,684,169.0E	100.00	413,597.00	17,684,169.0E	0.0	17,684,169.0E	0.00	100.00
		0056	MANTENIMIENTO CAM. VEC. PERALVILLO-MANO PILON	684,014.00	3,110,649.62	3,794,663.62	2,240,434.13	1,554,229.49	2,240,434.13	100.00	1,554,229.49	2,240,434.13	0.0	2,240,434.13	0.00	100.00
		0189	MANT. CAMINO VEC. C/C (INGENIO NUEVO YAGUATE)	283,559.00	229,255.08	512,814.08	256,407.04	256,407.04	256,407.04	100.00	256,407.04	256,407.04	0.0	256,407.04	0.00	100.00
		0111	MANT. CAM. VEC. LOS ROSARIOS-BARRIO AL MEDIO	302,219.00	274,793.58	577,012.58	178,160.86	398,851.72	178,160.86	100.00	398,851.72	178,160.86	0.0	178,160.86	0.00	100.00
		0123	MANT. CAM. VEC. AMINA-BATEY LAGUNETA-TARTABON-E	771,304.00	133,515.45	904,819.45	0.00	904,819.45	0.00	0.00	904,819.45	0.00	0.0	0.00	0.00	0.00
		0191	MANT. CAMINO VECINAL PESCADERIA - CARRETERA 44	453,215.00	-247,623.40	205,591.60	102,795.80	102,795.80	102,795.80	100.00	102,795.80	102,795.80	0.0	102,795.80	0.00	100.00
		0174	MANT. CAM. VEC. SUPERVISION DE LOS CAMS. VECS. DEL	11,482,564.00	-11,482,564.00	0.00	0.00	0.00	0.00	0.00	0.00	0.00	0.0	0.00	0.00	0.00
		0114	MANT. CAM. VEC. REPARADERO-MAIZAL	42,735.00	-42,735.00	0.00	0.00	0.00	0.00	0.00	0.00	0.00	0.0	0.00	0.00	0.00
		0173	MANT. CAM. VEC. ASESORIA-INGENIERIA Y ESTUDIOS	10,229,866.00	0.00	10,229,866.00		10,229,866.00			10,229,866.00		0.0		0.00	
		0187	MANT. CAMINO VECINAL, BOCA DE CACHON-TIERRA NUEV	85,496.00	-85,496.00	0.00	0.00	0.00	0.00	0.00	0.00	0.00	0.0	0.00	0.00	0.00
		0182	REPARACION CAMINO VECINALES DE LA PROV. MARIA TRI	0.00	2,287,355.82	2,287,355.82	1,143,677.91	1,143,677.91	1,143,677.91	100.00	1,143,677.91	1,143,677.91	0.0	1,143,677.91	0.00	100.00
		0098	MANT. CAM. VEC .AMINILLA-EL RODEO	20,286.00	52,071.35	72,357.35	52,071.35	20,286.00	52,071.35	100.00	20,286.00	52,071.35	0.0	52,071.35	0.00	100.00
		0119	MANT. CAM. VEC. EL AGUACATE-LOMA DE CABRERA	2,962,341.00	7,085,162.29	10,047,503.29	2,770,429.28	7,277,074.01	2,770,429.28	100.00	7,277,074.01	2,770,429.28	0.0	2,770,429.28	0.00	100.00
		0102	MANT. CAM. VEC. RIO INAJE-LOS JENGIBRES-EL NARANJIT	102,638.00	20,078.65	122,716.65	61,793.95	60,922.70	61,793.95	100.00	60,922.70	61,793.95	0.0	61,793.95	0.00	100.00
		0131	MANT.CAM. VEC.SABANA IGLESIA-EL CAMINO-PALERO	236,900.00	-236,900.00	0.00	0.00	0.00	0.00	0.00	0.00	0.00	0.0	0.00	0.00	0.00
		0120	MANT. CAM. VEC. YAGUA ARRIBA-CAOBANITA- C/C (MAO-S	55,148.00	33,044.21	88,192.21	0.00	88,192.21	0.00	0.00	88,192.21	0.00	0.0	0.00	0.00	0.00
		0142	MANT.CAM. VEC.BOCA NUEVA- BOCA NUEVA	184,991.00	-152,727.45	32,263.55	0.00	32,263.55	0.00	0.00	32,263.55	0.00	0.0	0.00	0.00	0.00
		0118	MANT. CAM. VEC. LAS MERCEDES-LA CUEVA	467,979.00	-467,979.00	0.00	0.00	0.00	0.00	0.00	0.00	0.00	0.0	0.00	0.00	0.00
		0075	MANT. CAM. VEC. ENTRADA PASATIEMPOS-LOS SANTILES	156,833.00	-3,364.33	153,468.67	0.00	153,468.67	0.00	0.00	153,468.67	0.00	0.0	0.00	0.00	0.00
		0170	MANT. CAM. VEC. GUANITO-C/ EL CALICHAR-GUANIABANO	144,475.00	-144,475.00	0.00	0.00	0.00	0.00	0.00	0.00	0.00	0.0	0.00	0.00	0.00
		0122	MANT. CAM. VEC. SABANA GRANDE-MARTINEZ	179,205.00	-179,205.00	0.00	0.00	0.00	0.00	0.00	0.00	0.00	0.0	0.00	0.00	0.00
		0163	MANT. CAM. VECS. EL CERCADO - VIVIANA	502,069.00	-196,599.32	305,469.68	305,469.68	0.00	305,469.68	100.00	0.00	305,469.68	0.0	305,469.68	0.00	100.00
		0088	MANT. CAM. VEC. AGROPAMPA-LOS MEMIZOS-TOMA DEL	703,429.00	1,937,889.72	2,641,318.72	968,944.86	1,672,373.86	968,944.86	100.00	1,672,373.86	968,944.86	0.0	968,944.86	0.00	100.00
		0077	MANT. CAM. VEC. CARRETERA SANCHEZ (NAC. 02) YABONI	1,561,719.00	1,611,642.55	3,173,361.55	1,548,382.22	1,624,979.33	1,548,382.22	100.00	1,624,979.33	1,548,382.22	0.0	1,548,382.22	0.00	100.00
		0101	MANT. CAM. VEC. ESTANCIA VIEJA-EL PINO	583,720.00	323,430.90	907,150.90	206,376.85	700,774.05	206,376.85	100.00	700,774.05	206,376.85	0.0	206,376.85	0.00	100.00
		0134	MANT.CAM. VEC EL ACUEDUCTO-LOS GUAOS	27,329.00	-27,329.00	0.00	0.00	0.00	0.00	0.00	0.00	0.00	0.0	0.00	0.00	0.00
		0194	MANT. CAMINO VECINAL C/ JIMAYACO ARRIBA- EL DESECH	390,175.00	514,382.24	904,557.24	0.00	904,557.24	0.00	0.00	904,557.24	0.00	0.0	0.00	0.00	0.00
		0099	MANT. CAM. VEC. CAPOTILLO-BILLINI	189,654.00	300,217.20	489,871.20	300,217.20	189,654.00	300,217.20	100.00	189,654.00	300,217.20	0.0	300,217.20	0.00	100.00
		0104	MANT. CAM. VEC. EL CAPACITO-BARRIGON	19,579.00	96,252.13	115,831.13	96,252.13	19,579.00	96,252.13	100.00	19,579.00	96,252.13	0.0	96,252.13	0.00	100.00
		0097	MANT. CAM. VEC. EL PARTIDO-LA GORRA-AMINILLA	967,207.00	0.00	967,207.00		967,207.00			967,207.00		0.0		0.00	

Sistema Integrado de Gestión Financiera

Periodo: 2007

REPORTE DE EJECUCION DEL GASTO POR CAPITULO Y PROGRAMAS

Cap: 0211 Fec.Inicial: 01/01/2007 Fec.Final: 30/04/2008

Capitulo 0211
Dependencia 01
Fuente Financ 60

Prog	Sub	Pry	Act	Descripcion 1	Apropiacion Original 2	Modificaciones 3	Apropiación Vigente 4	Previsión de la Apropiación 5	Disponible 6	Compromiso 7	% Compromiso 8	Apropiación Disponible 9	Devengado 10	Compromiso No Devengado 11	Pagado 12	Devengado No Pagado 13	Por Pagar 14
11	03	13		CONSTRUCCION,RECONSTRUCCION Y MANTENIMIENTO DE	72,598,847.00	299,865,777.30	372,464,624.30	167,938,856.70	204,525,767.60	167,938,856.70	6,400.00	204,525,767.60	167,938,856.70	0.00	167,938,856.70	0.00	6,400.00
			0090	MANT. CAM. VEC. C/MEGUEY-EL HOSPITAL	105,199.00	0.00	105,199.00		105,199.00			105,199.00		0.0		0.00	
			0064	MANTENIMIENTO CAM. VEC. CRUCE DEL PAJON- EL DEAN	162,208.00	0.00	162,208.00		162,208.00			162,208.00		0.0		0.00	
11	04	13		CONSTRUCCION,RECONSTRUCCION Y MANTENIMIENTO DE	34,645,280.00	0.00	34,645,280.00		34,645,280.00			34,645,280.00		0.00		0.00	
			0058	REHAB. CAM. VEC. CRUCE MATA SECO-LOS POMOS-LOS A	600,760.00	0.00	600,760.00		600,760.00			600,760.00		0.0		0.00	
			0055	REHAB. CAM. VEC. SABANA GRANDE BOYA-LA PISTA MAJA	410,434.00	0.00	410,434.00		410,434.00			410,434.00		0.0		0.00	
			0053	REHAB. CAM. VEC. CRUCE KM. 9 (AUT. DUARTE) HATO VIEJ	977,465.00	0.00	977,465.00		977,465.00			977,465.00		0.0		0.00	
			0061	REHAB. CAM. VEC. ALTA MIRA-ARROYO BLANCO-FUNDAC	3,857,741.00	0.00	3,857,741.00		3,857,741.00			3,857,741.00		0.0		0.00	
			0063	REHAB. CAM. VEC. EL PALMAR-JOBO LARGO NARANJA DE	5,080,045.00	0.00	5,080,045.00		5,080,045.00			5,080,045.00		0.0		0.00	
			0054	REHAB. CAM. VEC.C/CARRET.45(MONTE CRISTI-DAJABON)-	572,946.00	0.00	572,946.00		572,946.00			572,946.00		0.0		0.00	
			0052	REHAB. CAM. VEC. PUNTA CAÑA-LA JAGUA-PRESA DE SAB	4,543,245.00	0.00	4,543,245.00		4,543,245.00			4,543,245.00		0.0		0.00	
			0062	REHAB. CAM. VEC. HATO MAYOR-VICENTILLO-SUBIDA LA C	9,867,846.00	0.00	9,867,846.00		9,867,846.00			9,867,846.00		0.0		0.00	
			0060	RAHAB. CAM. VEC. EL MAMEY-ESCALERA ABAJA-ESCALER	1,037,543.00	0.00	1,037,543.00		1,037,543.00			1,037,543.00		0.0		0.00	
			0059	REHAB. CAM. VEC. ALTA MIRA-EL MAMEY-EL LIMON	1,037,543.00	0.00	1,037,543.00		1,037,543.00			1,037,543.00		0.0		0.00	
			0056	REHAB. CAM. VEC. BATEY SAN PEDRO-LOS GUINEOS-BAT	6,237,712.00	0.00	6,237,712.00		6,237,712.00			6,237,712.00		0.0		0.00	
			0051	REHAB. CAM. VEC. LAS MATAS-LA PIEDRA-SABANA MULA	164,733.00	0.00	164,733.00		164,733.00			164,733.00		0.0		0.00	
			0057	REHAB. CAM. VEC. SABANA GRANDE DE BOYA-C/MATA SE(	257,267.00	0.00	257,267.00		257,267.00			257,267.00		0.0		0.00	
13	00	11		SERVICIOS DE REORDENAMIENTO DEL TRANSPORTE	7,100,000,000.00	-903,993,573.65	6,196,006,426.35	5,860,682,638.17	335,323,788.18	5,860,682,638.17	100.00	335,323,788.18	5,860,682,638.17	0.00	5,860,682,638.17	0.00	100.00
			0051	PROYECTO LINEA 1 DEL SISTEMA DE TRANSP. RAPIDO MA	7,100,000,000.00	-903,993,573.65	6,196,006,426.35	5,860,682,638.17	335,323,788.18	5,860,682,638.17	100.00	335,323,788.18	5,860,682,638.17	0.0	5,860,682,638.17	0.00	100.00
	Total Fuente:			60	7,207,821,364.00	-577,371,148.35	6,630,450,215.65	6,028,621,494.87	601,828,720.78	6,028,621,494.87	6,500.00	601,828,720.78	6,028,621,494.87	0.00	6,028,621,494.87	0.00	6,500.00
	Total Dependencia:			01	21,992,509,945.00	1,292,062,843.47	23,284,572,788.47	22,620,545,588.67	664,027,199.80	22,612,060,651.03	46,441.87	672,512,137.44	22,592,937,374.94	19,123,276.09	22,139,594,153.43	453,343,221.5	44,250.08
	Total Capitulo :			0211	21,992,509,945.00	1,292,062,843.47	23,284,572,788.47	22,620,545,588.67	664,027,199.80	22,612,060,651.03	46,441.87	672,512,137.44	22,592,937,374.94	19,123,276.09	22,139,594,153.43	453,343,221.51	44,250.08
	Total:				21,992,509,945.00	1,292,062,843.47	23,284,572,788.47	22,620,545,588.67	664,027,199.80	22,612,060,651.03	46,441.87	672,512,137.44	22,592,937,374.94	19,123,276.09	22,139,594,153.43	453,343,221.51	44,250.08

Sistema Integrado de Gestión Financiera

Periodo: 2007

REPORTE DE EJECUCION DEL GASTO POR CAPITULO Y PROGRAMAS

Cap: 0212 Fec.Inicial: 01/01/2007 Fec.Final: 30/04/2008

Capitulo 0212
Dependencia 01
Fuente Financ 10

Prog	Sub Pry	Act	Descripcion 1	Apropiación Original 2	Modificaciones 3	Apropiación Vigente 4	Previsión de la Apropiación 5	Disponible 6	Compromiso 7	% Compromiso 8	Apropiación Disponible 9	Devengado 10	Compromiso No Devengado 11	Pagado 12	Devengado No Pagado 13	Por Pagar 14
01	00	00	ACTIVIDADES CENTRALES	390,260,241.00	-120,431,454.00	269,828,787.00	238,198,036.16	31,630,750.84	238,198,036.16	200.00	31,630,750.84	238,198,036.16	0.00	211,612,053.22	26,585,982.94	188.58
		0001	DIRECCIÓN Y COORDINACIÓN	384,966,185.00	-120,664,658.92	264,301,526.08	232,903,314.75	31,398,211.33	232,903,314.75	100.00	31,398,211.33	232,903,314.75	0.0	206,317,331.81	26,585,982.94	88.58
		0002	PROGRAMACIÓN SECTORIAL	5,294,056.00	233,204.92	5,527,260.92	5,294,721.41	232,539.51	5,294,721.41	100.00	232,539.51	5,294,721.41	0.0	5,294,721.41	0.00	100.00
11	00	00	REGULACIÓN Y FOMENTO INDUSTRIAL Y COMERCIAL	24,174,845.00	-417,000.00	23,757,845.00	21,593,148.82	2,164,696.18	21,593,148.82	500.00	2,164,696.18	21,593,148.82	0.00	21,461,959.71	131,189.11	497.39
		0002	SERVICIO Y FOMENTO AL COMERCIO INTERNO Y A LA INDU	3,144,999.00	310,974.45	3,455,973.45	3,097,611.41	358,362.04	3,097,611.41	100.00	358,362.04	3,097,611.41	0.0	3,097,611.41	0.00	100.00
		0001	SERVICIO Y FOMENTO AL COMERCIO EXTERIOR	5,739,483.00	-402,910.00	5,336,573.00	5,206,854.07	129,718.93	5,206,854.07	100.00	129,718.93	5,206,854.07	0.0	5,098,161.50	108,692.57	97.91
		0004	FOMENTO Y DESARROLLO DE ENERGÍA NO CONVENCIONA	2,502,264.00	1,287,739.54	3,790,003.54	3,667,242.04	122,761.50	3,667,242.04	100.00	122,761.50	3,667,242.04	0.0	3,667,242.04	0.00	100.00
		0005	CONSEJO DE DESARROLLO COORD. ZONA ESPECIAL DES.	5,200,000.00	354,573.73	5,554,573.73	5,278,196.36	276,377.37	5,278,196.36	100.00	276,377.37	5,278,196.36	0.0	5,278,196.36	0.00	100.00
		0003	REGULACIÓN Y CONTROL DE HIDROCARBUROS	7,588,099.00	-1,967,377.72	5,620,721.28	4,343,244.94	1,277,476.34	4,343,244.94	100.00	1,277,476.34	4,343,244.94	0.0	4,320,748.40	22,496.54	99.48
11	00	15	REGULACIÓN Y FOMENTO INDUSTRIAL Y COMERCIAL	805,462.00	-805,462.00	0.00	0.00	0.00	0.00	0.00	0.00	0.00	0.00	0.00	0.00	0.00
		0001	REING. DEL SISTEMA DE INFORMAT. DE LA DICOEX.	805,462.00	-805,462.00	0.00	0.00	0.00	0.00	0.00	0.00	0.00	0.0	0.00	0.00	0.00
13	00	00	FOMENTO MINERO	27,526,638.00	0.00	27,526,638.00	26,753,548.63	773,089.37	26,753,548.63	500.00	773,089.37	26,753,548.63	0.00	26,709,545.57	44,003.06	499.70
		0004	INVESTIGACIÓN DE HIDROCARBUROS	615,703.00	21,505.78	637,208.78	637,107.61	101.17	637,107.61	100.00	101.17	637,107.61	0.0	637,107.61	0.00	100.00
		0002	INVESTIGACIONES Y EXPLORACIONES MINERAS	1,431,336.00	77,258.33	1,508,594.33	1,477,838.15	30,756.18	1,477,838.15	100.00	30,756.18	1,477,838.15	0.0	1,477,838.15	0.00	100.00
		0001	DIRECCIÓN Y COORDINACIÓN	15,517,731.00	-37,639.16	15,480,091.84	14,744,728.36	735,363.48	14,744,728.36	100.00	735,363.48	14,744,728.36	0.0	14,700,725.30	44,003.06	99.70
		0005	PROMOCIÓN, FOMENTO Y DESARROLLO DE LA ACTIVIDAD	5,768,174.00	-22,209.68	5,745,964.32	5,745,766.56	197.76	5,745,766.56	100.00	197.76	5,745,766.56	0.0	5,745,766.56	0.00	100.00
		0003	FISCALIZACIÓN MINERA Y CATASTRO	4,193,694.00	-38,915.27	4,154,778.73	4,148,107.95	6,670.78	4,148,107.95	100.00	6,670.78	4,148,107.95	0.0	4,148,107.95	0.00	100.00
13	00	11	FOMENTO MINERO	20,000,000.00	0.00	20,000,000.00	17,959,181.15	2,040,818.85	17,959,181.15	100.00	2,040,818.85	17,959,181.15	0.00	17,959,181.15	0.00	100.00
		0001	PROGRAMA DE REMEDIACION AMBIENTAL MINA PUEBLO V	20,000,000.00	0.00	20,000,000.00	17,959,181.15	2,040,818.85	17,959,181.15	100.00	2,040,818.85	17,959,181.15	0.00	17,959,181.15	0.00	100.00
14	00	00	NORMAS Y SISTEMAS DE CALIDAD	58,046,529.00	0.00	58,046,529.00	49,108,922.47	8,937,606.53	49,108,922.47	500.00	8,937,606.53	49,108,922.47	0.00	46,027,248.61	3,081,673.86	489.77
		0004	CERTIFICACIÓN Y CONTROL DE CALIDAD	7,256,342.00	245,737.29	7,502,079.29	7,244,984.46	257,094.83	7,244,984.46	100.00	257,094.83	7,244,984.46	0.0	7,240,289.53	4,694.93	99.94
		0003	NORMALIZACIÓN	3,445,641.00	-98,962.60	3,346,678.40	3,261,431.20	85,247.20	3,261,431.20	100.00	85,247.20	3,261,431.20	0.0	3,252,778.49	8,652.71	99.73
		0001	DIRECCIÓN Y COORDINACIÓN	42,394,703.00	-248,689.30	42,146,013.70	33,883,189.25	8,262,824.45	33,883,189.25	100.00	8,262,824.45	33,883,189.25	0.0	30,831,360.50	3,051,828.75	90.99
		0005	CONTROL DE PESAS Y MEDIDAS (METROLOGÍA)	2,865,538.00	98,164.67	2,963,702.67	2,879,772.18	83,930.49	2,879,772.18	100.00	83,930.49	2,879,772.18	0.0	2,879,772.18	0.00	100.00
		0002	ORIENTACIÓN Y DIVULGACIÓN	2,084,305.00	3,749.94	2,088,054.94	1,839,545.38	248,509.56	1,839,545.38	100.00	248,509.56	1,839,545.38	0.0	1,823,047.91	16,497.47	99.10
15	00	00	FOM. Y DES. A LA MICRO, PEQ. Y MED. EMPRESA (PROMIPY	60,625,615.00	226,000.00	60,851,615.00	60,850,898.93	716.07	60,850,898.93	200.00	716.07	60,850,898.93	0.00	60,465,495.36	385,403.57	198.47
		0001	DIRECCIÓN Y COORDINACIÓN	22,197,279.00	3,023,253.72	25,220,532.72	25,219,819.71	713.01	25,219,819.71	100.00	713.01	25,219,819.71	0.0	24,834,416.14	385,403.57	98.47
		0002	PROMOCIÓN Y FINANCIAMIENTO	38,428,336.00	-2,797,253.72	35,631,082.28	35,631,079.22	3.06	35,631,079.22	100.00	3.06	35,631,079.22	0.0	35,631,079.22	0.00	100.00
16	00	00	REMEDIACION Y MANTENIMIENTO AMBIENTAL MINA PUEBL	31,906,130.00	-11,579,000.00	20,327,130.00	17,319,515.81	3,007,614.19	17,319,515.81	100.00	3,007,614.19	17,319,515.81	0.00	17,266,515.81	53,000.00	99.69
		0001	DIRECCION Y COORDINACION	31,906,130.00	-11,579,000.00	20,327,130.00	17,319,515.81	3,007,614.19	17,319,515.81	100.00	3,007,614.19	17,319,515.81	0.0	17,266,515.81	53,000.00	99.69
98	00	00	ADMINISTRACIÓN DE CONTRIBUCIONES ESPECIALES	136,563.00	-136,560.00	3.00	0.00	3.00	0.00	0.00	3.00	0.00	0.00	0.00	0.00	0.00
		0000	ADMINISTRACIÓN DE CONTRIBUCIÓN ESPECIALES	136,563.00	-136,560.00	3.00	0.00	3.00	0.00	0.00	3.00	0.00	0.0	0.00	0.00	0.00
99	00	00	ADMINISTRACIÓN DE ACTIVOS, PASIVOS Y TRANSFERENCI	303,577,588.00	12,600,000.00	316,177,588.00	315,917,708.08	259,879.92	315,917,708.08	100.00	259,879.92	315,917,708.08	0.00	309,806,596.58	6,111,111.50	98.07
		0000	ADMINISTRACIÓN DE TRANSFERENCIAS, PASIVOS Y ACTI	303,577,588.00	12,600,000.00	316,177,588.00	315,917,708.08	259,879.92	315,917,708.08	100.00	259,879.92	315,917,708.08	0.0	309,806,596.58	6,111,111.50	98.07
	Total Fuente:		10	917,059,611.00	-120,543,476.00	796,516,135.00	747,700,960.05	48,815,174.95	747,700,960.05	2,200.00	48,815,174.95	747,700,960.05	0.00	711,308,596.01	36,392,364.04	2,171.68

Fuente Financ 20

Prog	Sub Pry	Act	Descripcion 1	Apropiación Original 2	Modificaciones 3	Apropiación Vigente 4	Previsión de la Apropiación 5	Disponible 6	Compromiso 7	% Compromiso 8	Apropiación Disponible 9	Devengado 10	Compromiso No Devengado 11	Pagado 12	Devengado No Pagado 13	Por Pagar 14
11	00	00	REGULACIÓN Y FOMENTO INDUSTRIAL Y COMERCIAL	479,584,413.00	-32,595,340.00	446,989,073.00	446,989,062.57	10.43	446,989,062.57	100.00	10.43	446,989,062.57	0.00	438,185,165.79	8,803,896.78	98.03
		0004	FOMENTO Y DESARROLLO DE ENERGÍA NO CONVENCIONA	479,584,413.00	-32,595,340.00	446,989,073.00	446,989,062.57	10.43	446,989,062.57	100.00	10.43	446,989,062.57	0.0	438,185,165.79	8,803,896.78	98.03
	Total Fuente:		20	479,584,413.00	-32,595,340.00	446,989,073.00	446,989,062.57	10.43	446,989,062.57	100.00	10.43	446,989,062.57	0.00	438,185,165.79	8,803,896.78	98.03

Fuente Financ 70

Prog	Sub Pry	Act	Descripcion 1	Apropiación Original 2	Modificaciones 3	Apropiación Vigente 4	Previsión de la Apropiación 5	Disponible 6	Compromiso 7	% Compromiso 8	Apropiación Disponible 9	Devengado 10	Compromiso No Devengado 11	Pagado 12	Devengado No Pagado 13	Por Pagar 14
11	00	00	REGULACIÓN Y FOMENTO INDUSTRIAL Y COMERCIAL	0.00	0.00	0.00	0.00	0.00	0.00	0.00	0.00	0.00	0.00	0.00	0.00	0.00
		0004	FOMENTO Y DESARROLLO DE ENERGÍA NO CONVENCIONA	0.00	0.00	0.00	0.00	0.00	0.00	0.00	0.00	0.00	0.0	0.00	0.00	0.00
11	00	15	REGULACIÓN Y FOMENTO INDUSTRIAL Y COMERCIAL	9,090,000.00	0.00	9,090,000.00	0.00	9,090,000.00	0.00	0.00	9,090,000.00	0.00	0.00	0.00	0.00	0.00
		0001	REING. DEL SISTEMA DE INFORMAT. DE LA DICOEX.	9,090,000.00	0.00	9,090,000.00	0.00	9,090,000.00	0.00	0.00	9,090,000.00	0.00	0.0	0.00	0.00	0.00
	Total Fuente:		70	9,090,000.00	0.00	9,090,000.00	0.00	9,090,000.00	0.00	0.00	9,090,000.00	0.00	0.00	0.00	0.00	0.00
	Total Dependencia:		01	1,405,734,024.00	-153,138,816.00	1,252,595,208.00	1,194,690,022.62	57,905,185.38	1,194,690,022.62	2,300.00	57,905,185.38	1,194,690,022.62	0.00	1,149,493,761.80	45,196,260.	2,269.71
	Total Capitulo :		0212	1,405,734,024.00	-153,138,816.00	1,252,595,208.00	1,194,690,022.62	57,905,185.38	1,194,690,022.62	2,300.00	57,905,185.38	1,194,690,022.62	0.00	1,149,493,761.80	45,196,260.82	2,269.71

Sistema Integrado de Gestión Financiera

Periodo: 2007

REPORTE DE EJECUCION DEL GASTO POR CAPITULO Y PROGRAMAS

Cap: 0212 Fec.Inicial: 01/01/2007 Fec.Final: 30/04/2008

Total:	1,405,734,024.00	-153,138,816.00	1,252,595,208.00	1,194,690,022.62	57,905,185.38	1,194,690,022.62	2,300.00	57,905,185.38	1,194,690,022.62	0.00	1,149,493,761.80	45,196,260.82	2,269.71

Sistema Integrado de Gestión Financiera

Periodo: 2007

REPORTE DE EJECUCION DEL GASTO POR CAPITULO Y PROGRAMAS

Cap: 0213 Fec.Inicial: 01/01/2007 Fec.Final: 30/04/2008

Capitulo 0213
Dependencia 01
Fuente Financ 10

Prog	Sub	Pry	Act	Descripcion 1	Apropiacion Original 2	Modificaciones 3	Apropiación Vigente 4	Previsión de la Apropiación 5	Disponible 6	Compromiso 7	% Compromiso 8	Apropiación Disponible 9	Devengado 10	Compromiso No Devengado 11	Pagado 12	Devengado No Pagado 13	Por Pagar 14
01	00	00		ACTIVIDADES CENTRALES	339,582,433.00	-400,000.00	339,182,433.00	337,932,529.33	1,249,903.67	337,380,252.33	199.84	1,802,180.67	337,380,252.33	0.00	337,312,365.72	67,886.61	199.98
			0001	DIRECCION SUPERIOR	337,362,747.00	-316,196.00	337,046,551.00	336,212,392.10	834,158.90	335,660,115.10	99.84	1,386,435.90	335,660,115.10	0.0	335,592,228.49	67,886.61	99.98
			0002	ADMINISTRACION FINANCIERA	2,219,686.00	-83,804.00	2,135,882.00	1,720,137.23	415,744.77	1,720,137.23	100.00	415,744.77	1,720,137.23	0.0	1,720,137.23	0.00	100.00
11	00	00		FOMENTO Y SERVICIOS TURISTICOS	85,669,798.00	0.00	85,669,798.00	83,428,588.98	2,241,209.02	83,228,588.98	299.75	2,441,209.02	83,228,588.98	0.00	78,392,923.09	4,835,665.89	292.84
			0003	CAPACITACION TURISTICA	3,109,822.00	-712,454.00	2,397,368.00	1,906,438.00	490,930.00	1,906,438.00	100.00	490,930.00	1,906,438.00	0.0	1,906,438.00	0.00	100.00
			0002	SERVICIO TURISTICO EN EL EXTERIOR	81,984,177.00	699,816.00	82,683,993.00	80,985,400.59	1,698,592.41	80,785,400.59	99.75	1,898,592.41	80,785,400.59	0.0	75,956,090.26	4,829,310.33	94.02
			0001	PROMOCION TURISTICA	575,799.00	12,638.00	588,437.00	536,750.39	51,686.61	536,750.39	100.00	51,686.61	536,750.39	0.0	530,394.83	6,355.56	98.82
11	00	15		FOMENTO Y SERVICIOS TURISTICOS	45,000,000.00	-40,000,000.00	5,000,000.00	0.00	5,000,000.00	0.00	0.00	5,000,000.00	0.00	0.00	0.00	0.00	0.00
			0051	CONSTRUCCION DE PLAZA - FERIA ARTESANAL DE LAS AV	45,000,000.00	-40,000,000.00	5,000,000.00	0.00	5,000,000.00	0.00	0.00	5,000,000.00	0.00	0.0	0.00	0.00	0.00
12	00	00		REGULACION DE LA ACTIVIDAD TURISTICA	2,415,047.00	0.00	2,415,047.00	2,285,777.47	129,269.53	2,285,777.47	100.00	129,269.53	2,285,777.47	0.00	2,285,777.47	0.00	100.00
			0001	REGISTRO Y REGULACION TURISTICA	2,415,047.00	0.00	2,415,047.00	2,285,777.47	129,269.53	2,285,777.47	100.00	129,269.53	2,285,777.47	0.0	2,285,777.47	0.00	100.00
12	00	14		REGULACION DE LA ACTIVIDAD TURISTICA	7,500,000.00	0.00	7,500,000.00		7,500,000.00			7,500,000.00		0.00		0.00	
			0051	PROGRAMA DE ACCESO Y SEÑALIZACION CARRETERA	7,500,000.00	0.00	7,500,000.00		7,500,000.00			7,500,000.00		0.0		0.00	
12	00	16		REGULACION DE LA ACTIVIDAD TURISTICA	5,100,000.00	-5,000,000.00	100,000.00	0.00	100,000.00	0.00	0.00	100,000.00	0.00	0.00	0.00	0.00	0.00
			0051	PROG NACIONAL DE MANTENIMIENTO DE PLAYAS Y ACONI	5,100,000.00	-5,000,000.00	100,000.00	0.00	100,000.00	0.00	0.00	100,000.00	0.00	0.0	0.00	0.00	0.00
98	00	00		ADMINISTRACION DE CONTRIBUCIONES ESPECIALES	18,000,000.00	-10,000,000.00	8,000,000.00	0.00	8,000,000.00	0.00	0.00	8,000,000.00	0.00	0.00	0.00	0.00	0.00
			0000	ADMINISTRACION CONTRIBUCIONES ESPECIALES	18,000,000.00	-10,000,000.00	8,000,000.00	0.00	8,000,000.00	0.00	0.00	8,000,000.00	0.00	0.0	0.00	0.00	0.00
			Total Fuente:	10	503,267,278.00	-55,400,000.00	447,867,278.00	423,646,895.78	24,220,382.22	422,894,618.78	599.59	24,972,659.22	422,894,618.78	0.00	417,991,066.28	4,903,552.50	592.82

Fuente Financ 20

Prog	Sub	Pry	Act	Descripcion 1	Apropiacion Original 2	Modificaciones 3	Apropiación Vigente 4	Previsión de la Apropiación 5	Disponible 6	Compromiso 7	% Compromiso 8	Apropiación Disponible 9	Devengado 10	Compromiso No Devengado 11	Pagado 12	Devengado No Pagado 13	Por Pagar 14
11	00	00		FOMENTO Y SERVICIOS TURISTICOS	475,528,141.00	-117,000,000.00	358,528,141.00	358,201,397.00	326,744.00	358,201,397.00	100.00	326,744.00	358,201,397.00	0.00	358,201,397.00	0.00	100.00
			0001	PROMOCION TURISTICA	475,528,141.00	-117,000,000.00	358,528,141.00	358,201,397.00	326,744.00	358,201,397.00	100.00	326,744.00	358,201,397.00	0.0	358,201,397.00	0.00	100.00
			Total Fuente:	20	475,528,141.00	-117,000,000.00	358,528,141.00	358,201,397.00	326,744.00	358,201,397.00	100.00	326,744.00	358,201,397.00	0.00	358,201,397.00	0.00	100.00
			Total Dependencia:	01	978,795,419.00	-172,400,000.00	806,395,419.00	781,848,292.78	24,547,126.22	781,096,015.78	699.59	25,299,403.22	781,096,015.78	0.00	776,192,463.28	4,903,552.5	692.82
			Total Capitulo :	0213	978,795,419.00	-172,400,000.00	806,395,419.00	781,848,292.78	24,547,126.22	781,096,015.78	699.59	25,299,403.22	781,096,015.78	0.00	776,192,463.28	4,903,552.50	692.82
			Total:		978,795,419.00	-172,400,000.00	806,395,419.00	781,848,292.78	24,547,126.22	781,096,015.78	699.59	25,299,403.22	781,096,015.78	0.00	776,192,463.28	4,903,552.50	692.82

Sistema Integrado de Gestión Financiera

Periodo: 2007

REPORTE DE EJECUCION DEL GASTO POR CAPITULO Y PROGRAMAS

Cap: 0214 Fec.Inicial: 01/01/2007 Fec.Final: 30/04/2008

Capitulo 0214
Dependencia 01
Fuente Financ 10

Prog	Sub	Pry	Act	Descripcion 1	Apropiacion Original 2	Modificaciones 3	Apropiación Vigente 4	Previsión de la Apropiación 5	Disponible 6	Compromiso 7	% Compromiso 8	Apropiación Disponible 9	Devengado 10	Compromiso No Devengado 11	Pagado 12	Devengado No Pagado 13	Por Pagar 14
01	00	00		ACTIVIDADES CENTRALES	445,198,697.00	0.00	445,198,697.00	445,198,694.92	2.08	445,198,694.92	100.00	2.08	445,198,694.92	0.00	445,198,694.92	0.00	100.00
			0001	DIRECCION SUPERIOR	445,198,697.00	0.00	445,198,697.00	445,198,694.92	2.08	445,198,694.92	100.00	2.08	445,198,694.92	0.0	445,198,694.92	0.00	100.00
11	00	00		MINISTERIO PUBLICO	1,504,307,978.00	0.00	1,504,307,978.00	1,504,307,965.28	12.72	1,504,307,965.28	400.00	12.72	1,504,307,965.28	0.00	1,504,307,965.28	0.00	400.00
			0003	ADMINISTRACION DEL SISTEMA PENITENCIARIO	741,638,522.00	-110,015,168.58	631,623,353.42	631,623,341.38	12.04	631,623,341.38	100.00	12.04	631,623,341.38	0.0	631,623,341.38	0.00	100.00
			0001	ADMINISTRACION DE SERVICIOS MINISTERIALES	456,479,117.00	107,212,108.19	563,691,225.19	563,691,225.06	0.13	563,691,225.06	100.00	0.13	563,691,225.06	0.0	563,691,225.06	0.00	100.00
			0002	ADMINISTRACION DE SERVICIOS DE PREVENCION DE LA C	114,638,002.00	-61,412,179.07	53,225,822.93	53,225,822.89	0.04	53,225,822.89	100.00	0.04	53,225,822.89	0.0	53,225,822.89	0.00	100.00
			0004	SERVICIOS DE CAPACITACION	191,552,337.00	64,215,239.46	255,767,576.46	255,767,575.95	0.51	255,767,575.95	100.00	0.51	255,767,575.95	0.0	255,767,575.95	0.00	100.00
98	00	00		ADMINISTRACION DE CONTRIBUCIONES ESPECIALES	50,453,097.00	0.00	50,453,097.00	50,453,096.99	0.01	50,453,096.99	100.00	0.01	50,453,096.99	0.00	50,453,096.99	0.00	100.00
			0000	ADMINISTRACION DE CONTRIBUCIONES ESPECIALES	50,453,097.00	0.00	50,453,097.00	50,453,096.99	0.01	50,453,096.99	100.00	0.01	50,453,096.99	0.0	50,453,096.99	0.00	100.00
	Total Fuente:			10	1,999,959,772.00	0.00	1,999,959,772.00	1,999,959,757.19	14.81	1,999,959,757.19	600.00	14.81	1,999,959,757.19	0.00	1,999,959,757.19	0.00	600.00
	Total Dependencia:			01	1,999,959,772.00	0.00	1,999,959,772.00	1,999,959,757.19	14.81	1,999,959,757.19	600.00	14.81	1,999,959,757.19	0.00	1,999,959,757.19	0.0	600.00
	Total Capitulo :			0214	1,999,959,772.00	0.00	1,999,959,772.00	1,999,959,757.19	14.81	1,999,959,757.19	600.00	14.81	1,999,959,757.19	0.00	1,999,959,757.19	0.00	600.00
	Total:				1,999,959,772.00	0.00	1,999,959,772.00	1,999,959,757.19	14.81	1,999,959,757.19	600.00	14.81	1,999,959,757.19	0.00	1,999,959,757.19	0.00	600.00

Sistema Integrado de Gestión Financiera

Periodo: 2007

REPORTE DE EJECUCION DEL GASTO POR CAPITULO Y PROGRAMAS

Cap: 0215 Fec.Inicial: 01/01/2007 Fec.Final: 30/04/2008

Capitulo 0215
Dependencia 01
Fuente Financ 10

Prog	Sub	Pry	Act	Descripcion 1	Apropiación Original 2	Modificaciones 3	Apropiación Vigente 4	Previsión de la Apropiación 5	Disponible 6	Compromiso 7	% Compromiso 8	Apropiación Disponible 9	Devengado 10	Compromiso No Devengado 11	Pagado 12	Devengado No Pagado 13	Por Pagar 14
01	00	00		ACTIVIDADES CENTRALES	29,489,592.00	-4,292,628.00	25,196,964.00	24,293,290.04	903,673.96	24,293,290.04	200.00	903,673.96	24,293,290.04	0.00	24,064,852.24	228,437.80	198.18
			0002	GESTION ADMINISTRATIVA Y FINANCIERA	17,479,860.00	-5,197,172.00	12,282,688.00	11,708,748.66	573,939.34	11,708,748.66	100.00	573,939.34	11,708,748.66	0.0	11,704,476.06	4,272.60	99.96
			0001	DIRECCION, PLANIFICACION Y COORD. INTERINSTITUCION	12,009,732.00	904,544.00	12,914,276.00	12,584,541.38	329,734.62	12,584,541.38	100.00	329,734.62	12,584,541.38	0.0	12,360,376.18	224,165.20	98.22
11	00	00		PROMOCION DE POL. PUBLICAS CON ENFOQUE DE GENEF	4,325,644.00	-484,458.00	3,841,186.00	3,053,186.36	787,999.64	3,053,186.36	200.00	787,999.64	3,053,186.36	0.00	3,053,186.36	0.00	200.00
			0001	DISEÑO, MONITOREO Y SEG. POL. ENFOQUE DE GENERO	4,008,390.00	-250,128.00	3,758,262.00	2,978,317.36	779,944.64	2,978,317.36	100.00	779,944.64	2,978,317.36	0.0	2,978,317.36	0.00	100.00
			0002	CUMPLIMIENTO DE COMPROMISOS INTERNACIONALES	317,254.00	-234,330.00	82,924.00	74,869.00	8,055.00	74,869.00	100.00	8,055.00	74,869.00	0.0	74,869.00	0.00	100.00
11	00	11		PROMOCION DE POL. PUBLICAS CON ENFOQUE DE GENEF	1,852,169.00	0.00	1,852,169.00	1,852,169.00	0.00	1,852,169.00	100.00	0.00	1,852,169.00	0.00	1,852,169.00	0.00	100.00
			0001	FORTALEC. INST. Y TRANSVERSALIZAC. POLITICAS DE GEN	1,852,169.00	0.00	1,852,169.00	1,852,169.00	0.00	1,852,169.00	100.00	0.00	1,852,169.00	0.0	1,852,169.00	0.00	100.00
11	00	12		PROMOCION DE POL. PUBLICAS CON ENFOQUE DE GENEF	2,000,000.00	0.00	2,000,000.00	1,810,997.00	189,003.00	1,810,997.00	200.00	189,003.00	1,810,997.00	0.00	1,810,997.00	0.00	200.00
			0001	ESCUELA DE CAPACITACION CON POLITICAS PUBLICAS	1,100,000.00	0.00	1,100,000.00	1,099,997.00	3.00	1,099,997.00	100.00	3.00	1,099,997.00	0.0	1,099,997.00	0.00	100.00
			0002	MUJER, JUVENTUD Y SALUD: HACIA UNA POLITICA INTEGR	900,000.00	0.00	900,000.00	711,000.00	189,000.00	711,000.00	100.00	189,000.00	711,000.00	0.0	711,000.00	0.00	100.00
11	00	13		PROMOCION DE POL. PUBLICAS CON ENFOQUE DE GENEF	600,000.00	0.00	600,000.00	594,000.00	6,000.00	594,000.00	100.00	6,000.00	594,000.00	0.00	594,000.00	0.00	100.00
			0001	POLITICAS PARA LA EQUIDAD DE GENERO	600,000.00	0.00	600,000.00	594,000.00	6,000.00	594,000.00	100.00	6,000.00	594,000.00	0.0	594,000.00	0.00	100.00
12	00	00		DEFENSORIA DE LOS DERECHOS DE LA MUJER	121,201,330.00	-7,522,332.80	113,678,997.20	103,241,932.47	10,437,064.73	101,895,011.15	395.54	11,783,986.05	101,062,781.09	832,230.06	99,281,548.11	1,781,232.98	391.95
			0003	PROMOCIÓN DE LOS DERECHOS DE LA MUJER	14,826,644.00	13,151,617.20	27,978,261.20	22,633,786.08	5,344,475.12	22,633,786.08	100.00	5,344,475.12	21,801,556.02	832,230.1	20,170,954.85	1,630,601.17	92.52
			0002	DEFENSA DER. ECON., POLIT., SOCIAL. Y CULTURAL. D/ L	2,281,273.00	-129,000.00	2,152,273.00	1,481,396.06	670,876.94	1,481,396.06	100.00	670,876.94	1,481,396.06	0.0	1,481,396.06	0.00	100.00
			0004	GESTION Y COORDINACION PROVINCIAL Y MUNICIPAL	71,827,111.00	-4,824,792.00	67,002,319.00	65,724,078.17	1,278,240.83	64,783,306.85	98.57	2,219,012.15	64,783,306.85	0.0	64,687,275.04	96,031.81	99.85
			0001	PREVENCIÓN Y ATENCIÓN A LA VIOLENCIA INTRAFAMILIA	32,266,302.00	-15,720,158.00	16,546,144.00	13,402,672.16	3,143,471.84	12,996,522.16	96.97	3,549,621.84	12,996,522.16	0.0	12,941,922.16	54,600.00	99.58
13	00	00		APOYO A LA INDUSTRIA NACIONAL DE LA AGUJA -INAGUJA	28,676,664.00	0.00	28,676,664.00	28,489,199.83	187,464.17	28,440,514.36	99.83	236,149.64	28,290,322.36	150,192.00	28,290,322.36	0.00	100.00
			0001	ENTRENAMIENTO Y PRODUCCIÓN TEXTIL	28,676,664.00	0.00	28,676,664.00	28,489,199.83	187,464.17	28,440,514.36	99.83	236,149.64	28,290,322.36	150,192.0	28,290,322.36	0.00	100.00
98	00	00		ADMINISTRACION DE CONTRIBUCIONES ESPECIALES	19,713,600.00	0.00	19,713,600.00	19,700,799.96	12,800.04	19,700,799.96	100.00	12,800.04	19,700,799.96	0.00	19,700,799.96	0.00	100.00
			0000	ADM. DE CONTRIBUCIONES ESPECIALES	19,713,600.00	0.00	19,713,600.00	19,700,799.96	12,800.04	19,700,799.96	100.00	12,800.04	19,700,799.96	0.0	19,700,799.96	0.00	100.00
			Total Fuente:	10	207,858,999.00	-12,299,418.80	195,559,580.20	183,035,574.66	12,524,005.54	181,639,967.87	1,395.37	13,919,612.33	180,657,545.81	982,422.06	178,647,875.03	2,009,670.78	1,390.13

Fuente Financ 70

Prog	Sub	Pry	Act	Descripcion 1	Apropiación Original 2	Modificaciones 3	Apropiación Vigente 4	Previsión de la Apropiación 5	Disponible 6	Compromiso 7	% Compromiso 8	Apropiación Disponible 9	Devengado 10	Compromiso No Devengado 11	Pagado 12	Devengado No Pagado 13	Por Pagar 14
11	00	00		PROMOCION DE POL. PUBLICAS CON ENFOQUE DE GENEF	0.00	1,036,402.41	1,036,402.41	830,970.61	205,431.80	830,970.61	100.00	205,431.80	830,970.61	0.00	830,970.61	0.00	100.00
			0001	DISEÑO, MONITOREO Y SEG. POL. ENFOQUE DE GENERO	0.00	1,036,402.41	1,036,402.41	830,970.61	205,431.80	830,970.61	100.00	205,431.80	830,970.61	0.0	830,970.61	0.00	100.00
11	00	11		PROMOCION DE POL. PUBLICAS CON ENFOQUE DE GENEF	7,360,000.00	-1,941,495.69	5,418,504.31	4,188,068.25	1,230,436.06	4,188,068.25	100.00	1,230,436.06	4,188,068.25	0.00	4,188,068.25	0.00	100.00
			0001	FORTALEC. INST. Y TRANSVERSALIZAC. POLITICAS DE GEN	7,360,000.00	-1,941,495.69	5,418,504.31	4,188,068.25	1,230,436.06	4,188,068.25	100.00	1,230,436.06	4,188,068.25	0.0	4,188,068.25	0.00	100.00
11	00	12		PROMOCION DE POL. PUBLICAS CON ENFOQUE DE GENEF	7,700,000.00	905,093.28	8,605,093.28	780,614.22	7,824,479.06	780,614.22	100.00	7,824,479.06	780,614.22	0.00	780,614.22	0.00	100.00
			0001	ESCUELA DE CAPACITACION CON POLITICAS PUBLICAS	700,000.00	905,093.28	1,605,093.28	780,614.22	824,479.06	780,614.22	100.00	824,479.06	780,614.22	0.0	780,614.22	0.00	100.00
			0002	MUJER, JUVENTUD Y SALUD: HACIA UNA POLITICA INTEGR	7,000,000.00	0.00	7,000,000.00		7,000,000.00			7,000,000.00		0.0		0.00	
11	00	13		PROMOCION DE POL. PUBLICAS CON ENFOQUE DE GENEF	1,000,000.00	0.00	1,000,000.00		1,000,000.00			1,000,000.00		0.00		0.00	
			0001	POLITICAS PARA LA EQUIDAD DE GENERO	1,000,000.00	0.00	1,000,000.00		1,000,000.00			1,000,000.00		0.0		0.00	
			Total Fuente:	70	16,060,000.00	0.00	16,060,000.00	5,799,653.08	10,260,346.92	5,799,653.08	300.00	10,260,346.92	5,799,653.08	0.00	5,799,653.08	0.00	300.00
			Total Dependencia:	01	223,918,999.00	-12,299,418.80	211,619,580.20	188,835,227.74	22,784,352.46	187,439,620.95	1,695.37	24,179,959.25	186,457,198.89	982,422.06	184,447,528.11	2,009,670.78	1,690.13
			Total Capitulo:	0215	223,918,999.00	-12,299,418.80	211,619,580.20	188,835,227.74	22,784,352.46	187,439,620.95	1,695.37	24,179,959.25	186,457,198.89	982,422.06	184,447,528.11	2,009,670.78	1,690.13
			Total:		223,918,999.00	-12,299,418.80	211,619,580.20	188,835,227.74	22,784,352.46	187,439,620.95	1,695.37	24,179,959.25	186,457,198.89	982,422.06	184,447,528.11	2,009,670.78	1,690.13

Sistema Integrado de Gestión Financiera

Periodo: 2007

REPORTE DE EJECUCION DEL GASTO POR CAPITULO Y PROGRAMAS

Cap: 0216 Fec.Inicial: 01/01/2007 Fec.Final: 30/04/2008

Capitulo 0216
Dependencia 01
Fuente Financ 10

Prog	Sub	Pry	Act	Descripcion 1	Apropiacion Original 2	Modificaciones 3	Apropiación Vigente 4	Previsión de la Apropiación 5	Disponible 6	Compromiso 7	% Compromiso 8	Apropiación Disponible 9	Devengado 10	Compromiso No Devengado 11	Pagado 12	Devengado No Pagado 13	Por Pagar 14
01	00	00		ACTIVIDADES CENTRALES	185,406,549.00	0.00	185,406,549.00	185,286,851.44	119,697.56	185,286,851.44	200.00	119,697.56	185,286,851.44	0.00	185,286,851.44	0.00	200.00
			0002	GESTION ADMINISTRATIVA Y FINANCIERA	141,663,726.00	-9,870,220.92	131,793,505.08	131,758,608.10	34,896.98	131,758,608.10	100.00	34,896.98	131,758,608.10	0.0	131,758,608.10	0.00	100.00
			0001	ADMINISTRACION SUPERIOR	43,742,823.00	9,870,220.92	53,613,043.92	53,528,243.34	84,800.58	53,528,243.34	100.00	84,800.58	53,528,243.34	0.0	53,528,243.34	0.00	100.00
02	00	11		PROYECTO CENTRAL	5,000,000.00	0.00	5,000,000.00	2,792,221.01	2,207,778.99	2,792,221.01	100.00	2,207,778.99	2,792,221.01	0.00	2,419,158.03	373,062.98	86.64
			0001	FORTALECIMIENTO, AUTOMATIZACION Y MODERNIZACION	5,000,000.00	0.00	5,000,000.00	2,792,221.01	2,207,778.99	2,792,221.01	100.00	2,207,778.99	2,792,221.01	0.0	2,419,158.03	373,062.98	86.64
11	00	00		CONSERVACION DE MONUMENTOS HISTORICOS	88,693,594.00	0.00	88,693,594.00	88,460,890.17	232,703.83	88,460,890.17	100.00	232,703.83	88,460,690.17	200.00	88,407,413.33	53,276.84	99.94
			0001	PRESERVACION DEL PATRIMONIO MONUMENTAL	88,693,594.00	0.00	88,693,594.00	88,460,890.17	232,703.83	88,460,890.17	100.00	232,703.83	88,460,690.17	200.0	88,407,413.33	53,276.84	99.94
12	00	00		CONSERV. DE DOC. Y EXHIBICIONES HISTORICAS	108,797,246.00	0.00	108,797,246.00	108,620,100.36	177,145.64	108,620,100.36	200.00	177,145.64	108,620,100.36	0.00	108,546,497.29	73,603.07	199.83
			0001	SERVICIOS BIBLIOTECARIOS	62,246,349.00	2,417,578.65	64,663,927.65	64,509,134.16	154,793.49	64,509,134.16	100.00	154,793.49	64,509,134.16	0.0	64,509,134.16	0.00	100.00
			0002	SERVICIOS MUSEOGRAFICOS	46,550,897.00	-2,417,578.65	44,133,318.35	44,110,966.20	22,352.15	44,110,966.20	100.00	22,352.15	44,110,966.20	0.0	44,037,363.13	73,603.07	99.83
12	00	13		CONSERV. DE DOC. Y EXHIBICIONES HISTORICAS	100,000,000.00	-19,500,000.00	80,500,000.00	78,999,177.11	1,500,822.89	62,876,332.17	79.59	17,623,667.83	36,710,072.22	26,166,259.95	36,710,072.22	0.00	100.00
			0051	CONSTRUCCIÓN DE 15 CASA DE CULTURA Y RECONSTRU(	100,000,000.00	-19,500,000.00	80,500,000.00	78,999,177.11	1,500,822.89	62,876,332.17	79.59	17,623,667.85	36,710,072.22	26,166,260.0	36,710,072.22	0.00	100.00
12	00	14		CONSERV. DE DOC. Y EXHIBICIONES HISTORICAS	1,500,000.00	0.00	1,500,000.00	0.00	1,500,000.00	0.00	0.00	1,500,000.00	0.00	0.00	0.00	0.00	0.00
			0051	RESTAURACION Y PUESTA EN VALOR DE LA IGLESIA NUES	1,500,000.00	0.00	1,500,000.00	0.00	1,500,000.00	0.00	0.00	1,500,000.00	0.00	0.0	0.00	0.00	0.00
13	00	00		FOMENTO Y DESARROLLO DE LA CULTURA	263,013,525.00	3,319,639.00	266,333,164.00	265,972,321.61	360,842.39	265,965,684.61	700.00	367,479.39	265,965,684.61	0.00	262,969,380.93	2,996,303.68	692.01
			0005	SERVICIOS DE PROMOCION, DIFUSION Y EDICION DE DOC	19,050,204.00	3,849,441.82	22,899,645.82	22,897,801.01	1,844.81	22,897,801.01	100.00	1,844.81	22,897,801.01	0.0	22,897,801.01	0.00	100.00
			0007	REGULACION DE LOS ESPECTACULOS PUBLICOS	24,239,085.00	-9,267,995.54	14,971,089.46	14,942,945.38	28,144.08	14,942,945.38	100.00	28,144.08	14,942,945.38	0.0	14,942,945.38	0.00	100.00
			0001	FOMENTO DE LAS BELLAS ARTES	156,742,987.00	16,859,909.70	173,602,896.70	173,498,435.25	104,461.45	173,491,798.25	100.00	111,098.45	173,491,798.25	0.0	173,491,798.25	0.00	100.00
			0003	FOMENTO DE LA CULTURA	8,810,127.00	-1,686,373.70	7,123,753.30	7,123,502.19	251.11	7,123,502.19	100.00	251.11	7,123,502.19	0.0	7,123,502.19	0.00	100.00
			0006	SERVICIOS DE PROTECCION A LOS DERECHOS DE AUTO	7,359,536.00	-1,151,599.00	6,207,937.00	6,203,283.63	4,653.37	6,203,283.63	100.00	4,653.37	6,203,283.63	0.0	6,203,283.63	0.00	100.00
			0002	DESARROLLO DE LAS ACTIVIDADES ARTESANALES	6,490,034.00	-2,695,530.19	3,794,503.81	3,792,286.52	2,217.29	3,792,286.52	100.00	2,217.29	3,792,286.52	0.0	3,792,286.52	0.00	100.00
			0004	DIFUSION ARTISTICA TEATRAL	40,321,552.00	-2,588,214.09	37,733,337.91	37,514,067.63	219,270.28	37,514,067.63	100.00	219,270.28	37,514,067.63	0.0	34,517,763.95	2,996,303.68	92.01
13	00	12		FOMENTO Y DESARROLLO DE LA CULTURA	8,000,000.00	0.00	8,000,000.00	7,763,873.00	236,127.00	6,418,373.00	82.67	1,581,627.00	6,410,373.00	8,000.00	6,410,373.00	0.00	100.00
			0001	SISTEMA NACIONAL DE ESCUELAS LIBRES DE ARTE	8,000,000.00	0.00	8,000,000.00	7,763,873.00	236,127.00	6,418,373.00	82.67	1,581,627.00	6,410,373.00	8,000.0	6,410,373.00	0.00	100.00
98	00	00		ADMINISTRACION DE CONTRIBUCIONES ESPECIALES	217,996,063.00	-3,319,639.00	214,676,424.00	210,850,085.81	3,826,338.19	210,850,085.81	100.00	3,826,338.19	210,850,085.81	0.00	210,850,085.81	0.00	100.00
			0000	ADMINISTRACION DE CONTRIBUCIONES ESPECIALES	217,996,063.00	-3,319,639.00	214,676,424.00	210,850,085.81	3,826,338.19	210,850,085.81	100.00	3,826,338.19	210,850,085.81	0.0	210,850,085.81	0.00	100.00
99	00	00		ADM. DE ACTIVOS, PASIVOS Y TRASFERENCIAS	8,380,318.00	289,974.00	8,670,292.00	8,670,291.10	0.90	8,670,291.10	100.00	0.90	8,670,291.10	0.00	8,670,291.10	0.00	100.00
			0000	ADM. DE ACTIVOS, PASIVOS Y TRANSFERENCIAS	8,380,318.00	289,974.00	8,670,292.00	8,670,291.10	0.90	8,670,291.10	100.00	0.90	8,670,291.10	0.0	8,670,291.10	0.00	100.00
	Total Fuente:			10	986,787,295.00	-19,210,026.00	967,577,269.00	957,415,811.61	10,161,457.39	939,940,829.67	1,662.26	27,636,439.33	913,766,369.72	26,174,459.95	910,270,123.15	3,496,246.57	1,678.42
	Total Dependencia:			01	986,787,295.00	-19,210,026.00	967,577,269.00	957,415,811.61	10,161,457.39	939,940,829.67	1,662.26	27,636,439.33	913,766,369.72	26,174,459.95	910,270,123.15	3,496,246.5	1,678.42
	Total Capitulo :			0216	986,787,295.00	-19,210,026.00	967,577,269.00	957,415,811.61	10,161,457.39	939,940,829.67	1,662.26	27,636,439.33	913,766,369.72	26,174,459.95	910,270,123.15	3,496,246.57	1,678.42
	Total:				986,787,295.00	-19,210,026.00	967,577,269.00	957,415,811.61	10,161,457.39	939,940,829.67	1,662.26	27,636,439.33	913,766,369.72	26,174,459.95	910,270,123.15	3,496,246.57	1,678.42

Sistema Integrado de Gestión Financiera

Periodo: 2007

REPORTE DE EJECUCION DEL GASTO POR CAPITULO Y PROGRAMAS

Cap: 0217 Fec.Inicial: 01/01/2007 Fec.Final: 30/04/2008

Capitulo 0217
Dependencia 01
Fuente Financ 10

Prog	Sub	Pry	Act	Descripcion 1	Apropiacion Original 2	Modificaciones 3	Apropiación Vigente 4	Previsión de la Apropiación 5	Disponible 6	Compromiso 7	% Compromiso 8	Apropiación Disponible 9	Devengado 10	Compromiso No Devengado 11	Pagado 12	Devengado No Pagado 13	Por Pagar 14
01	00	00		ACTIVIDADES CENTRALES	87,928,013.00	21,819,085.65	109,747,098.65	108,507,078.65	1,240,020.00	108,217,078.65	299.22	1,530,020.00	107,417,138.80	799,939.85	83,037,805.51	24,379,333.29	258.82
			0003	PLANIFICACION	6,045,775.00	-319,641.67	5,726,133.33	5,726,133.33	0.00	5,726,133.33	100.00	0.00	5,726,133.33	0.0	5,726,133.33	0.00	100.00
			0002	ADMINISTRACION Y FINANZAS	37,621,276.00	-71,841.41	37,549,434.59	36,977,467.73	571,966.86	36,687,467.73	99.22	861,966.86	36,056,694.91	630,772.8	32,829,242.21	3,227,452.70	91.05
			0001	DIRECCION SUPERIOR	44,260,962.00	22,210,568.73	66,471,530.73	65,803,477.59	668,053.14	65,803,477.59	100.00	668,053.14	65,634,310.56	169,167.0	44,482,429.97	21,151,880.59	67.77
11	00	00		SERVICIOS DE DESARROLLO JUVENIL	33,037,456.00	0.00	33,037,456.00	32,820,306.19	217,149.81	32,820,306.19	200.00	217,149.81	32,820,306.19	0.00	32,820,306.19	0.00	200.00
			0003	FOMENTO INTEGRAL JUVENIL	3,315,675.00	-366,050.00	2,949,625.00	2,949,624.57	0.43	2,949,624.57	100.00	0.43	2,949,624.57	0.0	2,949,624.57	0.00	100.00
			0004	EXTENSIONES REGIONALES	29,721,781.00	366,050.00	30,087,831.00	29,870,681.62	217,149.38	29,870,681.62	100.00	217,149.38	29,870,681.62	0.0	29,870,681.62	0.00	100.00
12	00	00		SERVICIOS DE BIENESTAL ESTUDIANTIL	1,380,948.00	0.00	1,380,948.00	1,240,000.00	140,948.00	1,160,000.00	93.55	220,948.00	1,112,524.50	47,475.50	1,112,524.50	0.00	100.00
			0001	FOMENTO DE BIENESTAL ESTUDIANTIL	1,380,948.00	0.00	1,380,948.00	1,240,000.00	140,948.00	1,160,000.00	93.55	220,948.00	1,112,524.50	47,475.5	1,112,524.50	0.00	100.00
98	00	00		ADMINISTRACION DE CONTRIBUCIONES ESPECIALES	67,967,863.00	13,180,914.35	81,148,777.35	80,618,960.16	529,817.19	80,618,960.16	100.00	529,817.19	80,525,010.16	93,950.00	67,309,408.28	13,215,601.88	83.59
			0000	ADMINISTRACION DE CONTRIBUCIONES ESPECIALES	67,967,863.00	13,180,914.35	81,148,777.35	80,618,960.16	529,817.19	80,618,960.16	100.00	529,817.19	80,525,010.16	93,950.0	67,309,408.28	13,215,601.86	83.59
	Total Fuente:			10	190,314,280.00	35,000,000.00	225,314,280.00	223,186,345.00	2,127,935.00	222,816,345.00	692.76	2,497,935.00	221,874,979.65	941,365.35	184,280,044.48	37,594,935.17	642.41
	Total Dependencia:			01	190,314,280.00	35,000,000.00	225,314,280.00	223,186,345.00	2,127,935.00	222,816,345.00	692.76	2,497,935.00	221,874,979.65	941,365.35	184,280,044.48	37,594,935.	642.41
	Total Capitulo :			0217	190,314,280.00	35,000,000.00	225,314,280.00	223,186,345.00	2,127,935.00	222,816,345.00	692.76	2,497,935.00	221,874,979.65	941,365.35	184,280,044.48	37,594,935.17	642.41
	Total:				190,314,280.00	35,000,000.00	225,314,280.00	223,186,345.00	2,127,935.00	222,816,345.00	692.76	2,497,935.00	221,874,979.65	941,365.35	184,280,044.48	37,594,935.17	642.41

Sistema Integrado de Gestión Financiera

Periodo: 2007

REPORTE DE EJECUCION DEL GASTO POR CAPITULO Y PROGRAMAS

Cap: 0218 Fec.Inicial: 01/01/2007 Fec.Final: 30/04/2008

Capitulo 0218
Dependencia 01
Fuente Financ 10

Prog	Sub Pry	Act	Descripcion 1	Apropiacion Original 2	Modificaciones 3	Apropiación Vigente 4	Previsión de la Apropiación 5	Disponible 6	Compromiso 7	% Compromiso 8	Apropiación Disponible 9	Devengado 10	Compromiso No Devengado 11	Pagado 12	Devengado No Pagado 13	Por Pagar 14
01	00	00	ACTIVIDADES CENTRALES	238,789,511.00	-4,906,400.00	233,883,111.00	215,598,242.15	18,284,868.85	214,692,073.82	698.50	19,191,037.18	213,596,369.06	1,095,704.76	186,103,058.79	27,493,310.27	582.44
		0001	DIRECCION Y COORDINACION	65,464,953.00	-8,496,900.00	56,968,053.00	55,266,149.87	1,701,903.13	54,760,896.58	99.09	2,207,156.42	54,733,035.75	27,860.8	49,920,729.43	4,812,306.36	91.21
		0006	SERV. PROT. AMB. Y DEFENSA MEDIO AMB. REC. NAT.	28,873,130.00	0.00	28,873,130.00	21,588,531.44	7,284,598.56	21,544,467.44	99.80	7,328,662.56	21,083,080.35	461,387.1	18,179,759.36	2,903,320.97	86.23
		0005	NORMAS AMBIENTALES	4,439,900.00	6,521,500.00	10,961,400.00	10,646,563.08	314,836.92	10,646,563.08	100.00	314,836.92	10,639,568.20	6,994.9	3,105,626.55	7,533,941.65	29.19
		0003	PLANIFICACION Y PROGRAMACION SECTORIAL	10,552,912.00	-1,249,850.00	9,303,062.00	8,326,297.90	976,764.10	8,326,297.90	100.00	976,764.10	8,326,297.90	0.0	7,794,348.63	531,949.27	93.61
		0007	SERVICIOS DE COORD. DEL GABINETE DEL MED. AMB. Y DI	7,954,678.00	-606,400.00	7,348,278.00	4,362,067.45	2,986,210.55	4,362,067.45	100.00	2,986,210.55	4,362,067.45	0.0	4,362,067.45	0.00	100.00
		0004	EDUCACION E INFORMACION AMBIENTAL	24,673,661.00	-2,592,600.00	22,081,061.00	20,755,122.47	1,325,938.53	20,755,122.47	100.00	1,325,938.53	20,755,122.47	0.0	19,342,592.29	1,412,530.18	93.19
		0002	GESTION ADMINISTRATIVA Y FINANCIERA	96,830,277.00	1,517,850.00	98,348,127.00	94,653,509.94	3,694,617.06	94,296,658.90	99.62	4,051,468.10	93,697,196.90	599,462.0	83,397,935.06	10,299,261.84	89.01
02	00	11	PROYECTO CENTRAL	36,400,000.00	-34,344,770.00	2,055,230.00	0.00	2,055,230.00	0.00	0.00	2,055,230.00	0.00	0.00	0.00	0.00	0.00
		0001	INSTALACION DE SIETE GERENCIAS AMBIENTALES A NIVEL	36,400,000.00	-34,344,770.00	2,055,230.00	0.00	2,055,230.00	0.00	0.00	2,055,230.00	0.00	0.00	0.00	0.00	0.00
11	00	00	CONSERVACION DE LAS AREAS PROTEGIDAS Y LA BIODIV	91,290,256.00	-1,830,000.00	89,460,256.00	85,663,997.50	3,796,258.50	85,318,493.50	298.93	4,141,762.50	85,302,485.50	16,008.00	83,503,103.03	1,799,382.47	294.59
		0002	GESTION SOSTENIBLE DE AREAS PROTEGIDAS	50,110,223.00	-4,276,750.00	45,833,473.00	44,839,158.13	994,314.87	44,798,758.13	99.91	1,034,714.87	44,798,758.13	0.0	44,237,839.04	560,919.09	98.75
		0003	GESTION DEL USO Y TRASIEGO DE ESPECIES DE FLORA Y	12,193,444.00	-1,785,350.00	10,408,094.00	9,551,250.92	856,843.08	9,551,250.92	100.00	856,843.08	9,551,250.92	0.0	9,529,723.70	21,527.22	99.77
		0001	COORDINACION Y GESTION ADMINISTRATIVA	28,986,589.00	4,232,100.00	33,218,689.00	31,273,588.45	1,945,100.55	30,968,484.45	99.02	2,250,204.55	30,952,476.45	16,008.0	29,735,540.29	1,216,936.16	96.07
11	00	12	CONSERVACION DE LAS AREAS PROTEGIDAS Y LA BIODIV	32,700,000.00	-4,000,000.00	28,700,000.00	28,700,000.00	0.00	28,700,000.00	100.00	0.00	28,700,000.00	0.00	28,700,000.00	0.00	100.00
		0001	GEST. DE LAGO ENRIQ. HUMEDAD DE IMP. INTERN. CONV.	32,700,000.00	-4,000,000.00	28,700,000.00	28,700,000.00	0.00	28,700,000.00	100.00	0.00	28,700,000.00	0.0	28,700,000.00	0.00	100.00
11	00	18	CONSERVACION DE LAS AREAS PROTEGIDAS Y LA BIODIV	35,000,000.00	0.00	35,000,000.00	35,000,000.00	0.00	35,000,000.00	100.00	0.00	35,000,000.00	0.00	35,000,000.00	0.00	100.00
		0001	PLAN DE COMPENSACION A DESALOJADOS DEL PARQUE N	35,000,000.00	0.00	35,000,000.00	35,000,000.00	0.00	35,000,000.00	100.00	0.00	35,000,000.00	0.0	35,000,000.00	0.00	100.00
11	00	19	CONSERVACION DE LAS AREAS PROTEGIDAS Y LA BIODIV	5,847,500.00	0.00	5,847,500.00	5,505,624.99	341,875.01	5,505,624.99	100.00	341,875.01	5,505,624.99	0.00	5,505,624.99	0.00	100.00
		0001	PROYECTO ARAUCARIA XXI ENRIQUILLO	5,847,500.00	0.00	5,847,500.00	5,505,624.99	341,875.01	5,505,624.99	100.00	341,875.01	5,505,624.99	0.0	5,505,624.99	0.00	100.00
11	00	20	CONSERVACION DE LAS AREAS PROTEGIDAS Y LA BIODIV	3,000,000.00	-1,200,000.00	1,800,000.00	1,800,000.00	0.00	1,800,000.00	100.00	0.00	1,800,000.00	0.00	1,800,000.00	0.00	100.00
		0001	ESTUDIO PLAN ESTRATEGICO NAC. PARA EL DESARROLLC	3,000,000.00	-1,200,000.00	1,800,000.00	1,800,000.00	0.00	1,800,000.00	100.00	0.00	1,800,000.00	0.0	1,800,000.00	0.00	100.00
12	01	00	MANEJO SOSTENIBLE DE LOS RECURSOS NATURALES	289,057,310.00	-5,872,872.00	283,184,438.00	280,843,516.33	2,340,921.67	280,524,688.33	399.46	2,659,749.67	280,510,221.96	14,466.37	266,127,830.03	14,382,391.93	379.04
		0003	REFORESTACION Y MANEJO DE BOSQUES	75,120,571.00	3,389,750.00	78,510,321.00	78,107,562.60	402,758.40	78,107,562.60	100.00	402,758.40	78,107,562.60	0.0	75,947,238.39	2,160,324.21	97.23
		0002	PROTECCION FORESTAL	128,441,523.00	2,816,800.00	131,258,323.00	130,753,043.39	505,279.61	130,753,043.39	100.00	505,279.61	130,753,043.39	0.0	122,624,749.19	8,128,294.20	93.78
		0001	COORDINACION Y GESTION ADMINISTRATIVA	58,625,896.00	1,871,068.00	60,496,964.00	59,188,782.56	1,308,181.44	58,869,954.56	99.46	1,627,009.44	58,855,488.19	14,466.4	55,582,400.90	3,273,087.29	94.44
		0004	FORMACION TECNICA FORESTAL	26,869,320.00	-13,950,490.00	12,918,830.00	12,794,127.78	124,702.22	12,794,127.78	100.00	124,702.22	12,794,127.78	0.0	11,973,441.55	820,686.23	93.59
12	01	11	MANEJO SOSTENIBLE DE LOS RECURSOS NATURALES	14,150,000.00	0.00	14,150,000.00	14,150,000.00	0.00	14,150,000.00	100.00	0.00	14,150,000.00	0.00	14,150,000.00	0.00	100.00
		0001	MANEJO DE LOS REC. NAT. D/L CUENCA ALTA DEL RIO YAC	14,150,000.00	0.00	14,150,000.00	14,150,000.00	0.00	14,150,000.00	100.00	0.00	14,150,000.00	0.0	14,150,000.00	0.00	100.00
12	01	13	MANEJO SOSTENIBLE DE LOS RECURSOS NATURALES	2,100,000.00	-336,000.00	1,764,000.00	1,764,000.00	0.00	1,764,000.00	100.00	0.00	1,764,000.00	0.00	1,764,000.00	0.00	100.00
		0003	REF., PROT.,CONTRAINCENDIOS Y ESTAB.DE ROD.S DE PI	2,100,000.00	-336,000.00	1,764,000.00	1,764,000.00	0.00	1,764,000.00	100.00	0.00	1,764,000.00	0.0	1,764,000.00	0.00	100.00
12	02	00	MANEJO SOSTENIBLE DE LOS RECURSOS NATURALES	67,364,119.00	-3,955,921.00	63,408,198.00	60,168,071.46	3,240,126.54	60,168,071.46	300.00	3,240,126.54	60,153,071.46	15,000.00	56,252,950.13	3,900,121.33	280.23
		0003	REGULACION Y CONTROL DE LA EXPLOTACION DE AGREG	19,904,369.00	-1,660,715.00	18,243,654.00	17,795,789.20	447,864.80	17,795,789.20	100.00	447,864.80	17,795,789.20	0.0	16,634,093.90	1,161,695.30	93.47
		0001	COORDINACION Y GESTION ADMINISTRATIVA	17,903,671.00	214,022.00	18,117,693.00	15,835,165.50	2,282,527.50	15,835,165.50	100.00	2,282,527.50	15,835,165.50	0.0	14,687,946.53	1,147,218.97	92.76
		0002	MANEJO SOSTENIBLE DE LAS CUENCAS	29,556,079.00	-2,509,228.00	27,046,851.00	26,537,116.76	509,734.24	26,537,116.76	100.00	509,734.24	26,522,116.76	15,000.0	24,930,909.70	1,591,207.06	94.00
12	02	11	MANEJO SOSTENIBLE DE LOS RECURSOS NATURALES	1,750,000.00	0.00	1,750,000.00	1,750,000.00	0.00	1,750,000.00	100.00	0.00	1,750,000.00	0.00	1,750,000.00	0.00	100.00
		0001	LUCHA CONTRA LA DESERTIFICACION Y LA SEQUIA	1,750,000.00	0.00	1,750,000.00	1,750,000.00	0.00	1,750,000.00	100.00	0.00	1,750,000.00	0.0	1,750,000.00	0.00	100.00
12	02	12	MANEJO SOSTENIBLE DE LOS RECURSOS NATURALES	27,690,233.00	0.00	27,690,233.00	18,718,090.58	8,972,142.42	18,676,090.58	99.78	9,014,142.42	18,676,090.58	0.00	18,676,090.58	0.00	100.00
		0001	FORT. DE LAS APAC. LOCALES EN GESTION AMB. (FOGAP-	27,690,233.00	0.00	27,690,233.00	18,718,090.58	8,972,142.42	18,676,090.58	99.78	9,014,142.42	18,676,090.58	0.0	18,676,090.58	0.00	100.00
12	02	23	MANEJO SOSTENIBLE DE LOS RECURSOS NATURALES	1,200,000.00	-790,000.00	410,000.00	408,000.00	2,000.00	408,000.00	100.00	2,000.00	408,000.00	0.00	408,000.00	0.00	100.00
		0002	DISEÑO DE SISTEMAS DE GESTION AMBIENTAL MUNICIPA	1,200,000.00	-790,000.00	410,000.00	408,000.00	2,000.00	408,000.00	100.00	2,000.00	408,000.00	0.0	408,000.00	0.00	100.00
12	02	26	MANEJO SOSTENIBLE DE LOS RECURSOS NATURALES	2,600,000.00	0.00	2,600,000.00	2,600,000.00	0.00	2,600,000.00	100.00	0.00	2,600,000.00	0.00	2,600,000.00	0.00	100.00
		0051	RECUPERACION AMBIENTAL DE LA LAGUNA DE BAVARO	2,600,000.00	0.00	2,600,000.00	2,600,000.00	0.00	2,600,000.00	100.00	0.00	2,600,000.00	0.0	2,600,000.00	0.00	100.00
12	03	00	MANEJO SOSTENIBLE DE LOS RECURSOS NATURALES	47,515,361.00	-4,975,575.00	42,539,786.00	40,521,849.58	2,017,936.42	40,521,849.58	300.00	2,017,936.42	40,397,567.18	124,282.40	37,999,676.76	2,397,890.42	282.95
		0003	GESTION DE RECURSOS PESQUEROS	14,534,932.00	6,529,800.00	21,064,732.00	20,736,042.44	328,689.56	20,736,042.44	100.00	328,689.56	20,736,042.44	0.0	19,340,698.41	1,395,344.03	93.27
		0001	COORDINACION Y GESTION ADMINISTRATIVA	16,668,447.00	-2,012,975.00	14,655,472.00	13,268,946.89	1,386,525.11	13,268,946.89	100.00	1,386,525.11	13,144,664.49	124,282.4	12,490,684.12	653,980.37	95.02
		0002	ORDENAMIENTO DEL USO DE LOS RECURSOS COSTEROS	16,311,982.00	-9,492,400.00	6,819,582.00	6,516,860.25	302,721.75	6,516,860.25	100.00	302,721.75	6,516,860.25	0.0	6,168,294.23	348,566.02	94.65
13	00	00	PROTECCION DE LA CALIDAD AMBIENTAL	61,193,015.00	-8,880,000.00	52,313,015.00	49,962,965.99	2,350,049.01	49,013,775.73	396.50	3,299,239.27	49,013,775.73	0.00	47,976,168.67	1,037,607.06	393.81
		0004	EVALUACION AMBIENTAL	14,439,802.00	-5,501,062.00	8,938,740.00	8,420,435.84	518,304.16	8,420,435.84	100.00	518,304.16	8,420,435.84	0.0	8,382,353.04	38,082.80	99.55
		0003	PREVENCION DE DESASTRES Y DAÑOS AMBIENTALES	9,454,772.00	-823,830.00	8,630,942.00	8,340,909.46	290,032.54	8,340,909.46	100.00	290,032.54	8,340,909.46	0.0	8,179,117.89	161,791.57	98.06
		0001	COORDINACION Y GESTION ADMINISTRATIVA	30,282,306.00	-1,846,599.00	28,435,707.00	27,148,649.28	1,287,057.72	26,199,459.02	96.50	2,236,247.98	26,199,459.02	0.0	25,409,045.85	790,413.17	96.98
		0002	CONTROL DE LA CONTAMINACION	7,016,135.00	-708,509.00	6,307,626.00	6,052,971.41	254,654.59	6,052,971.41	100.00	254,654.59	6,052,971.41	0.0	6,005,651.89	47,319.52	99.22
98	00	00	ADMINISTRACION DE CONTRIBUCIONES ESPECIALES	28,513,809.00	0.00	28,513,809.00	27,932,163.48	581,645.52	27,932,163.48	100.00	581,645.52	27,932,163.48	0.00	27,932,163.48	0.00	100.00
		0000	ADMINITRACION DE CONTRIBUCIONES ESPECIALES	28,513,809.00	0.00	28,513,809.00	27,932,163.48	581,645.52	27,932,163.48	100.00	581,645.52	27,932,163.48	0.0	27,932,163.48	0.00	100.00
99	00	00	ADM. DE ACTIVOS, PASIVOS Y TRANSFERENCIAS	1,265,307,284.00	277,153,093.96	1,542,460,377.96	1,542,460,376.67	1.29	1,542,460,376.67	100.00	1.29	1,542,460,376.67	0.00	1,528,795,165.14	13,665,211.53	99.11
		0000	ADMINISTRACION DE ACTIVOS, PASIVOS Y TRANSFERENC	1,265,307,284.00	277,153,093.96	1,542,460,377.96	1,542,460,376.67	1.29	1,542,460,376.67	100.00	1.29	1,542,460,376.67	0.0	1,528,795,165.14	13,665,211.53	99.11

Sistema Integrado de Gestión Financiera

Periodo: 2007

REPORTE DE EJECUCION DEL GASTO POR CAPITULO Y PROGRAMAS

Cap: 0218 Fec.Inicial: 01/01/2007 Fec.Final: 30/04/2008

Capitulo 0218
Dependencia 01
Fuente Financ 10

ProgSub Pry Act	Descripcion 1	Apropiación Original 2	Modificaciones 3	Apropiación Vigente 4	Previsión de la Apropiación 5	Disponible 6	Compromiso 7	% Compromiso 8	Apropiación Disponible 9	Devengado 10	Compromiso No Devengado 11	Pagado 12	Devengado No Pagado 13	Por Pagar 14
Total Fuente: 10		2,251,468,398.00	206,061,555.96	2,457,529,953.96	2,413,546,898.73	43,983,055.23	2,410,985,208.14	3,593.18	46,544,745.82	2,409,719,746.61	1,265,461.53	2,345,043,831.60	64,675,915.01	3,412.17

Fuente Financ 60

ProgSub Pry Act	Descripcion 1	Apropiación Original 2	Modificaciones 3	Apropiación Vigente 4	Previsión de la Apropiación 5	Disponible 6	Compromiso 7	% Compromiso 8	Apropiación Disponible 9	Devengado 10	Compromiso No Devengado 11	Pagado 12	Devengado No Pagado 13	Por Pagar 14
99 00 00	ADM. DE ACTIVOS, PASIVOS Y TRANSFERENCIAS	393,683,441.00	116,923,458.13	510,606,899.13	510,606,899.10	0.03	510,606,899.10	100.00	0.03	510,606,899.10	0.00	510,606,899.10	0.00	100.00
0000	ADMINISTRACION DE ACTIVOS, PASIVOS Y TRANSFERENC	393,683,441.00	116,923,458.13	510,606,899.13	510,606,899.10	0.03	510,606,899.10	100.00	0.03	510,606,899.10	0.0	510,606,899.10	0.00	100.00
Total Fuente: 60		393,683,441.00	116,923,458.13	510,606,899.13	510,606,899.10	0.03	510,606,899.10	100.00	0.03	510,606,899.10	0.00	510,606,899.10	0.00	100.00

Fuente Financ 70

ProgSub Pry Act	Descripcion 1	Apropiación Original 2	Modificaciones 3	Apropiación Vigente 4	Previsión de la Apropiación 5	Disponible 6	Compromiso 7	% Compromiso 8	Apropiación Disponible 9	Devengado 10	Compromiso No Devengado 11	Pagado 12	Devengado No Pagado 13	Por Pagar 14
11 00 00	CONSERVACION DE LAS AREAS PROTEGIDAS Y LA BIODIV	0.00	188,809.82	188,809.82	188,360.51	449.31	188,360.51	100.00	449.31	188,360.51	0.00	188,360.51	0.00	100.00
0001	COORDINACION Y GESTION ADMINISTRATIVA	0.00	188,809.82	188,809.82	188,360.51	449.31	188,360.51	100.00	449.31	188,360.51	0.0	188,360.51	0.00	100.00
11 00 12	CONSERVACION DE LAS AREAS PROTEGIDAS Y LA BIODIV	0.00	9,488,387.90	9,488,387.90	9,488,250.42	137.48	9,488,250.42	100.00	137.48	9,488,250.42	0.00	9,488,250.42	0.00	100.00
0001	GEST. DE LAGO ENRIQ. HUMEDAD DE IMP. INTERN. CONV.	0.00	9,488,387.90	9,488,387.90	9,488,250.42	137.48	9,488,250.42	100.00	137.48	9,488,250.42	0.0	9,488,250.42	0.00	100.00
11 00 19	CONSERVACION DE LAS AREAS PROTEGIDAS Y LA BIODIV	23,458,018.00	-12,238,053.67	11,219,964.33	0.00	11,219,964.33	0.00	0.00	11,219,964.33	0.00	0.00	0.00	0.00	0.00
0001	PROYECTO ARAUCARIA XXI ENRIQUILLO	23,458,018.00	-12,238,053.67	11,219,964.33	0.00	11,219,964.33	0.00	0.00	11,219,964.33	0.00	0.0	0.00	0.00	0.00
11 00 20	CONSERVACION DE LAS AREAS PROTEGIDAS Y LA BIODIV	49,500,000.00	0.00	49,500,000.00		49,500,000.00			49,500,000.00		0.00		0.00	
0001	ESTUDIO PLAN ESTRATEGICO NAC. PARA EL DESARROLLO	49,500,000.00	0.00	49,500,000.00		49,500,000.00			49,500,000.00		0.0		0.00	
12 01 11	MANEJO SOSTENIBLE DE LOS RECURSOS NATURALES	199,871,511.00	2,830.73	199,874,341.73	52,852,952.53	147,021,389.20	52,852,952.53	100.00	147,021,389.20	52,852,952.53	0.00	52,852,952.53	0.00	100.00
0001	MANEJO DE LOS REC. NAT. D/L CUENCA ALTA DEL RIO YAC	199,871,511.00	2,830.73	199,874,341.73	52,852,952.53	147,021,389.20	52,852,952.53	100.00	147,021,389.20	52,852,952.53	0.0	52,852,952.53	0.00	100.00
12 02 00	MANEJO SOSTENIBLE DE LOS RECURSOS NATURALES	0.00	467,257.70	467,257.70	467,257.00	0.70	467,257.00	100.00	0.70	467,257.00	0.00	467,257.00	0.00	100.00
0001	COORDINACION Y GESTION ADMINISTRATIVA	0.00	467,257.70	467,257.70	467,257.00	0.70	467,257.00	100.00	0.70	467,257.00	0.0	467,257.00	0.00	100.00
12 02 12	MANEJO SOSTENIBLE DE LOS RECURSOS NATURALES	0.00	908,384.18	908,384.18	908,384.18	0.00	908,384.18	100.00	0.00	908,384.18	0.00	908,384.18	0.00	100.00
0001	FORT. DE LAS APAC. LOCALES EN GESTION AMB. (FOGAP-	0.00	908,384.18	908,384.18	908,384.18	0.00	908,384.18	100.00	0.00	908,384.18	0.0	908,384.18	0.00	100.00
12 03 00	MANEJO SOSTENIBLE DE LOS RECURSOS NATURALES	0.00	8,614.42	8,614.42	550.00	8,064.42	550.00	100.00	8,064.42	550.00	0.00	550.00	0.00	100.00
0001	COORDINACION Y GESTION ADMINISTRATIVA	0.00	8,614.42	8,614.42	550.00	8,064.42	550.00	100.00	8,064.42	550.00	0.0	550.00	0.00	100.00
13 00 11	PROTECCION DE LA CALIDAD AMBIENTAL	0.00	1,173,768.92	1,173,768.92	1,173,768.92	0.00	1,173,768.92	100.00	0.00	1,173,768.92	0.00	1,173,768.92	0.00	100.00
0001	MANEJO SEGURO DE SUSTANCIAS PELIGROSAS	0.00	1,173,768.92	1,173,768.92	1,173,768.92	0.00	1,173,768.92	100.00	0.00	1,173,768.92	0.0	1,173,768.92	0.00	100.00
Total Fuente: 70		272,829,529.00	0.00	272,829,529.00	65,079,523.56	207,750,005.44	65,079,523.56	700.00	207,750,005.44	65,079,523.56	0.00	65,079,523.56	0.00	700.00
Total Dependencia: 01		2,917,981,368.00	322,985,014.09	3,240,966,382.09	2,989,233,321.39	251,733,060.70	2,986,671,630.80	4,393.18	254,294,751.29	2,985,406,169.27	1,265,461.53	2,920,730,254.26	64,675,915.	4,212.17
Total Capitulo : 0218		2,917,981,368.00	322,985,014.09	3,240,966,382.09	2,989,233,321.39	251,733,060.70	2,986,671,630.80	4,393.18	254,294,751.29	2,985,406,169.27	1,265,461.53	2,920,730,254.26	64,675,915.01	4,212.17
Total:		2,917,981,368.00	322,985,014.09	3,240,966,382.09	2,989,233,321.39	251,733,060.70	2,986,671,630.80	4,393.18	254,294,751.29	2,985,406,169.27	1,265,461.53	2,920,730,254.26	64,675,915.01	4,212.17

Sistema Integrado de Gestión Financiera

Periodo: 2007

REPORTE DE EJECUCION DEL GASTO POR CAPITULO Y PROGRAMAS

Cap: 0219 Fec.Inicial: 01/01/2007 Fec.Final: 30/04/2008

Capitulo 0219
Dependencia 01
Fuente Financ 10

Prog	Sub Pry	Act	Descripcion 1	Apropiacion Original 2	Modificaciones 3	Apropiación Vigente 4	Previsión de la Apropiación 5	Disponible 6	Compromiso 7	% Compromiso 8	Apropiación Disponible 9	Devengado 10	Compromiso No Devengado 11	Pagado 12	Devengado No Pagado 13	Por Pagar 14
01	00	00	ACTIVIDADES CENTRALES	430,111,912.00	-8,008,312.00	422,103,600.00	408,500,477.56	13,603,122.44	405,948,856.83	199.29	16,154,743.17	405,126,692.26	822,164.57	380,565,225.02	24,561,467.24	168.69
		0002	GESTIÓN ADMINISTRATIVA Y FINANCIERA	37,835,275.00	12,217,083.53	50,052,358.53	47,213,818.64	2,838,539.89	47,213,818.64	100.00	2,838,539.89	47,177,018.64	36,800.0	33,889,839.90	13,287,178.74	71.84
		0001	DIRECCIÓN Y COORDINACIÓN	392,276,637.00	-20,225,395.53	372,051,241.47	361,286,658.92	10,764,582.55	358,735,038.19	99.29	13,316,203.28	357,949,673.62	785,364.6	346,675,385.12	11,274,288.50	96.85
11	00	00	SERVICIOS DE EDUCACION SUPERIOR	72,909,735.00	-2,530,217.00	70,379,518.00	66,076,008.47	4,303,509.53	66,076,008.47	500.00	4,303,509.53	66,076,008.47	0.00	63,674,955.47	2,401,053.00	296.41
		0001	DIRECCIÓN Y COORDINACIÓN TÉCNICA	60,567,769.00	8,502,133.00	69,069,902.00	64,940,460.49	4,129,441.51	64,940,460.49	100.00	4,129,441.51	64,940,460.49	0.0	62,953,296.49	1,987,164.00	96.94
		0003	ASUNTOS ESTUDIANTILES	7,404,678.00	-7,284,678.00	120,000.00	120,000.00	0.00	120,000.00	100.00	0.00	120,000.00	0.0	0.00	120,000.00	0.00
		0002	ADMISIÓN, REGISTRO Y CONTROLES ACADÉMICOS	2,457,064.00	-2,057,231.00	399,833.00	247,000.00	152,833.00	247,000.00	100.00	152,833.00	247,000.00	0.0	47,000.00	200,000.00	19.03
		0005	ENTRENAMIENTO Y ACTUALIZACIÓN	1,942,484.00	-1,653,936.00	288,548.00	288,547.98	0.02	288,547.98	100.00	0.02	288,547.98	0.0	288,547.98	0.00	100.00
		0004	REGUL., SUPERV., CONTROL Y EVAL. DE LA EDUC. SUPERI	537,740.00	-36,505.00	501,235.00	480,000.00	21,235.00	480,000.00	100.00	21,235.00	480,000.00	0.0	386,111.00	93,889.00	80.44
12	00	00	SERVICIOS DE CIENCIA Y TECNOLOGIA	17,779,143.00	-738,249.00	17,040,894.00	13,380,866.02	3,660,027.98	13,380,866.02	200.00	3,660,027.98	13,380,866.02	0.00	11,694,502.54	1,686,363.48	177.59
		0004	COOPERACIÓN INTERNACIONAL	3,192,904.00	-912,875.00	2,280,029.00	1,426,809.53	853,219.47	1,426,809.53	100.00	853,219.47	1,426,809.53	0.0	1,292,321.05	134,488.48	90.57
		0003	VINCULACIÓN Y TRANSFERENCIA TECNOLÓGICA	500,000.00	0.00	500,000.00		500,000.00			500,000.00		0.0		0.00	
		0002	FOMENTO DE LA CIENCIA Y TECNOLOGÍA	29,000.00	0.00	29,000.00		29,000.00			29,000.00		0.0		0.00	
		0001	DIRECCIÓN Y COORDINACIÓN TECNICA	14,057,239.00	174,626.00	14,231,865.00	11,954,056.49	2,277,808.51	11,954,056.49	100.00	2,277,808.51	11,954,056.49	0.0	10,402,181.49	1,551,875.00	87.02
98	00	00	ADMINISTRACION DE CONTRIBUCIONES ESPECIALES	703,666,060.00	101,000,000.00	804,666,060.00	804,272,288.51	393,771.49	804,272,288.51	100.00	393,771.49	804,272,288.51	0.00	802,122,288.51	2,150,000.00	99.73
		0000	ADMINISTRACIÓN DE CONTRIBUCIONES ESPECIALES	703,666,060.00	101,000,000.00	804,666,060.00	804,272,288.51	393,771.49	804,272,288.51	100.00	393,771.49	804,272,288.51	0.0	802,122,288.51	2,150,000.00	99.73
99	00	00	ADM. DE ACTIVOS, PASIVOS Y TRANSFERENCIAS	2,289,164,591.00	346,979,211.00	2,636,143,802.00	2,634,951,395.28	1,192,406.72	2,634,951,395.28	100.00	1,192,406.72	2,634,951,395.28	0.00	2,634,951,395.28	0.00	100.00
		0000	ADM. DE TRANSFERENCIAS, PASIVOS Y ACTIVOS FINANCIE	2,289,164,591.00	346,979,211.00	2,636,143,802.00	2,634,951,395.28	1,192,406.72	2,634,951,395.28	100.00	1,192,406.72	2,634,951,395.28	0.0	2,634,951,395.28	0.00	100.00
	Total Fuente:		10	3,513,631,441.00	436,702,433.00	3,950,333,874.00	3,927,181,035.84	23,152,838.16	3,924,629,415.11	1,099.29	25,704,458.89	3,923,807,250.54	822,164.57	3,893,008,366.82	30,798,883.72	842.42

Fuente Financ 60

Prog	Sub Pry	Act	Descripcion 1	Apropiacion Original 2	Modificaciones 3	Apropiación Vigente 4	Previsión de la Apropiación 5	Disponible 6	Compromiso 7	% Compromiso 8	Apropiación Disponible 9	Devengado 10	Compromiso No Devengado 11	Pagado 12	Devengado No Pagado 13	Por Pagar 14
99	00	00	ADM. DE ACTIVOS, PASIVOS Y TRANSFERENCIAS	184,235,380.00	203,448,666.09	387,684,046.09	387,684,046.09	0.00	387,684,046.09	100.00	0.00	387,684,046.09	0.00	387,684,046.09	0.00	100.00
		0000	ADM. DE TRANSFERENCIAS, PASIVOS Y ACTIVOS FINANCIE	184,235,380.00	203,448,666.09	387,684,046.09	387,684,046.09	0.00	387,684,046.09	100.00	0.00	387,684,046.09	0.0	387,684,046.09	0.00	100.00
	Total Fuente:		60	184,235,380.00	203,448,666.09	387,684,046.09	387,684,046.09	0.00	387,684,046.09	100.00	0.00	387,684,046.09	0.00	387,684,046.09	0.00	100.00

Fuente Financ 70

Prog	Sub Pry	Act	Descripcion 1	Apropiacion Original 2	Modificaciones 3	Apropiación Vigente 4	Previsión de la Apropiación 5	Disponible 6	Compromiso 7	% Compromiso 8	Apropiación Disponible 9	Devengado 10	Compromiso No Devengado 11	Pagado 12	Devengado No Pagado 13	Por Pagar 14
12	00	00	SERVICIOS DE CIENCIA Y TECNOLOGIA	0.00	33,250,000.00	33,250,000.00	26,469,506.89	6,780,493.11	26,469,506.89	100.00	6,780,493.11	26,469,506.89	0.00	26,469,506.89	0.00	100.00
		0005	SISTEMA NACIONAL DE INFORMACIÓN	0.00	33,250,000.00	33,250,000.00	26,469,506.89	6,780,493.11	26,469,506.89	100.00	6,780,493.11	26,469,506.89	0.0	26,469,506.89	0.00	100.00
	Total Fuente:		70	0.00	33,250,000.00	33,250,000.00	26,469,506.89	6,780,493.11	26,469,506.89	100.00	6,780,493.11	26,469,506.89	0.00	26,469,506.89	0.00	100.00
	Total Dependencia:		01	3,697,866,821.00	673,401,099.09	4,371,267,920.09	4,341,334,588.82	29,933,331.27	4,338,782,968.09	1,299.29	32,484,952.00	4,337,960,803.52	822,164.57	4,307,161,919.80	30,798,883.	1,042.42
	Total Capitulo :		0219	3,697,866,821.00	673,401,099.09	4,371,267,920.09	4,341,334,588.82	29,933,331.27	4,338,782,968.09	1,299.29	32,484,952.00	4,337,960,803.52	822,164.57	4,307,161,919.80	30,798,883.72	1,042.42
	Total:			3,697,866,821.00	673,401,099.09	4,371,267,920.09	4,341,334,588.82	29,933,331.27	4,338,782,968.09	1,299.29	32,484,952.00	4,337,960,803.52	822,164.57	4,307,161,919.80	30,798,883.72	1,042.42

Sistema Integrado de Gestión Financiera

Periodo: 2007

REPORTE DE EJECUCION DEL GASTO POR CAPITULO Y PROGRAMAS

Cap: 0301 Fec.Inicial: 01/01/2007 Fec.Final: 30/04/2008

Capitulo 0301
Dependencia 01
Fuente Financ 10

Prog	Sub Pry	Act	Descripcion 1	Apropiacion Original 2	Modificaciones 3	Apropiación Vigente 4	Previsión de la Apropiación 5	Disponible 6	Compromiso 7	% Compromiso 8	Apropiación Disponible 9	Devengado 10	Compromiso No Devengado 11	Pagado 12	Devengado No Pagado 13	Por Pagar 14
01	00	00	ACTIVIDADES CENTRALES	914,898,338.00	0.00	914,898,338.00	914,898,337.99	0.01	914,898,337.99	300.00	0.01	914,898,337.99	0.00	914,898,337.99	0.00	300.00
		0002	DIRECCION DE CARRERA JUDICIAL	297,158,949.00	0.00	297,158,949.00	297,158,948.99	0.01	297,158,948.99	100.00	0.01	297,158,948.99	0.0	297,158,948.99	0.00	100.00
		0001	DIRECCION SUPERIOR	470,582,165.00	0.00	470,582,165.00	470,582,165.00	0.00	470,582,165.00	100.00	0.00	470,582,165.00	0.0	470,582,165.00	0.00	100.00
		0003	DIRECCION TECNICA	147,157,224.00	0.00	147,157,224.00	147,157,224.00	0.00	147,157,224.00	100.00	0.00	147,157,224.00	0.0	147,157,224.00	0.00	100.00
11	00	00	ADMINISTRACION DE JUSTICIA	2,101,772,653.00	0.00	2,101,772,653.00	2,101,772,646.27	6.73	2,101,772,646.27	400.00	6.73	2,101,772,646.27	0.00	2,101,772,646.27	0.00	400.00
		0003	SERVICIOS DE CAPACITACION	120,148,589.00	0.00	120,148,589.00	120,148,589.00	0.00	120,148,589.00	100.00	0.00	120,148,589.00	0.0	120,148,589.00	0.00	100.00
		0001	SERVICIOS DE JUSTICIA	1,257,574,477.00	0.00	1,257,574,477.00	1,257,574,477.00	0.00	1,257,574,477.00	100.00	0.00	1,257,574,477.00	0.0	1,257,574,477.00	0.00	100.00
		0002	SERVICIOS DE SANEAMIENTO Y REGISTRO DE TITULOS	623,705,093.00	0.00	623,705,093.00	623,705,092.95	0.05	623,705,092.95	100.00	0.05	623,705,092.95	0.0	623,705,092.95	0.00	100.00
		0004	SERVICIOS DE DEFENSA JUDICIAL	100,344,494.00	0.00	100,344,494.00	100,344,487.32	6.68	100,344,487.32	100.00	6.68	100,344,487.32	0.0	100,344,487.32	0.00	100.00
98	00	00	ADMINISTRACION DE CONTRIBUCIONES ESPECIALES	105,944,376.00	0.00	105,944,376.00	105,944,376.00	0.00	105,944,376.00	100.00	0.00	105,944,376.00	0.00	105,944,376.00	0.00	100.00
		0000	ADMINISTRACION DE CONTRIBUCIONES ESPECIALES	105,944,376.00	0.00	105,944,376.00	105,944,376.00	0.00	105,944,376.00	100.00	0.00	105,944,376.00	0.0	105,944,376.00	0.00	100.00
99	00	00	ADM. DE ACTIVOS, PASIVOS Y TRANSFERENCIAS	40,000,000.00	0.00	40,000,000.00	40,000,000.00	0.00	40,000,000.00	100.00	0.00	40,000,000.00	0.00	40,000,000.00	0.00	100.00
		0000	ADM. DE ACTIVOS, PASIVOS Y TRANSFERENCIAS	40,000,000.00	0.00	40,000,000.00	40,000,000.00	0.00	40,000,000.00	100.00	0.00	40,000,000.00	0.0	40,000,000.00	0.00	100.00
	Total Fuente:		10	3,162,615,367.00	0.00	3,162,615,367.00	3,162,615,360.26	6.74	3,162,615,360.26	900.00	6.74	3,162,615,360.26	0.00	3,162,615,360.26	0.00	900.00

Fuente Financ 20

Prog	Sub Pry	Act	Descripcion 1	Apropiacion Original 2	Modificaciones 3	Apropiación Vigente 4	Previsión de la Apropiación 5	Disponible 6	Compromiso 7	% Compromiso 8	Apropiación Disponible 9	Devengado 10	Compromiso No Devengado 11	Pagado 12	Devengado No Pagado 13	Por Pagar 14
11	00	00	ADMINISTRACION DE JUSTICIA	10,444,000.00	0.00	10,444,000.00	5,586,267.04	4,857,732.96	5,586,267.04	100.00	4,857,732.96	5,586,267.04	0.00	5,586,267.04	0.00	100.00
		0002	SERVICIOS DE SANEAMIENTO Y REGISTRO DE TITULOS	10,444,000.00	0.00	10,444,000.00	5,586,267.04	4,857,732.96	5,586,267.04	100.00	4,857,732.96	5,586,267.04	0.0	5,586,267.04	0.00	100.00
98	00	00	ADMINISTRACION DE CONTRIBUCIONES ESPECIALES	22,377,780.00	15,000,000.00	37,377,780.00	37,377,780.00	0.00	37,377,780.00	100.00	0.00	37,377,780.00	0.00	37,377,780.00	0.00	100.00
		0000	ADMINISTRACION DE CONTRIBUCIONES ESPECIALES	22,377,780.00	15,000,000.00	37,377,780.00	37,377,780.00	0.00	37,377,780.00	100.00	0.00	37,377,780.00	0.0	37,377,780.00	0.00	100.00
	Total Fuente:		20	32,821,780.00	15,000,000.00	47,821,780.00	42,964,047.04	4,857,732.96	42,964,047.04	200.00	4,857,732.96	42,964,047.04	0.00	42,964,047.04	0.00	200.00
	Total Dependencia:		01	3,195,437,147.00	15,000,000.00	3,210,437,147.00	3,205,579,407.30	4,857,739.70	3,205,579,407.30	1,100.00	4,857,739.70	3,205,579,407.30	0.00	3,205,579,407.30	0.0	1,100.00
	Total Capitulo :		0301	3,195,437,147.00	15,000,000.00	3,210,437,147.00	3,205,579,407.30	4,857,739.70	3,205,579,407.30	1,100.00	4,857,739.70	3,205,579,407.30	0.00	3,205,579,407.30	0.00	1,100.00
	Total:			3,195,437,147.00	15,000,000.00	3,210,437,147.00	3,205,579,407.30	4,857,739.70	3,205,579,407.30	1,100.00	4,857,739.70	3,205,579,407.30	0.00	3,205,579,407.30	0.00	1,100.00

Sistema Integrado de Gestión Financiera

Periodo: 2007

REPORTE DE EJECUCION DEL GASTO POR CAPITULO Y PROGRAMAS

Cap: 0401 Fec.Inicial: 01/01/2007 Fec.Final: 30/04/2008

Capitulo 0401
Dependencia 01
Fuente Financ 10

Prog	Sub	Pry	Act	Descripcion 1	Apropiacion Original 2	Modificaciones 3	Apropiación Vigente 4	Previsión de la Apropiación 5	Disponible 6	Compromiso 7	% Compromiso 8	Apropiación Disponible 9	Devengado 10	Compromiso No Devengado 11	Pagado 12	Devengado No Pagado 13	Por Pagar 14
01	00	00		ACTIVIDADES CENTRALES	524,695,526.00	0.00	524,695,526.00	524,695,526.00	0.00	524,695,526.00	100.00	0.00	524,695,526.00	0.00	524,695,526.00	0.00	100.00
			0001	DIRECCION SUPERIOR	524,695,526.00	0.00	524,695,526.00	524,695,526.00	0.00	524,695,526.00	100.00	0.00	524,695,526.00	0.0	524,695,526.00	0.00	100.00
11	00	00		ACTIVIDADES ELECTORALES	625,000,000.00	0.00	625,000,000.00	625,000,000.00	0.00	625,000,000.00	300.00	0.00	625,000,000.00	0.00	625,000,000.00	0.00	300.00
			0003	ACTIVIDADES POLITICAS	58,231,726.00	0.00	58,231,726.00	58,231,726.00	0.00	58,231,726.00	100.00	0.00	58,231,726.00	0.0	58,231,726.00	0.00	100.00
			0001	ADMINISTRATIVO ELECTORAL	506,091,422.00	0.00	506,091,422.00	506,091,422.00	0.00	506,091,422.00	100.00	0.00	506,091,422.00	0.0	506,091,422.00	0.00	100.00
			0002	CONTENCIOSO ELECTORAL	60,676,852.00	0.00	60,676,852.00	60,676,852.00	0.00	60,676,852.00	100.00	0.00	60,676,852.00	0.0	60,676,852.00	0.00	100.00
12	00	00		ORGANIZACION Y REGISTRO CIVIL	126,890,322.00	0.00	126,890,322.00	126,890,322.00	0.00	126,890,322.00	200.00	0.00	126,890,322.00	0.00	126,890,322.00	0.00	200.00
			0002	OFICIALIAS DEL ESTADO CIVIL	55,093,837.00	53,742,458.00	108,836,295.00	108,836,295.00	0.00	108,836,295.00	100.00	0.00	108,836,295.00	0.0	108,836,295.00	0.00	100.00
			0001	DIRECCION DE REGISTRO CIVIL Y OFICINA CENTRAL	71,796,485.00	-53,742,458.00	18,054,027.00	18,054,027.00	0.00	18,054,027.00	100.00	0.00	18,054,027.00	0.0	18,054,027.00	0.00	100.00
13	00	00		EXPEDICION DE CEDULA DE IDENTIDAD Y ELECTORAL	213,311,252.00	0.00	213,311,252.00	213,311,252.00	0.00	213,311,252.00	200.00	0.00	213,311,252.00	0.00	213,311,252.00	0.00	200.00
			0002	EXPEDICION Y CONTROL	92,219,210.00	90,594,513.00	182,813,723.00	182,813,723.00	0.00	182,813,723.00	100.00	0.00	182,813,723.00	0.0	182,813,723.00	0.00	100.00
			0001	DIRECCION DE REGISTRO ELECTORAL	121,092,042.00	-90,594,513.00	30,497,529.00	30,497,529.00	0.00	30,497,529.00	100.00	0.00	30,497,529.00	0.0	30,497,529.00	0.00	100.00
98	00	00		ADMINISTRACION DE CONTRIBUCIONES ESPECIALES (TRA	38,120,460.00	0.00	38,120,460.00	38,120,460.00	0.00	38,120,460.00	100.00	0.00	38,120,460.00	0.00	38,120,460.00	0.00	100.00
			0000	ADMINISTRACION DE CONTRIBUCIONES ESPECIALES	38,120,460.00	0.00	38,120,460.00	38,120,460.00	0.00	38,120,460.00	100.00	0.00	38,120,460.00	0.0	38,120,460.00	0.00	100.00
99	00	00		ADM. DE ACTIVOS, PASIVOS Y TRANSFERENCIAS	10,430,945.00	0.00	10,430,945.00	10,430,945.00	0.00	10,430,945.00	100.00	0.00	10,430,945.00	0.00	10,430,945.00	0.00	100.00
			0000	ADM. DE PASIVOS, ACTIVOS Y TRANSFERENCIAS	10,430,945.00	0.00	10,430,945.00	10,430,945.00	0.00	10,430,945.00	100.00	0.00	10,430,945.00	0.0	10,430,945.00	0.00	100.00
		Total Fuente:		10	1,538,448,505.00	0.00	1,538,448,505.00	1,538,448,505.00	0.00	1,538,448,505.00	1,000.00	0.00	1,538,448,505.00	0.00	1,538,448,505.00	0.00	1,000.00

Fuente Financ 20

Prog	Sub	Pry	Act	Descripcion 1	Apropiacion Original 2	Modificaciones 3	Apropiación Vigente 4	Previsión de la Apropiación 5	Disponible 6	Compromiso 7	% Compromiso 8	Apropiación Disponible 9	Devengado 10	Compromiso No Devengado 11	Pagado 12	Devengado No Pagado 13	Por Pagar 14
98	00	00		ADMINISTRACION DE CONTRIBUCIONES ESPECIALES (TRA	296,839,482.00	0.00	296,839,482.00	296,387,896.03	451,585.97	296,387,896.03	100.00	451,585.97	296,387,896.03	0.00	296,387,896.03	0.00	100.00
			0000	ADMINISTRACION DE CONTRIBUCIONES ESPECIALES	296,839,482.00	0.00	296,839,482.00	296,387,896.03	451,585.97	296,387,896.03	100.00	451,585.97	296,387,896.03	0.0	296,387,896.03	0.00	100.00
		Total Fuente:		20	296,839,482.00	0.00	296,839,482.00	296,387,896.03	451,585.97	296,387,896.03	100.00	451,585.97	296,387,896.03	0.00	296,387,896.03	0.00	100.00
		Total Dependencia:		01	1,835,287,987.00	0.00	1,835,287,987.00	1,834,836,401.03	451,585.97	1,834,836,401.03	1,100.00	451,585.97	1,834,836,401.03	0.00	1,834,836,401.03	0.0	1,100.00
		Total Capitulo :		0401	1,835,287,987.00	0.00	1,835,287,987.00	1,834,836,401.03	451,585.97	1,834,836,401.03	1,100.00	451,585.97	1,834,836,401.03	0.00	1,834,836,401.03	0.00	1,100.00
		Total:			1,835,287,987.00	0.00	1,835,287,987.00	1,834,836,401.03	451,585.97	1,834,836,401.03	1,100.00	451,585.97	1,834,836,401.03	0.00	1,834,836,401.03	0.00	1,100.00

Sistema Integrado de Gestión Financiera

Periodo: 2007

REPORTE DE EJECUCION DEL GASTO POR CAPITULO Y PROGRAMAS

Cap: 0402 Fec.Inicial: 01/01/2007 Fec.Final: 30/04/2008

Capitulo 0402
Dependencia 01
Fuente Financ 10

Prog	Sub Pry	Act	Descripcion 1	Apropiacion Original 2	Modificaciones 3	Apropiación Vigente 4	Previsión de la Apropiación 5	Disponible 6	Compromiso 7	% Compromiso 8	Apropiación Disponible 9	Devengado 10	Compromiso No Devengado 11	Pagado 12	Devengado No Pagado 13	Por Pagar 14
11	00	00	AUDITORIA GUBERNAMENTAL	381,685,944.00	15,000,000.00	396,685,944.00	396,685,665.87	278.13	396,685,665.87	100.00	278.13	396,685,665.87	0.00	396,685,665.87	0.00	100.00
		0001	REVISION DE CUENTAS	381,685,944.00	15,000,000.00	396,685,944.00	396,685,665.87	278.13	396,685,665.87	100.00	278.13	396,685,665.87	0.0	396,685,665.87	0.00	100.00
Total Fuente:			10	381,685,944.00	15,000,000.00	396,685,944.00	396,685,665.87	278.13	396,685,665.87	100.00	278.13	396,685,665.87	0.00	396,685,665.87	0.00	100.00
Total Dependencia:			01	381,685,944.00	15,000,000.00	396,685,944.00	396,685,665.87	278.13	396,685,665.87	100.00	278.13	396,685,665.87	0.00	396,685,665.87	0.0	100.00
Total Capitulo :			0402	381,685,944.00	15,000,000.00	396,685,944.00	396,685,665.87	278.13	396,685,665.87	100.00	278.13	396,685,665.87	0.00	396,685,665.87	0.00	100.00
Total:				381,685,944.00	15,000,000.00	396,685,944.00	396,685,665.87	278.13	396,685,665.87	100.00	278.13	396,685,665.87	0.00	396,685,665.87	0.00	100.00

Sistema Integrado de Gestión Financiera

Periodo: 2007

REPORTE DE EJECUCION DEL GASTO POR CAPITULO Y PROGRAMAS

Cap: 0998 Fec.Inicial: 01/01/2007 Fec.Final: 30/04/2008

Capitulo 0998

Dependencia 01

Fuente Financ 10

Prog	Sub	Pry	Act	Descripcion 1	Apropiacion Original 2	Modificaciones 3	Apropiación Vigente 4	Previsión de la Apropiación 5	Disponible 6	Compromiso 7	% Compromiso 8	Apropiación Disponible 9	Devengado 10	Compromiso No Devengado 11	Pagado 12	Devengado No Pagado 13	Por Pagar 14
99	00	00		ADM. DE ACTIVOS, PASIVOS Y TRANSFERENCIAS	32,589,492,959.00	484,558,881.57	33,074,051,840.57	30,610,285,143.13	2,463,766,697.44	30,610,285,143.13	100.00	2,463,766,697.44	30,610,285,143.13	0.00	30,599,698,795.51	10,586,347.62	99.97
			0000	ADM. DE TRANSFERENCIAS, PASIVOS Y ACTIVOS FINANCIE	32,589,492,959.00	484,558,881.57	33,074,051,840.57	30,610,285,143.13	2,463,766,697.44	30,610,285,143.13	100.00	2,463,766,697.44	30,610,285,143.13	0.0	30,599,698,795.51	10,586,347.62	99.97
			Total Fuente:	10	32,589,492,959.00	484,558,881.57	33,074,051,840.57	30,610,285,143.13	2,463,766,697.44	30,610,285,143.13	100.00	2,463,766,697.44	30,610,285,143.13	0.00	30,599,698,795.51	10,586,347.62	99.97

Fuente Financ 20

Prog	Sub	Pry	Act	Descripcion 1	Apropiacion Original 2	Modificaciones 3	Apropiación Vigente 4	Previsión de la Apropiación 5	Disponible 6	Compromiso 7	% Compromiso 8	Apropiación Disponible 9	Devengado 10	Compromiso No Devengado 11	Pagado 12	Devengado No Pagado 13	Por Pagar 14
99	00	00		ADM. DE ACTIVOS, PASIVOS Y TRANSFERENCIAS	17,023,496,349.00	-171,431,966.00	16,852,064,383.00	16,240,088,943.54	611,975,439.46	16,240,088,943.54	100.00	611,975,439.46	16,240,088,943.54	0.00	16,240,088,943.54	0.00	100.00
			0000	ADM. DE TRANSFERENCIAS, PASIVOS Y ACTIVOS FINANCIE	17,023,496,349.00	-171,431,966.00	16,852,064,383.00	16,240,088,943.54	611,975,439.46	16,240,088,943.54	100.00	611,975,439.46	16,240,088,943.54	0.0	16,240,088,943.54	0.00	100.00
			Total Fuente:	20	17,023,496,349.00	-171,431,966.00	16,852,064,383.00	16,240,088,943.54	611,975,439.46	16,240,088,943.54	100.00	611,975,439.46	16,240,088,943.54	0.00	16,240,088,943.54	0.00	100.00

Fuente Financ 50

Prog	Sub	Pry	Act	Descripcion 1	Apropiacion Original 2	Modificaciones 3	Apropiación Vigente 4	Previsión de la Apropiación 5	Disponible 6	Compromiso 7	% Compromiso 8	Apropiación Disponible 9	Devengado 10	Compromiso No Devengado 11	Pagado 12	Devengado No Pagado 13	Por Pagar 14
99	00	00		ADM. DE ACTIVOS, PASIVOS Y TRANSFERENCIAS	6,802,000,000.00	371,133,455.43	7,173,133,455.43	5,690,915,463.59	1,482,217,991.84	5,690,915,463.59	100.00	1,482,217,991.84	5,690,915,463.59	0.00	5,690,915,463.59	0.00	100.00
			0000	ADM. DE TRANSFERENCIAS, PASIVOS Y ACTIVOS FINANCIE	6,802,000,000.00	371,133,455.43	7,173,133,455.43	5,690,915,463.59	1,482,217,991.84	5,690,915,463.59	100.00	1,482,217,991.84	5,690,915,463.59	0.0	5,690,915,463.59	0.00	100.00
			Total Fuente:	50	6,802,000,000.00	371,133,455.43	7,173,133,455.43	5,690,915,463.59	1,482,217,991.84	5,690,915,463.59	100.00	1,482,217,991.84	5,690,915,463.59	0.00	5,690,915,463.59	0.00	100.00

Fuente Financ 60

Prog	Sub	Pry	Act	Descripcion 1	Apropiacion Original 2	Modificaciones 3	Apropiación Vigente 4	Previsión de la Apropiación 5	Disponible 6	Compromiso 7	% Compromiso 8	Apropiación Disponible 9	Devengado 10	Compromiso No Devengado 11	Pagado 12	Devengado No Pagado 13	Por Pagar 14
99	00	00		ADM. DE ACTIVOS, PASIVOS Y TRANSFERENCIAS	3,550,000,000.00	-3,550,000,000.00	0.00	0.00	0.00	0.00	0.00	0.00	0.00	0.00	0.00	0.00	0.00
			0000	ADM. DE TRANSFERENCIAS, PASIVOS Y ACTIVOS FINANCIE	3,550,000,000.00	-3,550,000,000.00	0.00	0.00	0.00	0.00	0.00	0.00	0.00	0.0	0.00	0.00	0.00
			Total Fuente:	60	3,550,000,000.00	-3,550,000,000.00	0.00	0.00	0.00	0.00	0.00	0.00	0.00	0.00	0.00	0.00	0.00
			Total Dependencia:	01	59,964,989,308.00	-2,865,739,629.00	57,099,249,679.00	52,541,289,550.26	4,557,960,128.74	52,541,289,550.26	300.00	4,557,960,128.74	52,541,289,550.26	0.00	52,530,703,202.64	10,586,347.	299.97
			Total Capitulo :	0998	59,964,989,308.00	-2,865,739,629.00	57,099,249,679.00	52,541,289,550.26	4,557,960,128.74	52,541,289,550.26	300.00	4,557,960,128.74	52,541,289,550.26	0.00	52,530,703,202.64	10,586,347.62	299.97
			Total:		59,964,989,308.00	-2,865,739,629.00	57,099,249,679.00	52,541,289,550.26	4,557,960,128.74	52,541,289,550.26	300.00	4,557,960,128.74	52,541,289,550.26	0.00	52,530,703,202.64	10,586,347.62	299.97

Sistema Integrado de Gestión Financiera

Periodo: 2007

REPORTE DE EJECUCION DEL GASTO POR CAPITULO Y PROGRAMAS

Cap: 0999 Fec.Inicial: 01/01/2007 Fec.Final: 30/04/2008

Capitulo 0999

Dependencia 01

Fuente Financ 10

Prog	Sub	Pry	Act	Descripcion 1	Apropiacion Original 2	Modificaciones 3	Apropiación Vigente 4	Previsión de la Apropiación 5	Disponible 6	Compromiso 7	% Compromiso 8	Apropiación Disponible 9	Devengado 10	Compromiso No Devengado 11	Pagado 12	Devengado No Pagado 13	Por Pagar 14
97	00	00		SUBSIDIOS DEL ESTADO	11,535,641,982.00	4,105,456,142.51	15,641,098,124.51	15,641,049,592.27	48,532.24	15,641,049,592.27	100.00	48,532.24	15,641,049,592.27	0.00	14,082,776,512.67	1,558,273,079.60	90.04
			0000	SUBSIDIOS DEL ESTADO	11,535,641,982.00	4,105,456,142.51	15,641,098,124.51	15,641,049,592.27	48,532.24	15,641,049,592.27	100.00	48,532.24	15,641,049,592.27	0.0	14,082,776,512.67	1,558,273,079.60	90.04
98	00	00		PENSIONES Y JUBILACIONES CIVILES DEL ESTADO	5,565,706,600.00	97,000,000.00	5,662,706,600.00	5,661,425,330.95	1,281,269.05	5,661,425,330.95	100.00	1,281,269.05	5,661,425,330.95	0.00	5,661,425,330.95	0.00	100.00
			0000	PENSIONES Y JUBILACIONES CIVILES DEL ESTADO	5,565,706,600.00	97,000,000.00	5,662,706,600.00	5,661,425,330.95	1,281,269.05	5,661,425,330.95	100.00	1,281,269.05	5,661,425,330.95	0.0	5,661,425,330.95	0.00	100.00
			Total Fuente:	10	17,101,348,582.00	4,202,456,142.51	21,303,804,724.51	21,302,474,923.22	1,329,801.29	21,302,474,923.22	200.00	1,329,801.29	21,302,474,923.22	0.00	19,744,201,843.62	1,558,273,079.60	190.04

Fuente Financ 20

Prog	Sub	Pry	Act	Descripcion 1	Apropiacion Original 2	Modificaciones 3	Apropiación Vigente 4	Previsión de la Apropiación 5	Disponible 6	Compromiso 7	% Compromiso 8	Apropiación Disponible 9	Devengado 10	Compromiso No Devengado 11	Pagado 12	Devengado No Pagado 13	Por Pagar 14
98	00	00		PENSIONES Y JUBILACIONES CIVILES DEL ESTADO	450,000,000.00	-3,000,000.00	447,000,000.00	373,957,237.10	73,042,762.90	373,957,237.10	100.00	73,042,762.90	373,957,237.10	0.00	373,957,237.10	0.00	100.00
			0000	PENSIONES Y JUBILACIONES CIVILES DEL ESTADO	450,000,000.00	-3,000,000.00	447,000,000.00	373,957,237.10	73,042,762.90	373,957,237.10	100.00	73,042,762.90	373,957,237.10	0.0	373,957,237.10	0.00	100.00
			Total Fuente:	20	450,000,000.00	-3,000,000.00	447,000,000.00	373,957,237.10	73,042,762.90	373,957,237.10	100.00	73,042,762.90	373,957,237.10	0.00	373,957,237.10	0.00	100.00

Fuente Financ 60

Prog	Sub	Pry	Act	Descripcion 1	Apropiacion Original 2	Modificaciones 3	Apropiación Vigente 4	Previsión de la Apropiación 5	Disponible 6	Compromiso 7	% Compromiso 8	Apropiación Disponible 9	Devengado 10	Compromiso No Devengado 11	Pagado 12	Devengado No Pagado 13	Por Pagar 14
97	00	00		SUBSIDIOS DEL ESTADO	10,686,000,000.00	3,429,995,000.00	14,115,995,000.00	14,025,261,271.63	90,733,728.37	14,025,261,271.63	100.00	90,733,728.37	14,025,261,271.63	0.00	14,025,261,271.63	0.00	100.00
			0000	SUBSIDIOS DEL ESTADO	10,686,000,000.00	3,429,995,000.00	14,115,995,000.00	14,025,261,271.63	90,733,728.37	14,025,261,271.63	100.00	90,733,728.37	14,025,261,271.63	0.0	14,025,261,271.63	0.00	100.00
			Total Fuente:	60	10,686,000,000.00	3,429,995,000.00	14,115,995,000.00	14,025,261,271.63	90,733,728.37	14,025,261,271.63	100.00	90,733,728.37	14,025,261,271.63	0.00	14,025,261,271.63	0.00	100.00
			Total Dependencia:	01	28,237,348,582.00	7,629,451,142.51	35,866,799,724.51	35,701,693,431.95	165,106,292.56	35,701,693,431.95	400.00	165,106,292.56	35,701,693,431.95	0.00	34,143,420,352.35	1,558,273,079.6	390.04
			Total Capitulo :	0999	28,237,348,582.00	7,629,451,142.51	35,866,799,724.51	35,701,693,431.95	165,106,292.56	35,701,693,431.95	400.00	165,106,292.56	35,701,693,431.95	0.00	34,143,420,352.35	1,558,273,079.60	390.04
			Total:		28,237,348,582.00	7,629,451,142.51	35,866,799,724.51	35,701,693,431.95	165,106,292.56	35,701,693,431.95	400.00	165,106,292.56	35,701,693,431.95	0.00	34,143,420,352.35	1,558,273,079.60	390.04

SECTOR DESCENTRALIZADO Y AUTONOMO

DIGEPRES
Dirección General de Presupuesto

ANALISIS COMPARATIVO DE LA EJECUCION DEL SECTOR DESCENTRALIZADO Y AUTONOMO 2007

DIGEPRES
Dirección General de Presupuesto

DIRECCION GENERAL DE PRESUPUESTO

CUENTA AHORRO-INVERSION-FINANCIAMIENTO

EJECUCION 2005-2007

SECTOR DESCENTRALIZADO Y AUTONOMO

(En Millones de RD$ y en Porcentajes del PIB)

DETALLES	Ejecución					
	2005	% del PIB	2006	% del PIB	2007	% del PIB
CUENTA CORRIENTE						
INGRESOS CORRIENTES	52,037.8	5.1	60,687.9	5.1	63,701.9	4.7
Ventas de Bienes y Servicios	13,054.9	1.3	16,137.1	1.4	17,059.1	1.3
Renta de la Propiedad	1,294.8	0.1	1,447.8	0.1	1,541.4	0.1
Contribuciones a la Seguridad Social	1,275.4	0.1	1,568.0	0.1	2,384.2	0.2
Transferencias Corrientes	33,682.5	3.3	38,049.7	3.2	38,580.1	2.8
Otros Ingresos	2,687.9	0.3	3,455.9	0.3	4,108.1	0.3
Donaciones	42.2	0.0	29.3	0.0	29.0	0.0
GASTOS CORRIENTES	46,710.3	4.6	56,285.4	4.7	59,808.1	4.4
Gastos de Operación	19,624.6	1.9	35,750.0	3.0	20,903.5	1.5
Gastos de Consumo	9,272.2	0.9	10,491.1	0.9	12,511.4	0.9
Intereses Deuda Pública	393.8	0.0	312.9	0.0	426.4	0.0
Prestaciones Sociales	275.8	0.0	366.1	0.0	395.6	0.0
Transferencias Corrientes	17,143.9	1.7	9,365.3	0.8	25,571.3	1.9
RESULTADO ECONOMICO (Ahorro Corriente)	5,327.5	0.5	4,402.5	0.4	3,893.8	0.3
CUENTA DE CAPITAL		-		-		-
INGRESOS DE CAPITAL	12,474.0	1.2	13,453.9	1.1	16,536.4	1.2
GASTOS DE CAPITAL	11,416.3	1.1	13,941.9	1.2	17,133.5	1.3
Inversión Real	6,977.6	0.7	7,283.0	0.6	8,702.3	0.6
Transferencias de Capital	4,438.7	0.4	6,658.9	0.6	8,431.2	0.6
TOTAL DE INGRESOS NO FINANCIEROS	64,511.7	6.3	74,141.7	6.2	80,238.2	5.9
TOTAL DE GASTOS NO FINANCIEROS	58,126.6	5.7	70,227.2	5.9	76,941.6	5.6
RESULTADO FINANCIERO (Superávit/Déficit)	6,385.1	0.6	3,914.5	0.3	3,296.6	0.2
FINANCIAMIENTO	(6,385.1)	- (0.6)	(3,914.5)	- (0.3)	(3,296.6)	- (0.2)
FUENTES FINANCIERAS	11,121.5	1.1	16,114.1	1.4	16,473.2	1.2
Activos Financieros	3,722.4	0.4	4,835.6	0.4	5,588.0	0.4
Recuperación de Prestamos	3,528.2	0.3	4,811.7	0.4	5,585.0	0.4
Ventas de Títulos y Valores	194.2	0.0	23.9	0.0	3.0	0.0
Pasivos Financieros	201.0	0.0	293.4	0.0	350.0	0.0
Deuda Interna	200.9	0.0	288.7	0.0	348.8	0.0
Obtención de Prestamos internos	200.9	0.0	245.4	0.0	348.8	0.0
Colocacion de Titulos y Valores Internos			43.3			
Deuda Externa	0.1	0.0	4.7	0.0	1.2	0.0
Obtención de Prestamos Externos	0.1	0.0	4.7	0.0	1.2	0.0
Otras Fuentes Financieras	7,198.1	0.7	10,985.2	0.9	10,535.2	0.8
Disminución de Otros Activos Financieros	5,600.3	0.5	8,770.9	0.7	6,909.0	0.5
Incremento de Cuentas por Pagar	1,597.8	0.2	2,214.3	0.2	3,626.1	0.3
APLICACIONES FINANCIERAS	17,506.6	1.7	20,028.7	1.7	19,769.9	1.4
ACTIVOS FINANCIEROS	5,036.8	0.5	7,488.4	0.6	8,554.4	0.6
CONCESION DE PRESTAMOS	4,649.6	0.5	5,472.7	0.5	6,445.3	0.5
COMPRA DE TITULOS Y VALORES	387.2	0.0	2,015.6	0.2	2,109.1	0.2
COMPRA DE ACCIONES Y PARTIC. DE CAPITAL	-	-	0.0	0.0	-	-
PASIVOS FINANCIEROS	1,611.8	0.2	1,601.6	0.1	2,779.1	0.2
AMORTIZACION DEUDA INTERNA	1,611.8	0.2	1,601.6	0.1	2,779.1	0.2
AMORTIZACION DEUDA EXTERNA	-	-	-	-	-	-
OTRAS APLICACIONES FINANCIERAS	10,858.0	1.1	10,938.8	0.9	8,436.4	0.6
INCREMENTO DE CAJA Y BANCOS	8,219.1	0.8	8,537.3	0.7	7,603.5	0.6
DISMINUCION DE CUENTAS POR PAGAR	2,638.9	0.3	2,401.5	0.2	832.9	0.1
Producto Interno Bruto Corriente *		1,020,002.0		1,189,801.9		1,364,210.3

* CIFRAS PRELIMINARES

DIRECCION GENERAL DE PRESUPUESTO
CUENTA AHORRO-INVERSION-FINANCIAMIENTO
EJECUTADO 2005-2007
SECTOR DESCENTRALIZADO Y AUTONOMO
(En millones de RD$)

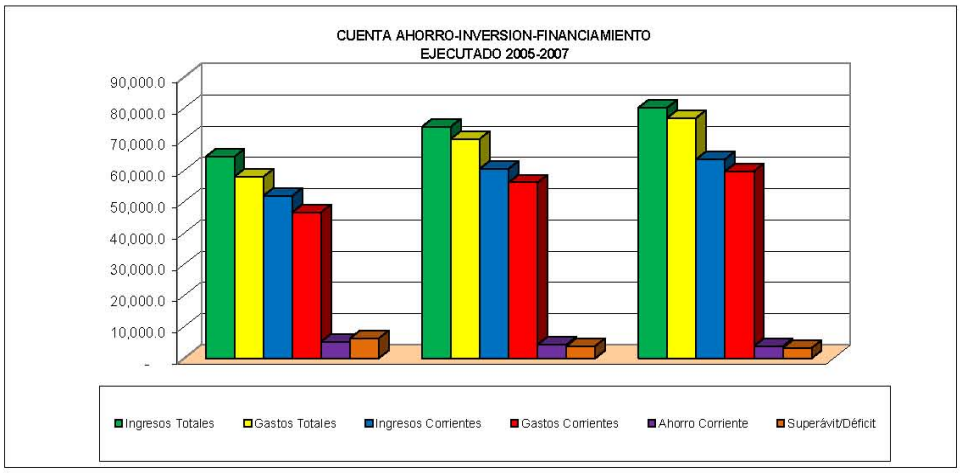

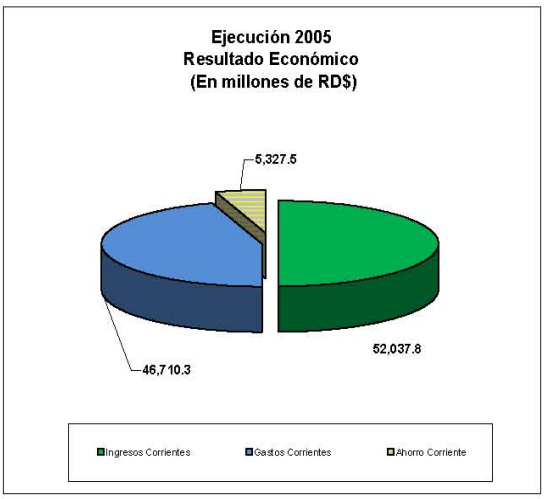

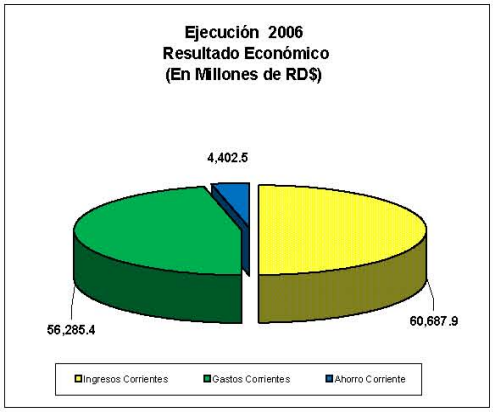

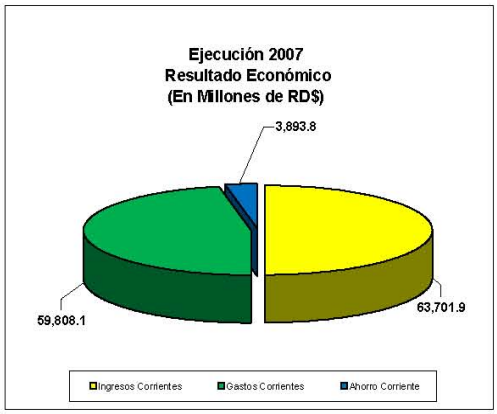

DIRECCION GENERAL DE PRESUPUESTO
CLASIFICACION ECONOMICA DE LOS INGRESOS
SECTOR DESCENTRALIZADO Y AUTONOMO
EJECUTADO 2005-2007
(EXPRESADO EN MILLONES DE RD$)

DETALLE	EJECUTADO		
	2005	2006	2007
A) INGRESOS CORRIENTES	**52,037.8**	**60,687.9**	**63,701.9**
1- Contribuciones Sociales	**1,275.4**	**1,568.0**	**2,384.2**
1-1 Contribución a la Seguridad Social	1,275.4	1,568.0	2,384.2
2- Venta de la Administración Pública	**13,054.9**	**2,512.4**	**2,383.2**
2-1 Ventas de Mercancias	1,320.7	71.8	76.3
2-2 Ventas de Servicios	11,734.2	2,440.6	2,307.0
3- Renta de la Propiedad	**1,294.8**	**1,447.8**	**1,541.4**
3-1 Dividendos	2.6	7.6	1.3
3-2 Intereses	1,091.6	1,204.4	1,315.0
3-3 Derechos sobre los Bienes Intagibles	1.3	0.3	3.4
3-4 Alquileres	199.3	235.4	221.7
4- Ingresos de Operación	**0.0**	**13,624.8**	**14,675.8**
4-1 Venta de Mercancias		1,323.5	1,579.8
4-2 Venta de Servicios		12,301.3	13,096.0
5- Transferencias Corrientes	**33,682.5**	**38,049.7**	**38,580.1**
5-1 Del Sector Privado	371.6	94.9	10.7
5-2 Del Sector Publico	33,310.8	37,954.8	38,569.4
6- Donaciones del Exterior	**42.2**	**29.3**	**29.0**
7- Ingresos Diversos	**2,687.9**	**3,455.9**	**4,108.1**
B) INGRESOS DE CAPITAL	**12,474.0**	**13,453.9**	**16,536.4**
1- Venta de Activos no Financieros	**474.4**	**357.8**	**388.6**
1-1 Venta de Activos Fijos	53.2	39.3	36.3
1-2 Venta de Tierra y Terrenos	421.0	318.5	352.3
1-3 Venta de Activos Intangibles	0.2		
1-4 Venta de Objeto de Valor			
2- Transferencias de Capital	**11,998.2**	**13,069.8**	**16,146.4**
2-1 Del Ssector Privado	9.1	3.7	7.3
2-2 Del Sector Público	11,989.2	13,066.2	16,139.1
3- Donaciones del Exterior	**1.3**	**26.2**	**1.4**
4- Otros Ingresos			
C) FUENTES FINANCIERAS	**11,121.4**	**16,114.1**	**16,473.3**
1- Activos Financieros	**3,722.3**	**4,835.6**	**5,588.1**
1-1 Recuperación de Prestamos	3,528.1	4,811.7	5,585.1
1-2 Ventas de Titulos y Valores	194.2	23.9	3.0
2- Pasivos Financieros	**201.0**	**293.4**	**350.0**
2-1 Deuda Interna	**200.9**	**288.7**	**348.8**
2-1-1 Obtención de Prestamos Internos	200.9	245.4	306.0
2-1-2 Colocación de Titulos y Valores Internos		43.3	42.7
2-2 Deuda Externa	**0.1**	**4.7**	**1.2**
2-2-1 Obtención de Prestamos Externos	0.1	4.7	1.2
3- Otras Fuentes Financieras	**7,198.1**	**10,985.2**	**10,535.2**
3-1 Disminución de Otros Activos Financieros	5,600.3	8,770.9	6,909.0
3-2 Incremento de Cuentas por Pagar	1,597.8	2,214.3	3,626.1
TOTALES (A+B+C) ======>	**75,633.1**	**90,255.8**	**96,711.5**

Dirección General de Presupuesto
Clasificación Económica de los Ingresos
Sector Descentralizado y Autonómo
Ejecutado 2005-2007
(En millones de RD$)

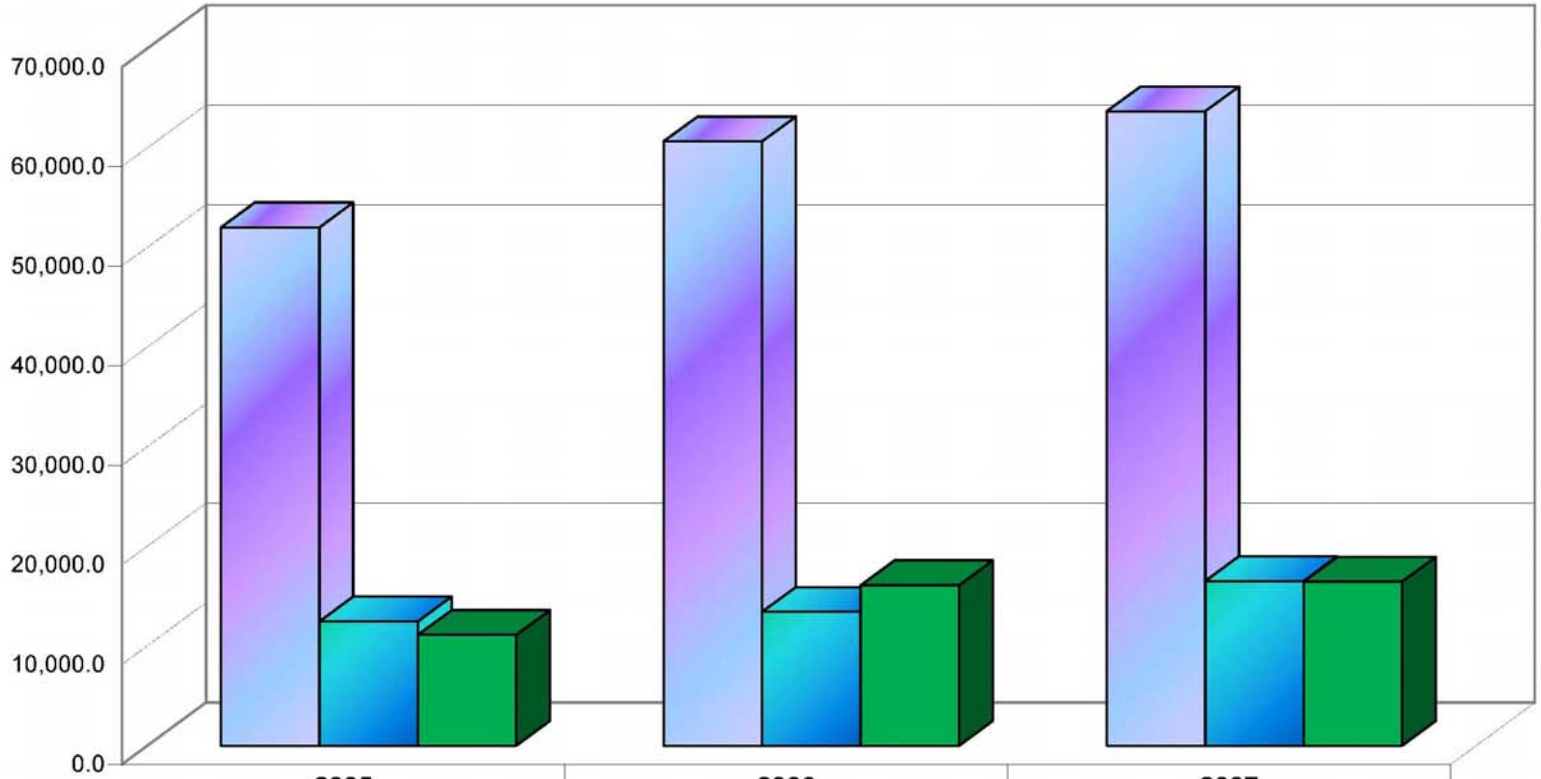

	2005	2006	2007
INGRESOS CORRIENTES	52,037.8	60,687.9	63,701.9
INGRESOS DE CAPITAL	12,474.0	13,453.9	16,536.4
FUENTES FINANCIERAS	11,121.4	16,114.1	16,473.3

DIRECCION GENERAL DE PRESUPUESTO
COMPOSICION DE LOS INGRESOS EJECUTADOS
SECTOR DESCENTRALIZADO Y AUTONOMO
AÑOS 2005-2007

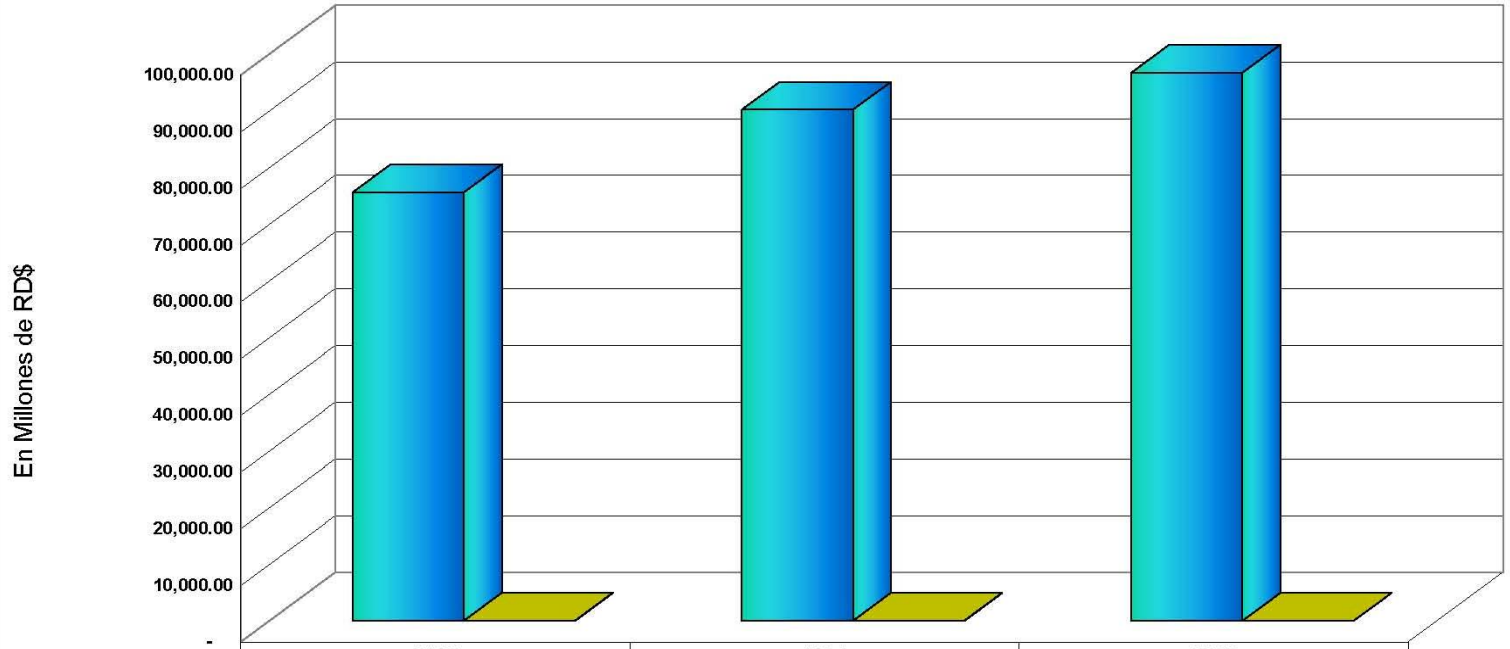

	2005	2006	2007
FUENTES INTERNAS	75,589.40	90,201.19	96,693.59
FUENTES EXTERNAS	43.75	54.67	17.92

DIRECCION GENERAL DE PRESUPUESTO
COMPOSICION DE LAS TRANSFERENCIAS OTORGADAS POR EL GOBIERNO CENTRAL
AL SECTOR DESCENTRALIZADO Y AUTONOMO 2005-2007

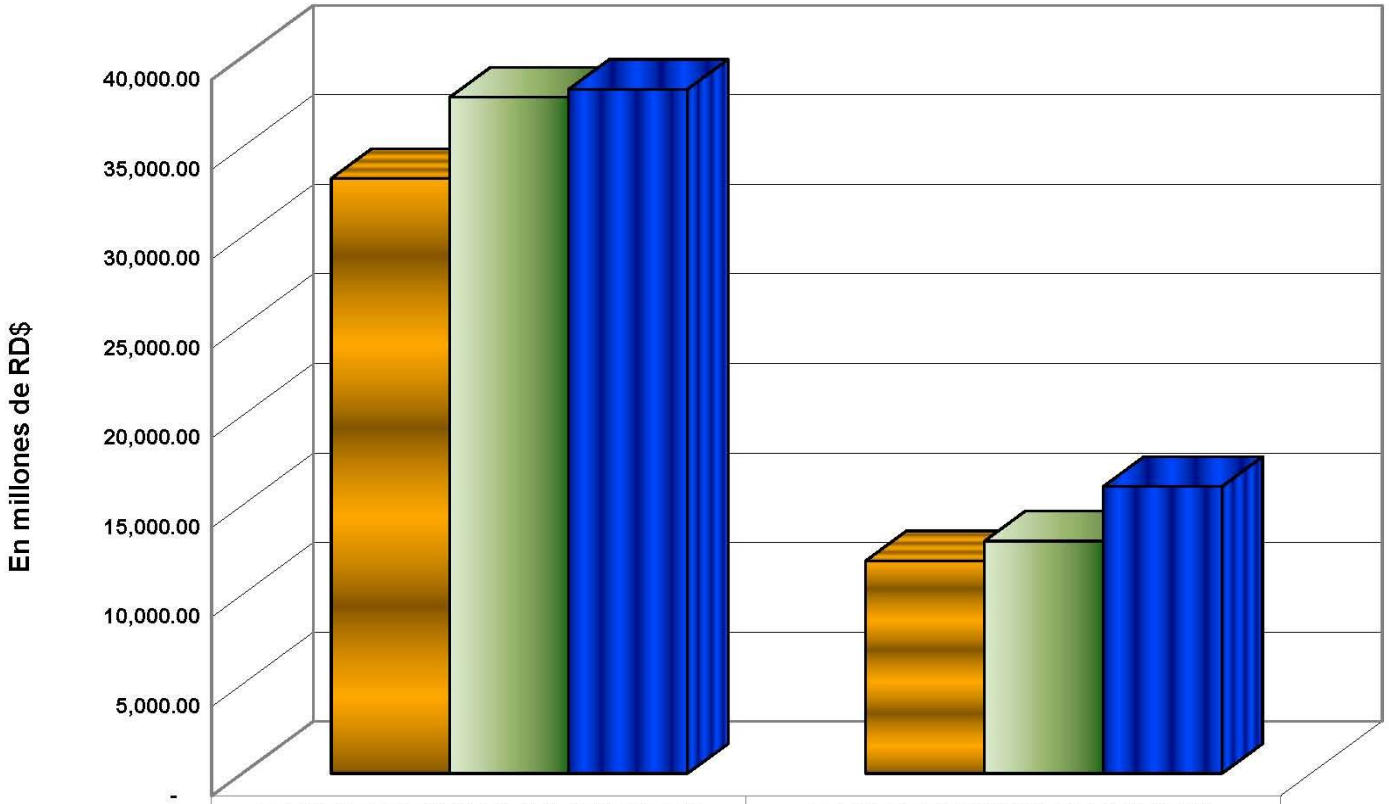

	TRANSFERENCIAS CORRIENTES	TRANFERENCIAS DE CAPITAL
2005	33,244.52	11,881.79
2006	37,782.70	12,993.00
2007	38,219.65	16,034.51

DIRECCION GENERAL DE PRESUPUESTO
COMPOSICION DE LOS INGRESOS POR FUENTES DE FINANCIAMIENTO SECTOR DESCENTRALIZADO Y AUTONOMO 2005-2007

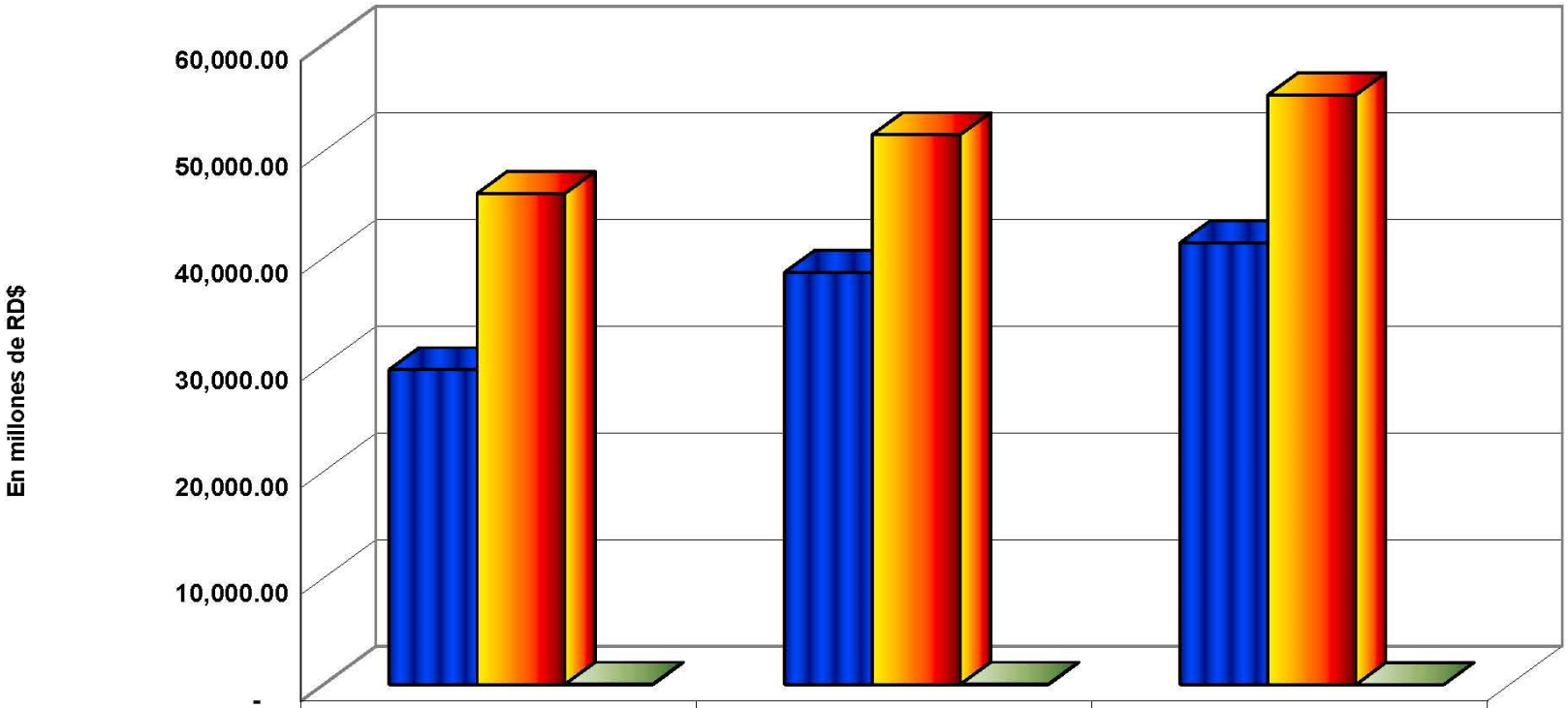

	2005	2006	2007
FONDOS PROPIOS	29,543.48	38,643.70	41,409.20
TRANSFERENCIAS	46,045.92	51,557.50	55,284.38
DONACIONES	43.75	54.70	17.92

DIRECCION GENERAL DE PRESUPUESTO
COMPOSICION DE LOS INGRESOS EJECUTADOS POR FUENTE DE FINANCIAMIENTO
SECTOR DESCENTRALIZADO Y AUTONOMO
EJECUTADO 2007
(En Porcentajes (%))

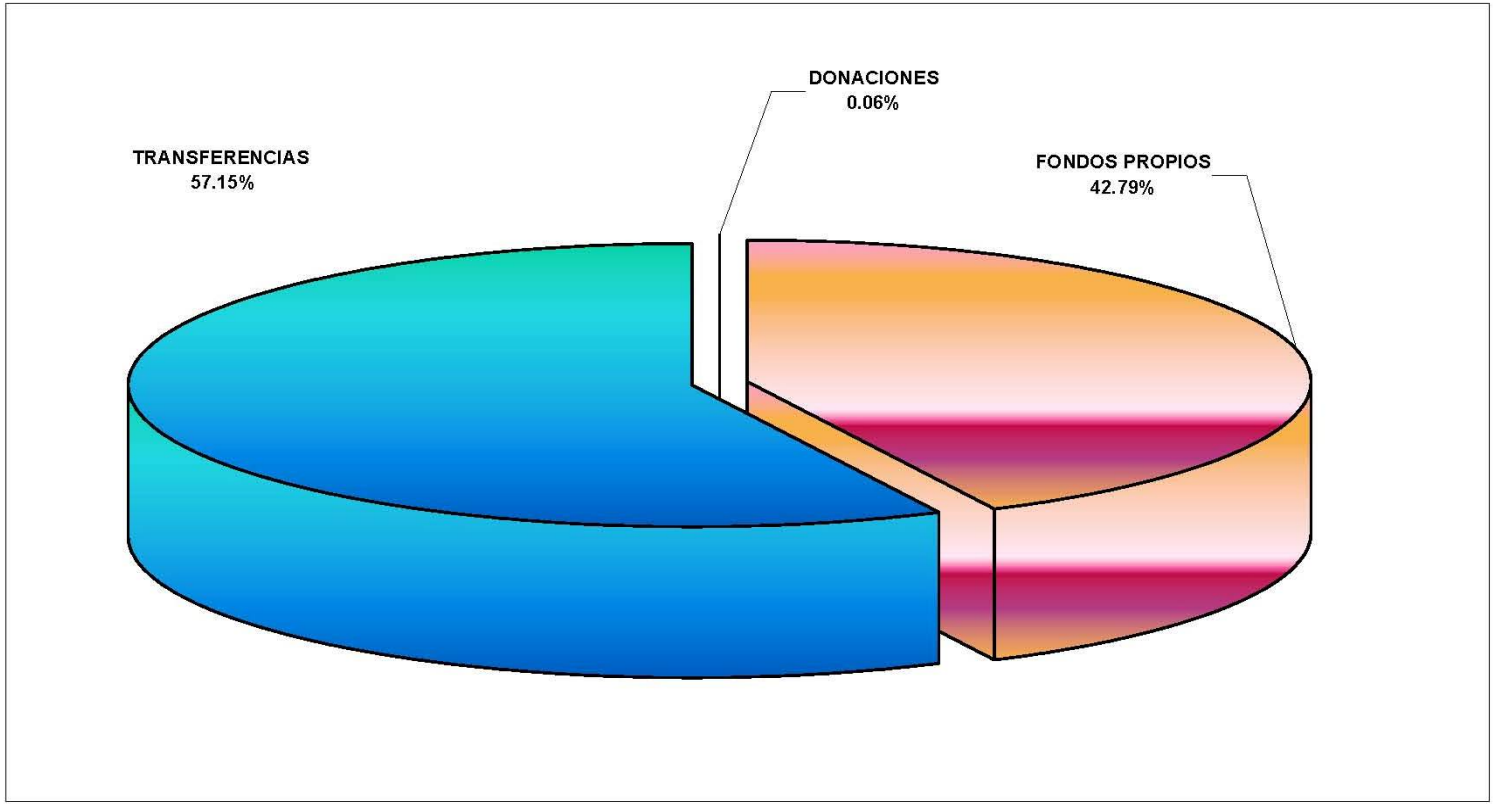

DIRECCION GENERAL DE PRESUPUESTO
COMPOSICION PORCENTUAL DE LOS INGRESOS POR RENGLONES
SECTOR DESCENTRALIZADO Y AUTONOMO
EJECUTADO 2007
(En Porcentajes (%))

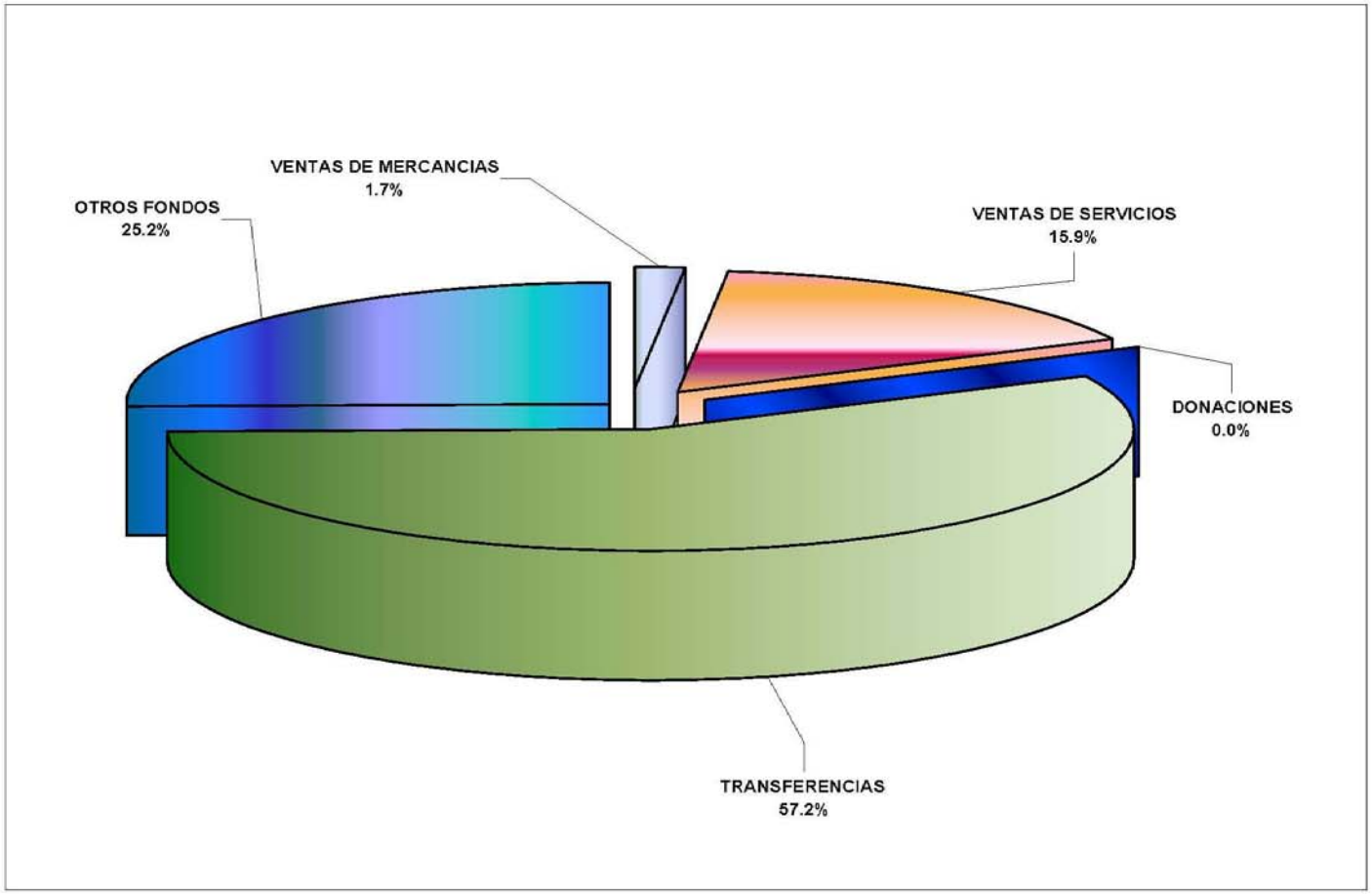

DIRECCION GENERAL DE PRESUPUESTO
CLASIFICACION ECONOMICA DEL GASTO
SECTOR DESCENTRALIZADO Y AUTONOMO
EJECUTADO 2005-2007
(Expresado en Millones de RD$)

CUENTA				DENOMINACION	EJECUTADO 2005	EJECUTADO 2006	EJECUTADO 2007
2	**1**			**GASTOS CORRIENTES**	**46,710.3**	**56,285.4**	**59,808.1**
2	**1**	**1**		**GASTOS DE OPERACION**	**19,624.6**	**35,750.0**	**20,903.5**
2	1	1	1	REMUNERACIONES A EMPLEADOS	4,980.9	6,127.7	7,026.1
2	1	1	2	BIENES Y SERVICIOS	14,643.7	29,622.3	13,877.4
2	**1**	**2**		**GASTOS DE CONSUMO**	**9,272.2**	**10,491.1**	**12,511.4**
2	1	2	1	REMUNERACIONES A EMPLEADOS	7,268.9	8,201.7	9,871.2
2	1	2	2	BIENES Y SERVICIOS	2,003.3	2,289.4	2,640.1
2	**1**	**3**		**INTERESES**	**393.8**	**312.9**	**426.4**
2	1	3	1	INTERESES DEUDA INTERNA	364.8	297.2	415.0
2	1	3	2	INTERESES DEUDA EXTERNA	21.1	-	-
2	1	3	3	COMISIONES DEUDA PUBLICA	7.9	15.8	11.4
2	**1**	**4**		**PRESTACIONES SOCIALES**	**275.8**	**366.1**	**395.6**
2	1	4	1	PRESTACIONES DE LA SEGURIDAD SOCIAL	275.8	366.1	395.6
2	**1**	**5**		**TRANSFERENCIAS CORRIENTES**	**17,143.9**	**9,365.3**	**25,571.3**
2	1	5	1	AL SECTOR PRIVADO	592.5	619.2	789.8
2	1	5	2	AL SECTOR PUBLICO	16,544.9	8,737.8	24,771.0
2	1	5	4	DONACIONES AL EXTERIOR	6.5	8.3	10.5
2	**2**			**GASTOS DE CAPITAL**	**11,416.3**	**13,941.9**	**17,133.5**
2	**2**	**1**		**INVERSION REAL DIRECTA**	**6,977.6**	**7,283.0**	**8,702.3**
2	2	1	1	MAQUINARIAS Y EQUIPOS	855.5	769.3	860.3
2	2	1	2	CONSTRUCCIONES	5,926.5	6,232.7	7,700.1
2	2	1	3	INVERSION POR CUENTA PROPIA	-	-	-
2	2	1	4	ACTIVOS PREEXISTENTES	80.0	204.0	62.1
2	2	1	7	OTROS ACTIVOS NO FINANCIEROS	115.6	77.1	79.7
2	**2**	**3**		**TRANSFERENCIAS DE CAPITAL**	**4,438.7**	**6,658.9**	**8,431.2**
2	2	3	1	AL SECTOR PRIVADO	42.4	6.4	1.7
2	2	3	2	AL SECTOR PUBLICO	4,396.3	6,652.4	8,429.5
2	2	3	3	A EMPRESAS PUBLICAS	-	-	-
	I			**TOTAL GASTOS**	**58,126.6**	**70,227.2**	**76,941.6**
2	**3**			**APLICACIONES FINANCIERAS**	**17,506.6**	**20,028.7**	**19,769.9**
2	**3**	**1**		**ACTIVOS FINANCIEROS**	**5,036.8**	**7,488.4**	**8,554.4**
2	3	1	1	CONCESION DE PRESTAMOS	4,649.6	5,472.7	6,445.3
2	3	1	2	COMPRA DE TITULOS Y VALORES	387.2	2,015.6	2,109.1
2	3	1	3	COMPRA DE ACCIONES Y PARTICIPACIONES DE CAPITAL	-	0.0	-
2	**3**	**2**		**PASIVOS FINANCIEROS**	**1,611.8**	**1,601.6**	**2,779.1**
2	3	2	1	AMORTIZACION DEUDA INTERNA	1,611.8	1,601.6	2,779.1
2	3	2	2	AMORTIZACION DEUDA EXTERNA	-	-	-
2	**3**	**3**		**OTRAS APLICACIONES FINANCIERAS**	**10,858.0**	**10,938.8**	**8,436.4**
2	3	3	1	INCREMENTO DE CAJA Y BANCOS	8,219.1	8,537.3	7,603.5
2	3	3	3	DISMINUCION DE CUENTAS POR PAGAR	2,638.9	2,401.5	832.9
	II			**TOTAL APLICACIONES FINANCIERAS**	**17,506.6**	**20,028.7**	**19,769.9**
III = I + II				**TOTAL GENERAL**	**75,633.2**	**90,255.9**	**96,711.5**

DIRECCION GENERAL DE PRESUPUESTO
CLASIFICACION ECONOMICA DE LOS GASTOS EJECUTADOS
AÑOS 2005-2007
SECTOR DESCENTRALIZADO Y AUTONOMO
(EN PORCENTAJES%)

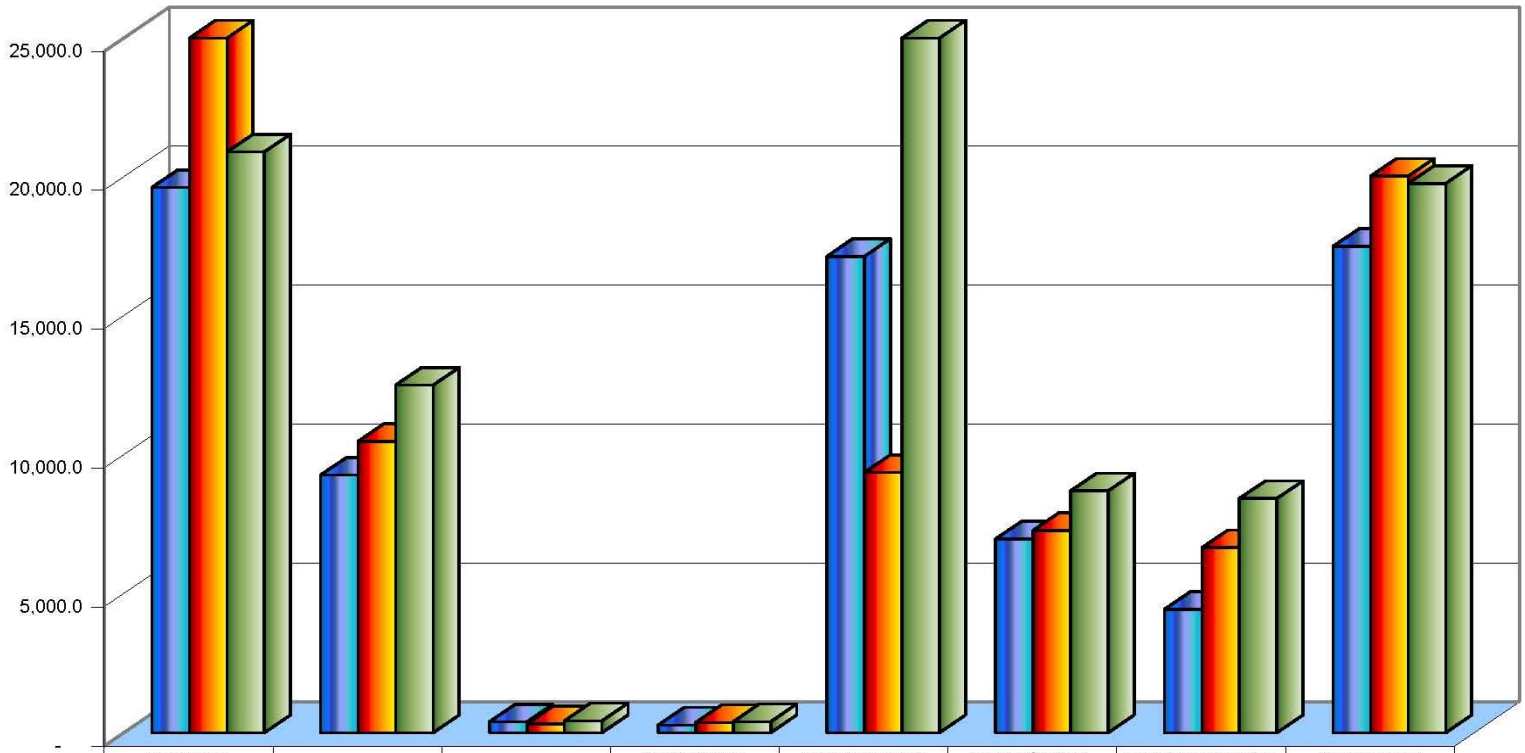

	Gastos de Operación	Gastos de Consumo	Intereses	Prestaciones Sociales	Transferencias Corrientes	Inversión Real Directa	Transferencias de Capital	Aplicaciones Financieras
2005	19,624.6	9,272.2	393.8	275.8	17,143.9	6,977.6	4,438.7	17,506.6
2006	35,750.0	10,491.1	312.9	366.1	9,365.3	7,283.0	6,658.9	20,028.7
2007	20,903.5	12,511.4	426.4	395.6	25,571.3	8,702.3	8,431.2	19,769.9

DIRECCION GENERAL DE PRESUPUESTO
CLASIFICACION ECONOMICA DE LOS GASTOS EJECUTADOS 2005-2007
SECTOR DESCENTRALIZADO Y AUTONOMO
(En Porcentajes %)

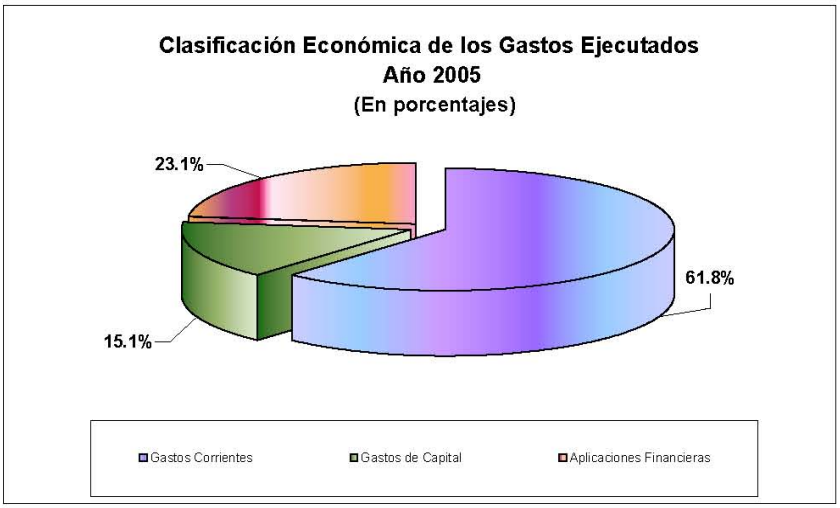

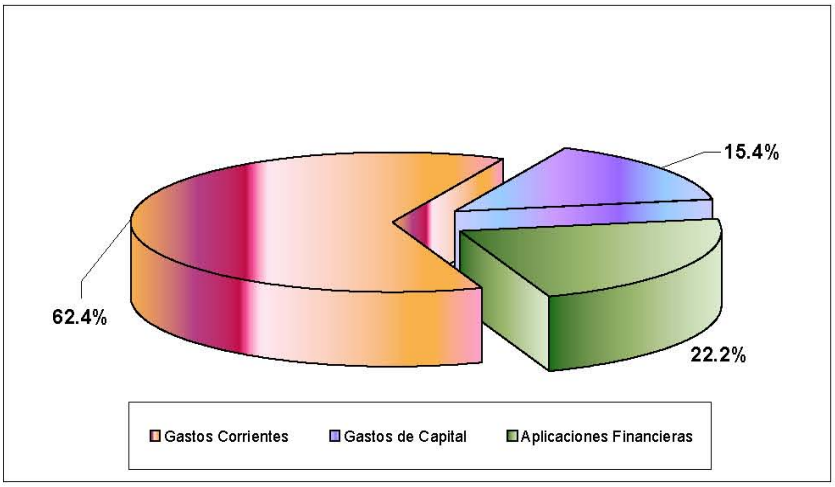

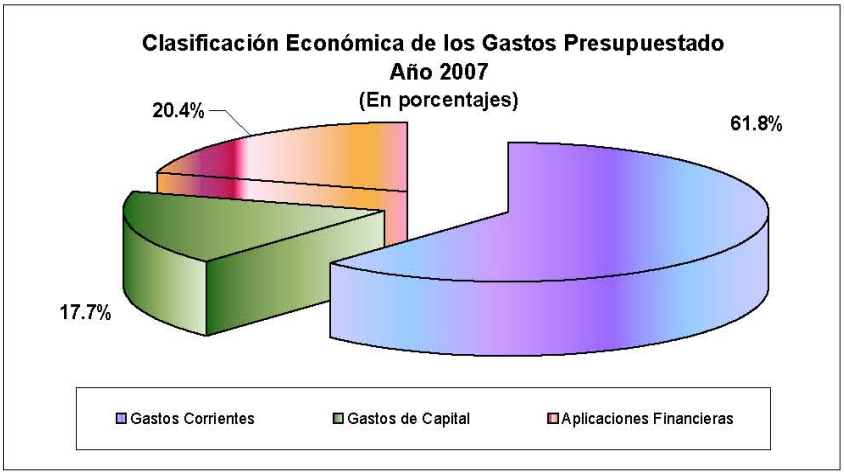

DIRECCION GENERAL DE PRESUPUESTO
CLASIFICACION FUNCIONAL DEL GASTO EJECUTADO
AÑOS 2005-2007
SECTOR DESCENTRALIZADO Y AUTONOMO
(En millones de RD$)

FUNCIONES	EJECUTADO					
	2005	%	2006	%	2007	%
SERVICIOS GENERALES	**-**	**-**	**-**	**-**	**38.1**	**0.04**
ADMINISTRACIÓN GENERAL					38.1	0.04
SERVICIOS SOCIALES	**31,313.7**	**41.40**	**38,522.0**	**42.68**	**37,144.4**	**38.41**
EDUCACIÓN	2,307.3	3.05	2,620.5	2.90	3,734.8	3.86
DEPORTES, RECREAC., CULT. Y REL.	7.6	0.01	9.6	0.01	9.9	0.01
SALUD	82.3	0.11	111.1	0.12	116.4	0.12
ASISTENCIA SOCIAL	1,955.9	2.59	2,454.7	2.72	2,255.2	2.33
VIVIENDA Y URBANISMO	2,812.1	3.72	3,513.8	3.89	3,141.2	3.25
AGUA POTABLE Y ALCANTARILLADO	6,715.7	8.88	7,471.3	8.28	10,487.1	10.84
SERVICIOS MUNICIPALES	12,597.5	16.66	16,236.2	17.99	9,404.8	9.72
SEGURIDAD SOCIAL	4,835.3	6.39	6,104.8	6.76	7,995.0	8.27
SERVICIOS ECONÓMICOS	**44,227.5**	**58.48**	**51,605.1**	**57.18**	**59,431.9**	**61.45**
AGROPECUARIO Y PESCA	10,024.0	13.25	9,790.2	10.85	11,734.3	12.13
RIEGO	1,160.2	1.53	1,055.4	1.17	1,378.9	1.43
INDUSTRIA Y COMERCIO	1,080.1	1.43	968.0	1.07	899.0	0.93
TRANSPORTE	819.7	1.08	1,152.1	1.28	1,201.3	1.24
COMUNICACIONES	113.8	0.15	343.9	0.38	376.1	0.39
ENERGÍA	29,312.5	38.76	36,135.9	40.04	41,440.8	42.85
TURISMO	22.5	0.03	48.7	0.05	88.5	0.09
BANCA Y SEGUROS	1,694.7	2.24	2,111.0	2.34	2,313.1	2.39
PROTECCIÓN DEL MEDIO AMB.	**91.9**	**0.12**	**128.8**	**0.14**	**97.1**	**0.10**
PROT. DE LA BIODIVERSIDAD	91.9	0.12	128.8	0.14	97.1	0.10
TOTALES:	**75,633.1**	**100.00**	**90,255.9**	**100.00**	**96,711.5**	**100.00**

DIRECCION GENERAL DE PRESUPUESTO
CLASIFICACION FUNCIONAL DEL GASTO EJECUTADO
SECTOR DESCENTRALIZADO Y AUTONOMO
AÑOS 2005-2007

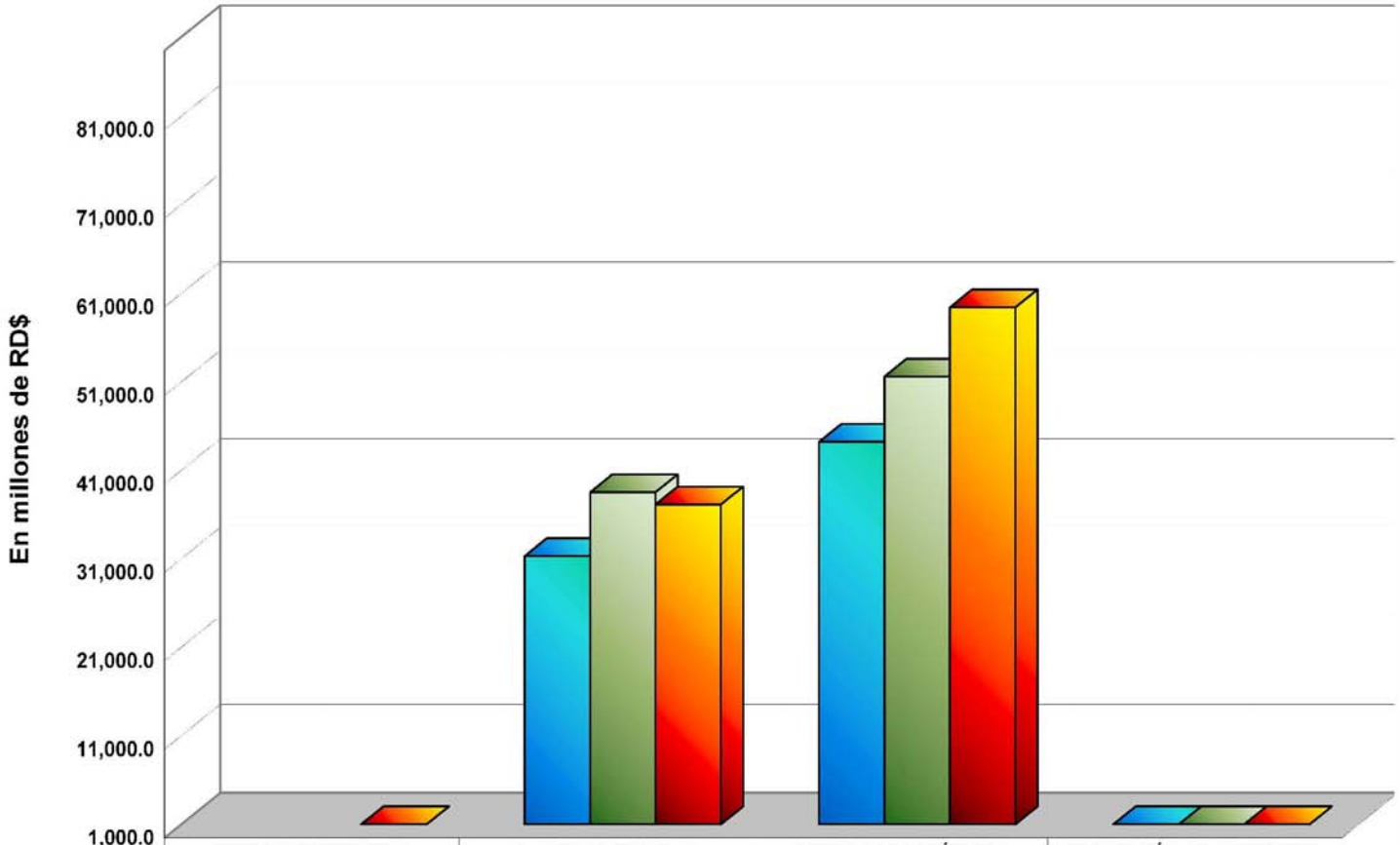

	SERVICIOS GENERALES	SERVICIOS SOCIALES	SERVICIOS ECONÓMICOS	PROTECCIÓN DEL MEDIO AMB.
2005		31,313.7	44,227.52	91.9
2006		38,522.0	51,605.11	128.8
2007	38.1	37,144.4	59,431.87	97.1

DIRECCION GENERAL DE PRESUPUESTO
CLASIFICACION FUNCIONAL DEL GASTO EJECUTADO
SECTOR DESCENTRALIZADO Y AUTONOMO
AÑO 2007
En porcentajes %

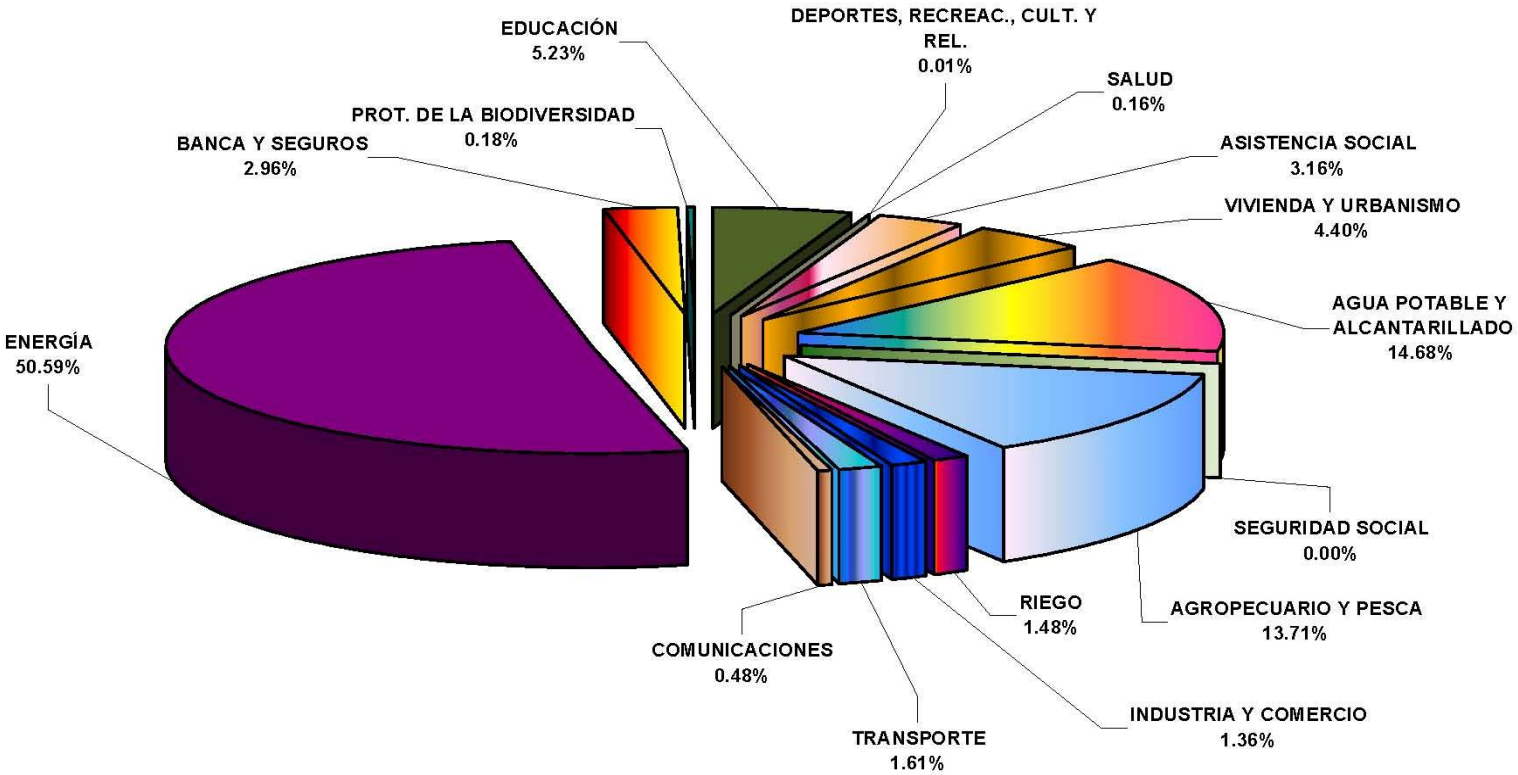

DIRECCION GENERAL DE PRESUPUESTO
COMPARATIVO OBJETAL DEL GASTO EJECUTADO
SECTOR DESCENTRALIZADO Y AUTONOMO
AÑOS 2005-2007

(EN MILLONES RD$)

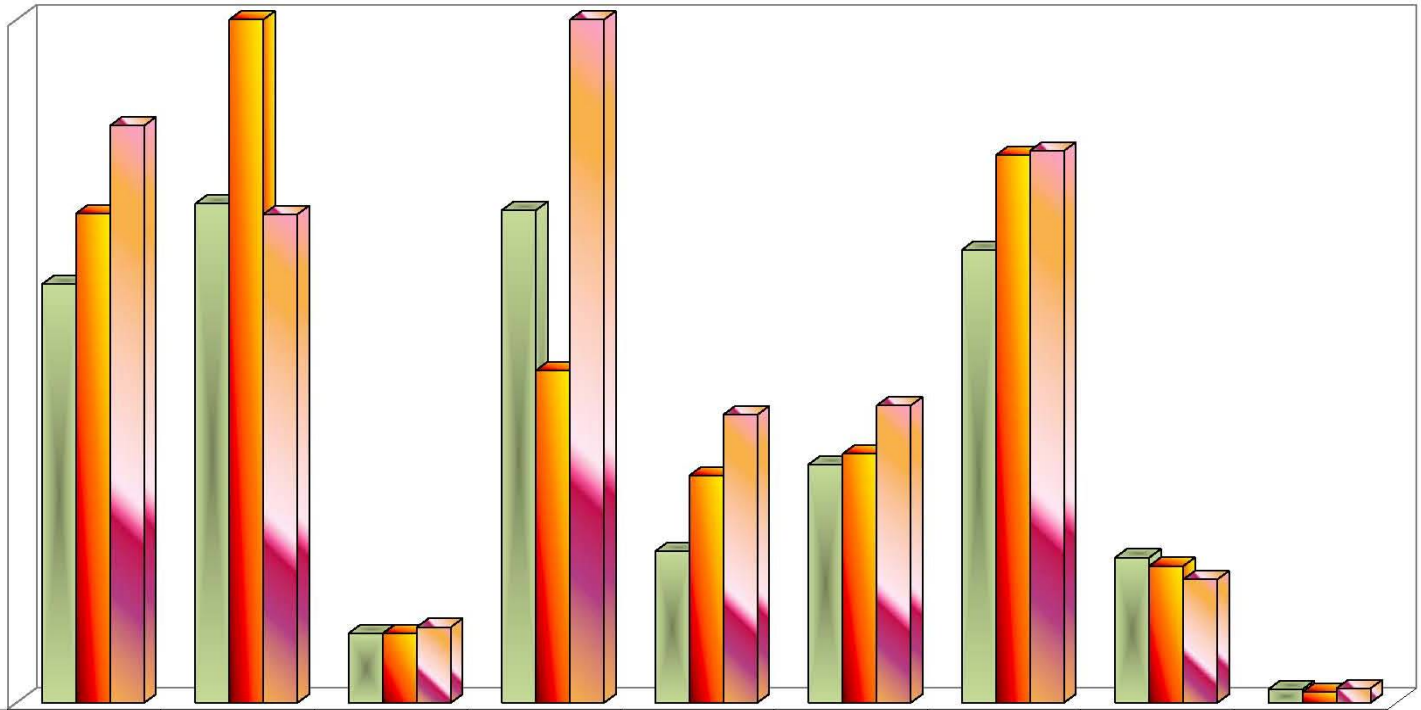

	SERVICIOS PERSONALES	SERVICIOS NO PERSONALES	MATERIALES Y SUMINISTROS	TRANFERENCIAS CORRIENTES	TRANFERENCIAS DE CAPITAL	ACTIVOS NO FINANCIEROS	ACTIVOS FINANCIEROS	PASIVOS FINANCIEROS	GASTOS FINANCIEROS
2005	12,249.8	14,609.4	2,037.6	14,419.7	4,438.6	6,977.6	13,256.0	4,250.7	393.8
2006	14,329.3	29,891.3	2,020.4	9,731.4	6,658.9	7,283.0	16,025.7	4,003.0	312.9
2007	16,897.4	14,302.2	2,215.3	25,966.9	8,431.0	8,702.4	16,158.0	3,612.0	426.4

DIRECCION GENERAL DE PRESUPUESTO DE PRESUPUESTO
DISTRIBUCION SECTORIAL DE LA EJECUCION PRESUPUESTARIA
SECTOR DESCENTRALIZADO Y AUTONOMO
AÑOS 2005-2007
(En millones de RD$ y Porcentajes)

SECCION INSTITUCION	DENOMINACION	EJECUTADO 2005	Participación Porcentual	2006	Participación Porcentual	2007	Participación Porcentual
11112	INSTITUCIONES PUBLICAS DESCENTRALIZADAS O AUTONOMAS	9,208.2	12.2	10,398.5	11.5	12,868.6	13.3
11113	INSTITUCIONES DE SEGURIDAD SOCIAL	4,983.5	6.6	6,203.4	6.9	7,851.1	8.1
11122	INSTITUCIONES DESCENTRALIZADAS DE GOBIERNOS LOCALES	12,597.4	16.7	16,236.2	18.0	9,404.9	9.7
11200	EMPRESAS PUBLICAS NO FINANCIERAS	41,337.7	54.7	50,065.4	55.5	57,772.1	59.7
12100	INSTITUCIONES PUBLICAS FINANCIERAS MONETARIAS	6,598.1	8.7	6,584.8	7.3	8,174.1	8.5
12200	INSTITUCIONES PUBLICAS FINANCIERAS NO MONETARIAS	908.3	1.2	767.6	0.9	640.7	0.7
	TOTALES	**75,633.2**	**100.0**	**90,255.9**	**100.0**	**96,711.5**	**100.0**

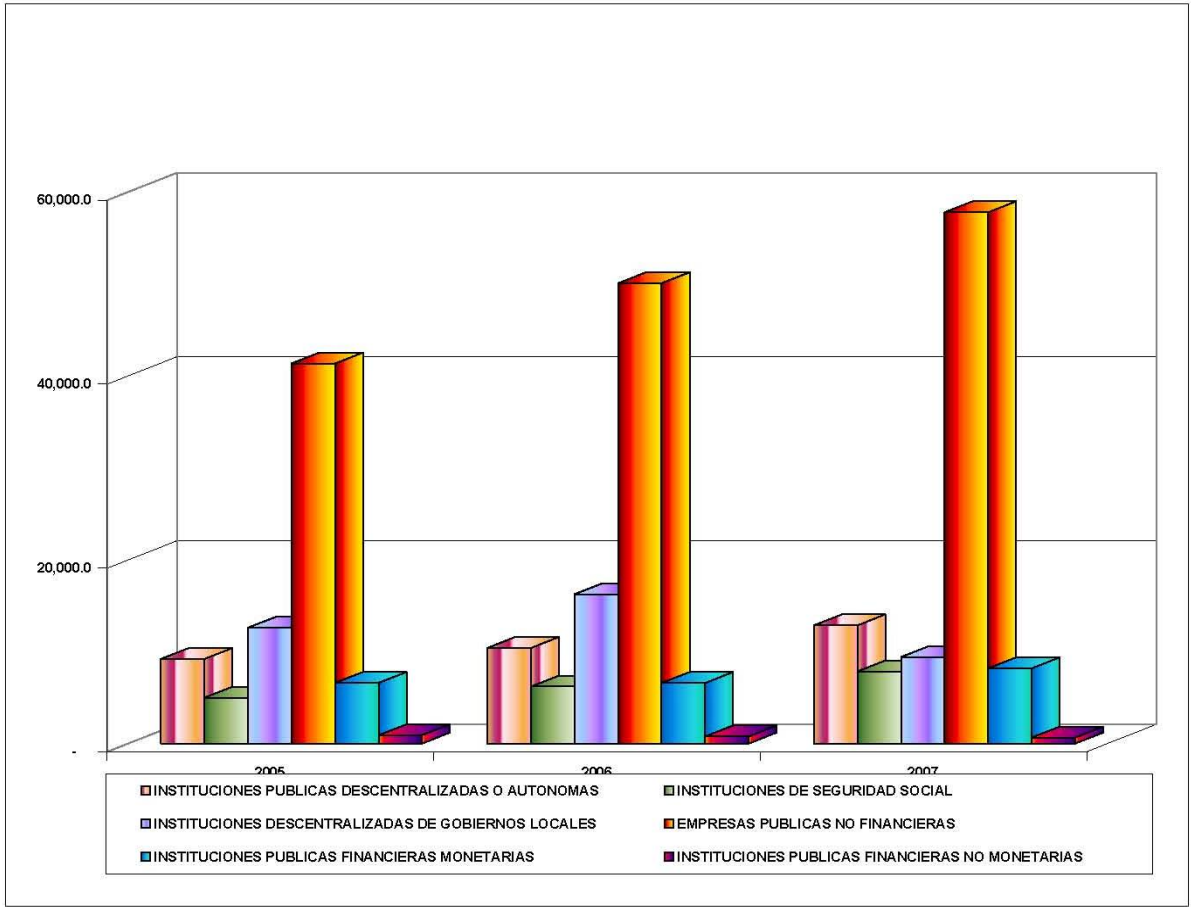

CUADROS GENERALES

DIGEPRES
Dirección General de Presupuesto

INFORMACION GENERAL SOBRE LOS INGRESOS

DIGEPRES
Dirección General de Presupuesto

OFICINA NACIONAL DE PRESUPUESTO

CLASIFICACION DEL INGRESO POR FUENTES DE FINANCIAMIENTO, SEGUN INSTITUCIONES

Desde ENERO hasta DICIEMBRE 2007

SECTOR DESCENTRALIZADO

Expresado en RD$

INSTITUCIONES	FUENTES INTERNAS			FUENTES EXTERNAS			TOTAL GENERAL
	FONDOS PROPIOS	TRANSFERENCIAS	TOTAL FUENTES	CREDITO EXTERNO	DONACIONES EXTERNAS	TOTAL FUENTES	
5001 BANCO AGRICOLA DE LA REPUBLICA DOMINICANA	8,018,823,103	155,316,876	8,174,139,979				8,174,139,979
5005 CAJA DE AHORROS PARA OBREROS Y MONTE DE PIEDAD	117,422,112	11,123,355	128,545,467				128,545,467
5006 CORPORACIÓN DE FOMENTO INDUSTRIAL	336,599,733	175,598,113	512,197,846				512,197,846
5102 CENTRO DOMINICANO DE EXPORTACION E INVERSION	43,570,129	248,405,954	291,976,083				291,976,083
5103 CONSEJO NACIONAL DE POBLACIÓN Y FAMILIA	1,810,799	24,384,225	26,195,024		1,742,120	1,742,120	27,937,144
5104 COMISIÓN ADMINISTRATIVA AEROPORTUARIA	187,106,007		187,106,007				187,106,007
5108 CRUZ ROJA DOMINICANA	53,994,254	32,405,320	86,399,574		2,091,997	2,091,997	88,491,571
5109 DEFENSA CIVIL	28,862,034	80,186,564	109,048,598				109,048,598
5111 INSTITUTO AGRARIO DOMINICANO	83,734,073	958,516,673	1,042,250,746				1,042,250,746
5112 INSTITUTO AZUCARERO DOMINICANO	4,350,807	17,396,312	21,747,119				21,747,119
5114 INSTITUTO PARA EL DESARROLLO DEL NOROESTE	4,710,311	13,876,127	18,586,438				18,586,438
5118 INSTITUTO NACIONAL DE RECURSOS HIDRAÚLICOS	320,766,059	1,059,872,154	1,380,638,213				1,380,638,213
5119 INSTITUTO PARA EL DESARROLLO DEL SUROESTE	8,519,645	22,331,021	30,850,666				30,850,666
5120 JARDÍN BOTÁNICO	14,103,998	27,378,269	41,482,267				41,482,267
5121 LIGA MUNICIPAL DOMINICANA	1,224,787,530	8,180,025,835	9,404,813,365				9,404,813,365
5126 SUPERINTENDENCIA DE BANCOS	1,293,952,477		1,293,952,477				1,293,952,477
5127 SUPERINTENDENCIA DE SEGUROS	303,020,912	432,000,000	735,020,912				735,020,912
5128 UNIVERSIDAD AUTÓNOMA DE SANTO DOMINGO	763,629,017	2,958,469,772	3,722,098,789		12,699,940	12,699,940	3,734,798,729
5130 PARQUE ZOOLÓGICO NACIONAL	13,516,694	26,792,981	40,309,675				40,309,675
5132 INSTITUTO DOM. DE INVESTIGACIONES AGROPECUARIAS Y F.	49,984,247	195,832,897	245,817,144		1,388,477	1,388,477	247,205,621
5133 MUSEO DE HISTORIA NATURAL	4,214,842	11,139,102	15,353,944				15,353,944

OFICINA NACIONAL DE PRESUPUESTO

CLASIFICACION DEL INGRESO POR FUENTES DE FINANCIAMIENTO, SEGUN INSTITUCIONES

Desde ENERO hasta DICIEMBRE 2007

SECTOR DESCENTRALIZADO

Expresado en RD$

INSTITUCIONES	FUENTES INTERNAS			FUENTES EXTERNAS			TOTAL GENERAL
	FONDOS PROPIOS	TRANSFERENCIAS	TOTAL FUENTES	CREDITO EXTERNO	DONACIONES EXTERNAS	TOTAL FUENTES	
5134 ACUARIO NACIONAL	14,543,702	23,545,515	38,089,217				38,089,217
5136 CONSEJO DOMINICANO DEL CAFÉ	223,085,192	343,839,803	566,924,995				566,924,995
5137 INSTITUTO DUARTIANO	1,255,425	8,670,291	9,925,716				9,925,716
5138 COMISIÓN NACIONAL DE ENERGÍA	210,065,992	122,323,424	332,389,416				332,389,416
5139 SUPERINTENDENCIA DE ELECTRICIDAD	407,216,552		407,216,552				407,216,552
5140 INSTITUTO NACIONAL DEL TABACO	104,470,799	243,607,296	348,078,095				348,078,095
5141 SUPERINTENDENCIA DE PENSIONES	160,375,772		160,375,772				160,375,772
5143 INSTITUTO DE DESARROLLO Y CRÉDITO COOPERATIVO	45,174,511	264,664,822	309,839,333				309,839,333
5144 FONDO ESPECIAL PARA EL DESARROLLO AGROPECUARIO	46,744,103	259,555,059	306,299,162				306,299,162
5145 SUPERINTENDENCIA DE VALORES	29,083,934	126,536,729	155,620,663				155,620,663
5146 SUPERINTENDENCIA DE SALUD Y RIESGO LABORAL	136,087,150	46,663,897	182,751,047				182,751,047
5148 CONSEJO NACIONAL DE SEGURIDAD SOCIAL	372,388,742	2,174,879,939	2,547,268,681				2,547,268,681
5150 CONSEJO NACIONAL DE ZONAS FRANCAS	71,979,563	22,842,309	94,821,872				94,821,872
5151 CONSEJO NACIONAL PARA LA NIÑEZ Y LA ADOLECENCIA	8,238,974	587,965,788	596,204,762				596,204,762
5152 CONSEJO NACIONAL DE ESTANCIAS INFANTILES	3,466,630	15,130,105	18,596,735				18,596,735
5153 CONSEJO NACIONAL DE ASUNTOS URBANOS	12,817,915	21,927,816	34,745,731				34,745,731
5201 INSTITUTO DOMINICANO DE SEGUROS SOCIALES	3,620,486,210	1,465,479,530	5,085,965,740				5,085,965,740
5202 INSTITUTO DE AUXILIOS Y VIVIENDAS	187,891,115	30,000,000	217,891,115				217,891,115
6102 CORPORACIÓN DEL ACUEDUCTO Y ALCANTARILLADO DE SANTO DOMINGO	2,075,467,473	2,504,188,247	4,579,655,720				4,579,655,720
6103 CORPORACION ESTATAL DE RADIO Y TELEVISION	60,737,362	71,451,012	132,188,374				132,188,374
6104 CORPORACIÓN DE ACUEDUCTO Y ALCANTARILLADO DE SANTIAGO	818,211,549	192,621,439	1,010,832,988				1,010,832,988

OFICINA NACIONAL DE PRESUPUESTO

CLASIFICACION DEL INGRESO POR FUENTES DE FINANCIAMIENTO, SEGUN INSTITUCIONES

Desde ENERO hasta DICIEMBRE 2007

SECTOR DESCENTRALIZADO

Expresado en RD$

INSTITUCIONES	FUENTES INTERNAS			FUENTES EXTERNAS			TOTAL GENERAL
	FONDOS PROPIOS	TRANSFERENCIAS	TOTAL FUENTES	CREDITO EXTERNO	DONACIONES EXTERNAS	TOTAL FUENTES	
6105 CORPORACIÓN DOMINICANA DE EMPRESAS ELECTRICAS ESTATALES	14,869,117,727	25,831,976,214	40,701,093,941				40,701,093,941
6107 CORPORACIÓN DE ACUEDUCTO Y ALCANTARILLADO DE MOCA	63,161,151	20,875,895	84,037,046				84,037,046
6108 CORPORACIÓN DE ACUEDUCTO Y ALCANTARILLADO DE LA ROMANA	26,037,019	36,758,954	62,795,973				62,795,973
6109 CORPORACIÓN DE ACUEDUCTO Y ALCANTARILLADO DE PUERTO PLATA	125,657,148	217,594,838	343,251,986				343,251,986
6110 CONSEJO ESTATAL DEL AZUCAR	730,714,020	64,694,435	795,408,455				795,408,455
6111 INSTITUTO DE ESTABILIZACIÓN DE PRECIOS	318,871,216	366,404,568	685,275,784				685,275,784
6112 INSTITUTO NACIONAL DE AGUAS POTABLES Y ALCANTARILLADOS	557,856,137	3,848,652,143	4,406,508,280				4,406,508,280
6114 CORPORACIÓN DE FOMENTO HOTELERO Y DESARROLLO DEL TURISMO	88,464,207		88,464,207				88,464,207
6115 INSTITUTO POSTAL DOMINICANO	120,906,021	122,964,527	243,870,548				243,870,548
6116 AUTORIDAD PORTUARIA DOMINICANA	1,014,160,676		1,014,160,676				1,014,160,676
6118 LOTERIA NACIONAL	1,313,458,212		1,313,458,212				1,313,458,212
6119 INSTITUTO NACIONAL DE LA VIVIENDA	693,883,683	1,617,170,437	2,311,054,120				2,311,054,120
TOTALES	**41,409,554,665**	**55,284,036,582**	**96,693,591,247**		**17,922,534**	**17,922,534**	**96,711,513,781**

OFICINA NACIONAL DE PRESUPUESTO

CLASIFICACION ECONOMICA DE INGRESOS

2007

(Expresado en RD$)

CUENTA	DENOMINACION	MONTO
211	**CONTRIBUCION PATRONAL**	**2,161,841,301.00**
211–001	CONTRIBUCION PATRONAL	2,161,841,301.00
212	**CONTRIBUCIÓN DE EMPLEADOS**	**9,726,378.00**
212–001	CONTRIBUCION DE EMPLEADOS	9,726,378.00
221	**CONTRIBUCIÓN PATRONAL**	**130,856,051.00**
221–001	CONTRIBUCIÓN PATRONAL	130,856,051.00
222	**CONTRIBUCION DE EMPLEADOS**	**81,790,773.00**
222–001	CONTRIBUCION DE EMPLEADOS	81,790,773.00
311	**DONACIONES CORRIENTES DE GOBIERNOS EXTRANJEROS**	**16,300,000.00**
311–001	DONACIONES CORRIENTES EN ESPECIE Y SERVICIOS	16,300,000.00
312	**DONACIONES CORRIENTES DE ORGANISMOS INTERNACIONALES**	**3,834,117.00**
312–001	DONACIONES CORRIENTES EN ESPECIE Y SERVICIOS	3,834,117.00
313	**DONACIONES CORRIENTES DEL SECTOR PRIVADO EXTERNO**	**12,699,940.00**
313–001	DEL SECTOR PRIVADO EXTERNO	12,699,940.00
322	**DONACIONES DE CAPITAL DE ORGANISMOS INTERNACIONALES**	**1,388,477.00**
322–001	DONACIONES DE CAPITAL EN ESPECIE Y SERVICIOS	1,388,477.00
411	**TRANSFERENCIAS CORRIENTES DEL SECTOR PRIVADO INTERNO**	**10,694,368.00**
411–001	TRANSFERENCIAS CORRIENTES DEL SECTOR PRIVADO	10,694,368.00
412	**TRANSFERENCIAS CORRIENTES DE LA ADMINISTRACION CENTRAL**	**38,219,651,904.00**
412–001	DE LA ADMINISTRACIÓN CENTRAL	38,219,651,904.00
413	**TRANSFERENCIAS CORRIENTES DE INSTITUCIONES PÚBLICAS DESCENTRALIZADAS**	**170,126,131.00**
413–001	DE INSTITUCIONES PÚBLICAS DESCENTRALIZADAS O AUTÓNOMAS	170,126,131.00
417	**TRANSFERENCIAS CORRIENTES DE INSTITUCIONES PÚBLICAS FINANCIERAS**	**179,647,182.00**
417–001	DE INSTITUCIONES PÚBLICAS FINANCIERAS	179,647,182.00
421	**TRANSFERENCIAS DE CAPITAL DEL SECTOR PRIVADO INTERNO**	**7,313,023.00**
421–001	DEL SECTOR PRIVADO INTERNO	7,313,023.00
422	**TRANSFERENCIAS DE CAPITAL DE LA ADMINISTRACIÓN CENTRAL**	**16,034,512,747.00**
422–001	DE LA ADMINISTRACIÓN CENTRAL	16,034,512,747.00
423	**TRANSFERENCIA DE CAPITAL DE INSTITUCIONES PÚBLICAS DESCENTRALIZADAS**	**95,000,000.00**
423–001	DE INSTITUCIONES PÚBLICAS DESCENTRALIZADAS O AUTÓNOMAS	95,000,000.00
426	**DE EMPRESAS PÚBLICAS NO FINANCIERAS**	**9,540,435.00**
426–001	DE EMPRESAS PÚBLICAS NO FINANCIERAS	9,540,435.00
511	**VENTAS DE MERCANCIAS DEL GOBIERNO GENERAL**	**76,274,336.00**
511–001	VENTAS DE MERCANCIAS DEL ESTADO	76,274,336.00
512	**VENTAS DE MERCANCIAS DE LAS EMPRESAS PÚBLICAS NO FINANCIERAS**	**1,579,833,806.00**
512–001	DE LAS EMPRESAS PÚBLICAS NO FINANCIERAS	1,579,833,806.00
521	**VENTAS DE SERVICIOS DEL GOBIERNO GENERAL**	**2,306,962,869.00**
521–001	VENTA DE SERVICIOS DEL ESTADO	2,306,962,869.00
522	**VENTA DE SERVICIOS DE EMPRESAS PÚBLICAS NO FINANCIERAS**	**13,096,008,541.00**
522–001	VENTAS DE SERVICIOS	13,096,008,541.00

OFICINA NACIONAL DE PRESUPUESTO

CLASIFICACION ECONOMICA DE INGRESOS

2007

(Expresado en RD$)

CUENTA	DENOMINACION	MONTO
523	**VENTAS DE SERVICIOS DE LAS INSTITUCIONES PUBLICAS FINANCIERAS**	**129,968.00**
523–001	DE LAS INSTITUCIONES PÚBLICAS FINANCIERAS	129,968.00
531	**DIVIDENDOS**	**1,284,906.00**
531–001	DIVIDENDOS	1,284,906.00
532	**INTERESES**	**1,315,011,084.00**
532–001	INTERESES PERCIBIDOS	1,315,011,084.00
533	**DERECHOS SOBRE BIENES INTANGIBLES**	**3,410,500.00**
533–001	DERECHOS SOBRE BIENES INTANGIBLES	3,410,500.00
534	**ALQUILERES**	**221,743,281.00**
534–001	ALQUILERES O ARRENDAMIENTOS DE BIENES INMUEBLES	221,743,281.00
591	**RECARGOS**	**281,415,605.00**
591–001	RECARGOS	281,415,605.00
592	**MULTAS**	**20,611,436.00**
592–001	MULTAS	20,611,436.00
593	**CONTRIBUCIONES**	**18,133,047.00**
593–001	CONTRIBUCIONES	18,133,047.00
599	**OTROS INGRESOS NO IDENTIFICADOS**	**3,782,550,374.00**
599–001	OTROS INGRESOS NO ESPECIFICADOS	3,782,550,374.00
611	**VENTA DE TERRENOS**	**352,291,120.00**
611–001	VENTA DE TERRENOS	352,291,120.00
612	**VENTA DE EDIFICIOS**	**36,323,673.00**
612–001	VENTA DE EDIFICIOS	36,323,673.00
613	**VENTA DE MAQUINARIA Y EQUIPO**	**549,450.00**
613–001	VENTA DE MAQUINARIA Y EQUIPO	549,450.00
614	**VENTA DE SEMOVIENTES**	**761,091.00**
614–001	VENTA DE SEMOVIENTES	761,091.00
711	**RECUPERACIÓN DE PRÉSTAMOS DE CORTO PLAZO DEL SECTOR PRIVADO**	**5,176,244,922.00**
711–001	RECUPERACIÓN DE PRÉSTAMOS DE CORTO PLAZO DEL SECTOR PRIVADO	5,176,244,922.00
712	**RECUPERACIÓN DE PRÉSTAMOS DE CORTO PLAZO DEL SECTOR PÚBLICO**	**324,910,079.00**
712–001	RECUPERACIÓN DE PRÉSTAMOS DE CORTO PLAZO DEL SECTOR PÚBLICO	324,910,079.00
714	**RECUPERACIÓN DE PRÉSTAMOS DE LARGO PLAZO DEL SECTOR PÚBLICO**	**83,997,775.00**
714–001	RECUPERACIÓN DE PRÉSTAMOS DE LARGO PLAZO DEL SECTOR PÚBLICO	83,997,775.00
721	**VENTA DE TÍTULOS Y VALORES INTERNOS DE CORTO PLAZO**	**3,000,000.00**
721–001	VENTA DE TÍTULOS VALORES INTERNOS DE CORTO PLAZO	3,000,000.00
741	**DISMINUCIÓN DE CAJA Y BANCOS**	**6,908,799,900.00**
741–001	DISMINUCIÓN DE CAJA Y BANCOS	6,908,799,900.00
742	**DISMINUCIÓN DE CUENTAS POR COBRAR A CORTO PLAZO**	**233,217.00**
742–001	DISMINUCIÓN DE CUENTAS POR COBRAR A CORTO PLAZO	233,217.00
811	**OBTENCIÓN DE PRÉSTAMOS DE CORTO PLAZO DEL SECTOR PRIVADO**	**203,136,964.00**
811–001	OBTENCIÓN DE PRÉSTAMOS DE CORTO PLAZO DEL SECTOR PRIVADO	203,136,964.00

OFICINA NACIONAL DE PRESUPUESTO

CLASIFICACION ECONOMICA DE INGRESOS

2007

(Expresado en RD$)

CUENTA	DENOMINACION	MONTO
812	**OBTENCIÓN DE PRÉSTAMOS DE CORTO PLAZO DEL SECTOR PÚBLICO**	**102,904,285.00**
812–001	OBTENCIÓN DE PRÉSTAMOS DE CORTO PLAZO DEL SECTOR PÚBLICO	102,904,285.00
822	**OBTENCIÓN DE PRÉSTAMOS DE CORTO PLAZO DE ORGANISMOS INTERNACIONALES**	**1,195,031.00**
822–001	OBTENCIÓN DE PRÉSTAMOS DE CORTO PLAZO DE ORGANISMOS INTERNACIONALES	1,195,031.00
831	**COLOCACIÓN DE TÍTULOS VALORES INTERNOS DE CORTO PLAZO**	**14,700,896.00**
831–001	COLOCACIÓN DE TÍTULOS VALORES INTERNOS DE CORTO PLAZO	14,700,896.00
832	**COLOCACIÓN DE TÍTULOS VALORES INTERNOS DE LARGO PLAZO**	**28,040,624.00**
832–001	COLOCACIÓN DE TÍTULOS VALORES INTERNOS DE LARGO PLAZO	28,040,624.00
841	**INCREMENTO DE CUENTAS POR PAGAR INTERNAS, DE CORTO PLAZO**	**3,599,972,411.00**
841–001	INCREMENTO DE CUENTAS POR PAGAR INTERNAS, DE CORTO PLAZO	3,599,972,411.00
842	**INCREMENTO DE CUENTAS POR PAGAR INTERNAS, DE LARGO PLAZO**	**26,159,763.00**
842–001	INCREMENTO DE CUENTAS POR PAGAR INTERNAS, DE LARGO PLAZO	26,159,763.00
	TOTAL GENERAL	**96,711,513,781**

INFORMACION GENERAL SOBRE LOS GASTOS

DIGEPRES
Dirección General de Presupuesto

OFICINA NACIONAL DE PRESUPUESTO

CLASIFICACION POR OBJETO Y CUENTA DEL GASTO

SECTOR DESCENTRALIZADO

ENERO - DICIEMBRE 2007

(valores en RD$)

CODIGO	DESCRIPCION	COMPROMISO	DEVENGADO	PAGADO
1	**SERVICIOS PERSONALES**		**16,897,377,354**	**15,958,768,965**
1 1	SUELDOS PARA CARGOS FIJOS		11,090,821,794	10,811,704,715
1 2	SUELDOS PERSONAL TEMPORERO		1,310,498,416	1,191,702,776
1 3	SOBRESUELDOS		767,770,679	761,052,563
1 4	JORNALES		104,785,464	102,831,346
1 5	HONORARIOS		290,738,790	267,550,902
1 6	DIETAS Y GASTOS DE REPRESENTACIÓN		129,446,967	128,616,752
1 8	GRATIFICACIONES Y BONIFICACIONES		1,734,541,776	1,663,618,768
1 9	CONTRIBUCIONES A LA SEGURIDAD SOCIAL		1,468,773,468	1,031,691,143
2	**SERVICIOS NO PERSONALES**		**14,302,193,531**	**13,717,235,575**
2 1	SERVICIOS DE COMUNICACIONES		242,769,948	216,352,664
2 2	SERVICIOS BÁSICOS		10,550,971,994	10,467,491,139
2 3	PUBLICIDAD, IMPRESIÓN Y ENCUADERNACIÓN		396,610,722	302,553,416
2 4	VIÁTICOS		249,518,574	248,516,440
2 5	TRANSPORTE Y ALMACENAJE		103,409,388	97,904,317
2 6	ALQUILERES		378,667,992	364,613,009
2 7	SEGUROS		520,420,880	480,553,420
2 8	CONSERV., REPS. MENORES Y CONSTS. TEMP.		344,980,619	316,156,300
2 9	OTROS SERVICIOS NO PERSONALES		1,514,843,414	1,223,094,870
3	**MATERIALES Y SUMINISTROS**		**2,215,304,604**	**2,029,289,323**
3 1	ALIMENTOS Y PRODUCTOS AGROFORESTALES		474,626,711	465,992,896
3 2	TEXTILES Y VESTUARIO		91,184,897	80,227,780
3 3	PRODUCTOS DE PAPEL, CARTÓN E IMPRESOS		86,666,667	78,469,517
3 4	COMBUSTIBLES, LUBRICANTES, PROD. QUÍMICOS Y C.		881,406,508	778,241,595
3 5	PRODUCTOS DE CUERO, CAUCHO Y PLASTICO		80,995,878	72,935,596
3 6	PRODUCTOS DE MINERALES METALICOS Y NO METALICOS		89,560,796	83,190,629
3 9	PRODUCTOS Y ÚTILES VARIOS		510,863,147	470,231,310
4	**TRANSFERENCIAS CORRIENTES**		**25,966,850,406**	**25,933,786,309**
4 1	PRESTACIONES DE LA SEGURIDAD SOCIAL		395,454,362	393,158,032
4 2	TRANSFERENCIAS CORRIENTES AL SECTOR PRIVADO		789,799,988	785,353,862
4 3	TRANSFERENCIAS CORRIENTES AL SECTOR PÚBLICO		24,771,045,784	24,748,609,945
4 4	TRANSFERENCIAS CORRIENTES AL SECTOR EXTERNO		10,550,272	6,664,470
5	**TRANSFERENCIAS DE CAPITAL**		**8,430,995,462**	**8,430,995,462**
5 1	TRANSFERENCIAS DE CAPITAL AL SECTOR PRIVADO		1,728,521	1,728,521
5 2	TRANSFERENCIAS DE CAPITAL AL SECTOR PÚBLICO		8,429,266,941	8,429,266,941
6	**ACTIVOS NO FINANCIEROS**		**8,702,368,426**	**6,981,065,282**
6 1	MAQUINARIA Y EQUIPO		860,404,777	741,642,277
6 2	INMUEBLES		62,129,241	52,894,735

OFICINA NACIONAL DE PRESUPUESTO

CLASIFICACION POR OBJETO Y CUENTA DEL GASTO

SECTOR DESCENTRALIZADO

ENERO - DICIEMBRE 2007

(valores en RD$)

CODIGO	DESCRIPCION	COMPROMISO	DEVENGADO	PAGADO
6	**ACTIVOS NO FINANCIEROS**		**8,702,368,426**	**6,981,065,282**
6 3	CONSTRUCCIONES Y MEJORAS		7,700,135,759	6,126,300,676
6 9	OTROS ACTIVOS		79,698,649	60,227,594
7	**ACTIVOS FINANCIEROS**		**16,158,011,806**	**12,417,330,568**
7 1	CONCESIÓN DE PRESTAMOS INTERNOS		6,445,383,947	6,442,499,354
7 2	COMPRA DE TÍTULOS Y VALORES		2,109,099,872	2,104,255,145
7 4	INCREMENTO DE OTROS ACTIVOS FINANCIEROS		7,603,527,987	3,870,576,069
8	**PASIVOS FINANCIEROS**		**3,611,991,958**	**5,664,256,913**
8 1	AMORTIZACIÓN DE PRÉSTAMOS INTERNOS		2,779,078,969	2,778,856,629
8 7	DISMINUCIÓN DE PASIVOS CON PROVEEDORES		832,912,989	2,885,400,284
9	**GASTOS FINANCIEROS**		**426,420,234**	**426,420,234**
9 1	INTERESES DEUDA INTERNA		415,024,535	415,024,535
9 3	COMISIONES Y OTROS GASTOS DE LA LA DEUDA PÚBLICA		11,395,699	11,395,699
	TOTALES		**96,711,513,781**	**91,559,148,631**

OFICINA NACIONAL DE PRESUPUESTO

CLASIFICACION DEL GASTO POR FUENTES DE FINANCIAMIENTO, SEGUN INSTITUCIONES

Desde ENERO hasta DICIEMBRE 2007

SECTOR DESCENTRALIZADO

Expresado en RD$

INSTITUCIONES	FUENTES INTERNAS			FUENTES EXTERNAS			TOTAL GENERAL
	FONDOS PROPIOS	TRANSFERENCIAS	TOTAL FUENTES	CREDITO EXTERNO	DONACIONES EXTERNAS	TOTAL FUENTES	
5001 BANCO AGRICOLA DE LA REPUBLICA DOMINICANA	8,018,823,103	155,316,876	8,174,139,979				8,174,139,979
5005 CAJA DE AHORROS PARA OBREROS Y MONTE DE PIEDAD	117,422,112	11,123,355	128,545,467				128,545,467
5006 CORPORACIÓN DE FOMENTO INDUSTRIAL	336,599,733	175,598,113	512,197,846				512,197,846
5102 CENTRO DOMINICANO DE EXPORTACION E INVERSION	43,570,129	248,405,954	291,976,083				291,976,083
5103 CONSEJO NACIONAL DE POBLACIÓN Y FAMILIA	1,810,799	24,384,225	26,195,024		1,742,120	1,742,120	27,937,144
5104 COMISIÓN ADMINISTRATIVA AEROPORTUARIA	187,106,007		187,106,007				187,106,007
5108 CRUZ ROJA DOMINICANA	53,994,254	32,405,320	86,399,574		2,091,997	2,091,997	88,491,571
5109 DEFENSA CIVIL	28,862,034	80,186,564	109,048,598				109,048,598
5111 INSTITUTO AGRARIO DOMINICANO	83,734,073	958,516,673	1,042,250,746				1,042,250,746
5112 INSTITUTO AZUCARERO DOMINICANO	4,350,807	17,396,312	21,747,119				21,747,119
5114 INSTITUTO PARA EL DESARROLLO DEL NOROESTE	4,710,311	13,876,127	18,586,438				18,586,438
5118 INSTITUTO NACIONAL DE RECURSOS HIDRAÚLICOS	320,766,059	1,059,872,154	1,380,638,213				1,380,638,213
5119 INSTITUTO PARA EL DESARROLLO DEL SUROESTE	8,519,645	22,331,021	30,850,666				30,850,666
5120 JARDÍN BOTÁNICO	14,103,998	27,378,269	41,482,267				41,482,267
5121 LIGA MUNICIPAL DOMINICANA	1,224,434,495	8,180,378,870	9,404,813,365				9,404,813,365
5126 SUPERINTENDENCIA DE BANCOS	1,293,952,477		1,293,952,477				1,293,952,477
5127 SUPERINTENDENCIA DE SEGUROS	303,020,912	432,000,000	735,020,912				735,020,912
5128 UNIVERSIDAD AUTÓNOMA DE SANTO DOMINGO	763,629,017	2,958,469,772	3,722,098,789		12,699,940	12,699,940	3,734,798,729
5130 PARQUE ZOOLÓGICO NACIONAL	13,516,694	26,792,981	40,309,675				40,309,675
5132 INSTITUTO DOM. DE INVESTIGACIONES AGROPECUARIAS Y F.	49,984,247	195,832,897	245,817,144		1,388,477	1,388,477	247,205,621
5133 MUSEO DE HISTORIA NATURAL	4,214,842	11,139,102	15,353,944				15,353,944

OFICINA NACIONAL DE PRESUPUESTO

CLASIFICACION DEL GASTO POR FUENTES DE FINANCIAMIENTO, SEGUN INSTITUCIONES

Desde ENERO hasta DICIEMBRE 2007

SECTOR DESCENTRALIZADO

Expresado en RD$

INSTITUCIONES	FUENTES INTERNAS			FUENTES EXTERNAS			TOTAL GENERAL
	FONDOS PROPIOS	TRANSFERENCIAS	TOTAL FUENTES	CREDITO EXTERNO	DONACIONES EXTERNAS	TOTAL FUENTES	
5134 ACUARIO NACIONAL	14,543,702	23,545,515	38,089,217				38,089,217
5136 CONSEJO DOMINICANO DEL CAFÉ	223,085,192	343,839,803	566,924,995				566,924,995
5137 INSTITUTO DUARTIANO	1,255,425	8,670,291	9,925,716				9,925,716
5138 COMISIÓN NACIONAL DE ENERGÍA	210,065,992	122,323,424	332,389,416				332,389,416
5139 SUPERINTENDENCIA DE ELECTRICIDAD	407,216,552		407,216,552				407,216,552
5140 INSTITUTO NACIONAL DEL TABACO	104,470,799	243,607,296	348,078,095				348,078,095
5141 SUPERINTENDENCIA DE PENSIONES	160,375,772		160,375,772				160,375,772
5143 INSTITUTO DE DESARROLLO Y CRÉDITO COOPERATIVO	45,174,511	264,664,822	309,839,333				309,839,333
5144 FONDO ESPECIAL PARA EL DESARROLLO AGROPECUARIO	46,744,103	259,555,059	306,299,162				306,299,162
5145 SUPERINTENDENCIA DE VALORES	29,083,934	126,536,729	155,620,663				155,620,663
5146 SUPERINTENDENCIA DE SALUD Y RIESGO LABORAL	136,087,150	46,663,897	182,751,047				182,751,047
5148 CONSEJO NACIONAL DE SEGURIDAD SOCIAL	372,388,742	2,174,879,939	2,547,268,681				2,547,268,681
5150 CONSEJO NACIONAL DE ZONAS FRANCAS	71,979,563	22,842,309	94,821,872				94,821,872
5151 CONSEJO NACIONAL PARA LA NIÑEZ Y LA ADOLECENCIA	8,238,974	587,965,788	596,204,762				596,204,762
5152 CONSEJO NACIONAL DE ESTANCIAS INFANTILES	3,466,630	15,130,105	18,596,735				18,596,735
5153 CONSEJO NACIONAL DE ASUNTOS URBANOS	12,817,915	21,927,816	34,745,731				34,745,731
5201 INSTITUTO DOMINICANO DE SEGUROS SOCIALES	3,620,486,210	1,465,479,530	5,085,965,740				5,085,965,740
5202 INSTITUTO DE AUXILIOS Y VIVIENDAS	187,891,115	30,000,000	217,891,115				217,891,115
6102 CORPORACIÓN DEL ACUEDUCTO Y ALCANTARILLADO DE SANTO DOMINGO	2,075,467,473	2,504,188,247	4,579,655,720				4,579,655,720
6103 CORPORACION ESTATAL DE RADIO Y TELEVISION	60,737,362	71,451,012	132,188,374				132,188,374
6104 CORPORACIÓN DE ACUEDUCTO Y ALCANTARILLADO DE SANTIAGO	818,211,549	192,621,439	1,010,832,988				1,010,832,988

OFICINA NACIONAL DE PRESUPUESTO

CLASIFICACION DEL GASTO POR FUENTES DE FINANCIAMIENTO, SEGUN INSTITUCIONES

Desde ENERO hasta DICIEMBRE 2007

SECTOR DESCENTRALIZADO

Expresado en RD$

INSTITUCIONES	FUENTES INTERNAS			FUENTES EXTERNAS			TOTAL GENERAL
	FONDOS PROPIOS	TRANSFERENCIAS	TOTAL FUENTES	CREDITO EXTERNO	DONACIONES EXTERNAS	TOTAL FUENTES	
6105 CORPORACIÓN DOMINICANA DE EMPRESAS ELECTRICAS ESTATALES	14,869,117,727	25,831,976,214	40,701,093,941				40,701,093,941
6107 CORPORACIÓN DE ACUEDUCTO Y ALCANTARILLADO DE MOCA	63,161,151	20,875,895	84,037,046				84,037,046
6108 CORPORACIÓN DE ACUEDUCTO Y ALCANTARILLADO DE LA ROMANA	26,037,019	36,758,954	62,795,973				62,795,973
6109 CORPORACIÓN DE ACUEDUCTO Y ALCANTARILLADO DE PUERTO PLATA	125,657,148	217,594,838	343,251,986				343,251,986
6110 CONSEJO ESTATAL DEL AZUCAR	730,714,020	64,694,435	795,408,455				795,408,455
6111 INSTITUTO DE ESTABILIZACIÓN DE PRECIOS	318,871,216	366,404,568	685,275,784				685,275,784
6112 INSTITUTO NACIONAL DE AGUAS POTABLES Y ALCANTARILLADOS	557,856,137	3,848,652,143	4,406,508,280				4,406,508,280
6114 CORPORACIÓN DE FOMENTO HOTELERO Y DESARROLLO DEL TURISMO	88,464,207		88,464,207				88,464,207
6115 INSTITUTO POSTAL DOMINICANO	120,906,021	122,964,527	243,870,548				243,870,548
6116 AUTORIDAD PORTUARIA DOMINICANA	1,014,160,676		1,014,160,676				1,014,160,676
6118 LOTERIA NACIONAL	1,313,458,212		1,313,458,212				1,313,458,212
6119 INSTITUTO NACIONAL DE LA VIVIENDA	693,883,683	1,617,170,437	2,311,054,120				2,311,054,120
TOTALES	**41,409,201,630**	**55,284,389,617**	**96,693,591,247**		**17,922,534**	**17,922,534**	**96,711,513,781**

OFICINA NACIONAL DE PRESUPUESTO
SECTOR DESCENTRALIZADO
PRESUPUESTADO VS EJECUTADO
ENERO - DICIEMBRE 2007
(Valores en RD$)

CODIGO	DESCRIPCION	PRESUPUESTADO	EJECUTADO	% EJECUTADO
5001	BANCO AGRICOLA DE LA REPUBLICA DOMINICANA	6,714,494,995	8,174,139,979	121.74 %
5005	CAJA DE AHORROS PARA OBREROS Y MONTE DE PIEDAD	133,410,524	128,545,467	96.35 %
5006	CORPORACIÓN DE FOMENTO INDUSTRIAL	343,523,967	512,197,846	149.10 %
5102	CENTRO DOMINICANO DE EXPORTACION E INVERSION	221,748,588	291,976,083	131.67 %
5103	CONSEJO NACIONAL DE POBLACIÓN Y FAMILIA	23,700,590	27,937,144	117.88 %
5104	COMISIÓN ADMINISTRATIVA AEROPORTUARIA	256,699,156	187,106,007	72.89 %
5108	CRUZ ROJA DOMINICANA	74,096,092	88,491,571	119.43 %
5109	DEFENSA CIVIL	27,644,307	109,048,598	394.47 %
5111	INSTITUTO AGRARIO DOMINICANO	856,903,116	1,042,250,746	121.63 %
5112	INSTITUTO AZUCARERO DOMINICANO	72,134,447	21,747,119	30.15 %
5114	INSTITUTO PARA EL DESARROLLO DEL NOROESTE	14,210,955	18,586,438	130.79 %
5118	INSTITUTO NACIONAL DE RECURSOS HIDRAÚLICOS	1,573,144,690	1,380,638,213	87.76 %
5119	INSTITUTO PARA EL DESARROLLO DEL SUROESTE	20,201,374	30,850,666	152.72 %
5120	JARDÍN BOTÁNICO	49,290,809	41,482,267	84.16 %
5121	LIGA MUNICIPAL DOMINICANA	12,176,859,870	9,404,813,365	77.24 %
5126	SUPERINTENDENCIA DE BANCOS	859,524,658	1,293,952,477	150.54 %
5127	SUPERINTENDENCIA DE SEGUROS	451,796,499	735,020,912	162.69 %
5128	UNIVERSIDAD AUTÓNOMA DE SANTO DOMINGO	2,689,572,788	3,734,798,729	138.86 %
5130	PARQUE ZOOLÓGICO NACIONAL	29,996,729	40,309,675	134.38 %
5132	INSTITUTO DOM. DE INVESTIGACIONES AGROPECUARIAS Y F.	235,436,264	247,205,621	105.00 %
5133	MUSEO DE HISTORIA NATURAL	11,517,409	15,353,944	133.31 %
5134	ACUARIO NACIONAL	20,870,998	38,089,217	182.50 %
5136	CONSEJO DOMINICANO DEL CAFÉ	337,894,980	566,924,995	167.78 %
5137	INSTITUTO DUARTIANO	10,738,318	9,925,716	92.43 %

OFICINA NACIONAL DE PRESUPUESTO
SECTOR DESCENTRALIZADO
PRESUPUESTADO VS EJECUTADO
ENERO - DICIEMBRE 2007
(Valores en RD$)

CODIGO	DESCRIPCION	PRESUPUESTADO	EJECUTADO	% EJECUTADO
5138	COMISIÓN NACIONAL DE ENERGÍA	470,260,527	332,389,416	70.68 %
5139	SUPERINTENDENCIA DE ELECTRICIDAD	343,171,000	407,216,552	118.66 %
5140	INSTITUTO NACIONAL DEL TABACO	224,868,272	348,078,095	154.79 %
5141	SUPERINTENDENCIA DE PENSIONES	152,948,406	160,375,772	104.86 %
5143	INSTITUTO DE DESARROLLO Y CRÉDITO COOPERATIVO	256,774,487	309,839,333	120.67 %
5144	FONDO ESPECIAL PARA EL DESARROLLO AGROPECUARIO	256,986,961	306,299,162	119.19 %
5145	SUPERINTENDENCIA DE VALORES	142,404,852	155,620,663	109.28 %
5146	SUPERINTENDENCIA DE SALUD Y RIESGO LABORAL	139,871,633	182,751,047	130.66 %
5148	CONSEJO NACIONAL DE SEGURIDAD SOCIAL	2,034,694,644	2,547,268,681	125.19 %
5150	CONSEJO NACIONAL DE ZONAS FRANCAS	72,203,809	94,821,872	131.33 %
5151	CONSEJO NACIONAL PARA LA NIÑEZ Y LA ADOLECENCIA	472,945,524	596,204,762	126.06 %
5152	CONSEJO NACIONAL DE ESTANCIAS INFANTILES	13,869,884	18,596,735	134.08 %
5153	CONSEJO NACIONAL DE ASUNTOS URBANOS	20,591,063	34,745,731	168.74 %
5201	INSTITUTO DOMINICANO DE SEGUROS SOCIALES	3,642,125,877	5,085,965,740	139.64 %
5202	INSTITUTO DE AUXILIOS Y VIVIENDAS	495,842,540	217,891,115	43.94 %
6102	CORPORACIÓN DEL ACUEDUCTO Y ALCANTARILLADO DE SANTO DOMINGO	2,506,543,960	4,579,655,720	182.71 %
6103	CORPORACION ESTATAL DE RADIO Y TELEVISION	141,312,394	132,188,374	93.54 %
6104	CORPORACIÓN DE ACUEDUCTO Y ALCANTARILLADO DE SANTIAGO	813,773,766	1,010,832,988	124.22 %
6105	CORPORACIÓN DOMINICANA DE EMPRESAS ELECTRICAS ESTATALES	28,165,872,539	40,701,093,941	144.50 %
6107	CORPORACIÓN DE ACUEDUCTO Y ALCANTARILLADO DE MOCA	70,531,069	84,037,046	119.15 %
6108	CORPORACIÓN DE ACUEDUCTO Y ALCANTARILLADO DE LA ROMANA	62,000,000	62,795,973	101.28 %
6109	CORPORACIÓN DE ACUEDUCTO Y ALCANTARILLADO DE PUERTO PLATA	777,691,293	343,251,986	44.14 %
6110	CONSEJO ESTATAL DEL AZUCAR	567,879,138	795,408,455	140.07 %
6111	INSTITUTO DE ESTABILIZACIÓN DE PRECIOS	441,844,263	685,275,784	155.09 %

OFICINA NACIONAL DE PRESUPUESTO
SECTOR DESCENTRALIZADO
PRESUPUESTADO VS EJECUTADO
ENERO - DICIEMBRE 2007
(Valores en RD$)

CODIGO	DESCRIPCION	PRESUPUESTADO	EJECUTADO	% EJECUTADO
6112	INSTITUTO NACIONAL DE AGUAS POTABLES Y ALCANTARILLADOS	4,128,734,768	4,406,508,280	106.73 %
6114	CORPORACIÓN DE FOMENTO HOTELERO Y DESARROLLO DEL TURISMO	67,380,497	88,464,207	131.29 %
6115	INSTITUTO POSTAL DOMINICANO	170,297,367	243,870,548	143.20 %
6116	AUTORIDAD PORTUARIA DOMINICANA	927,150,445	1,014,160,676	109.38 %
6118	LOTERIA NACIONAL	1,210,708,829	1,313,458,212	108.49 %
6119	INSTITUTO NACIONAL DE LA VIVIENDA	1,641,469,656	2,311,054,120	140.79 %
	TOTALES	**77,638,161,586**	**96,711,513,781**	**124.5 %**

OFICINA NACIONAL DE PRESUPUESTO

CLASIFICACION POR FUENTES DE FINANCIAMIENTO, SEGUN INSTITUCIONES

SECTOR DESCENTRALIZADO

ENERO - DICIEMBRE 2007

EXPRESADO EN RD$

INSTITUCIONES	FUENTES INTERNAS			FUENTES EXTERNAS			TOTAL GENERAL
	FONDOS PROPIOS	TRANSFERENCIAS	TOTAL FUENTES	CREDITO EXTERNO	DONACIONES EXTERNAS	TOTAL FUENTES	
1 SERVICIOS PERSONALES	8,330,296,588	8,555,639,803	16,885,936,391		11,440,963	11,440,963	16,897,377,354
2 SERVICIOS NO PERSONALES	10,202,168,535	4,097,535,758	14,299,704,293		2,489,238	2,489,238	14,302,193,531
3 MATERIALES Y SUMINISTROS	1,541,399,230	673,096,585	2,214,495,815		808,789	808,789	2,215,304,604
4 TRANSFERENCIAS CORRIENTES	1,938,245,683	24,028,550,198	25,966,795,881		54,525	54,525	25,966,850,406
5 TRANSFERENCIAS DE CAPITAL	706,915,338	7,724,080,124	8,430,995,462				8,430,995,462
6 ACTIVOS NO FINANCIEROS	3,056,521,925	5,645,578,230	8,702,100,155		268,271	268,271	8,702,368,426
7 ACTIVOS FINANCIEROS	12,080,362,662	4,075,497,718	16,155,860,380		2,151,426	2,151,426	16,158,011,806
8 PASIVOS FINANCIEROS	3,193,951,382	417,331,254	3,611,282,636		709,322	709,322	3,611,991,958
9 GASTOS FINANCIEROS	359,340,287	67,079,947	426,420,234				426,420,234
TOTALES	**41,409,201,630**	**55,284,389,617**	**96,693,591,247**		**17,922,534**	**17,922,534**	**96,711,513,781**

OFICINA NACIONAL DE PRESUPUESTO

CLASIFICACION FUNCIONAL DEL GASTO, SEGUN INSTITUCIONES

SECTOR DESCENTRALIZADO

ENERO - DICIEMBRE 2007

EXPRESADO EN RD$

INSTITUCIONES	SERVICIOS GENERALES	SERVICIOS SOCIALES	SERVICIOS ECONOMICOS	DEUDA PUBLICA	PROTECCION DEL MEDIO AMBIENTE	TOTAL GENERAL
5001 BANCO AGRICOLA DE LA REPUBLICA DOMINICANA			8,174,139,979			8,174,139,979
5005 CAJA DE AHORROS PARA OBREROS Y MONTE DE PIEDAD			128,545,467			128,545,467
5006 CORPORACIÓN DE FOMENTO INDUSTRIAL			512,197,846			512,197,846
5102 CENTRO DOMINICANO DE EXPORTACION E INVERSION			291,976,083			291,976,083
5103 CONSEJO NACIONAL DE POBLACIÓN Y FAMILIA		27,937,144				27,937,144
5104 COMISIÓN ADMINISTRATIVA AEROPORTUARIA			187,106,007			187,106,007
5108 CRUZ ROJA DOMINICANA		88,491,571				88,491,571
5109 DEFENSA CIVIL		109,048,598				109,048,598
5111 INSTITUTO AGRARIO DOMINICANO			1,042,250,746			1,042,250,746
5112 INSTITUTO AZUCARERO DOMINICANO			21,747,119			21,747,119
5114 INSTITUTO PARA EL DESARROLLO DEL NOROESTE		18,586,438				18,586,438
5118 INSTITUTO NACIONAL DE RECURSOS HIDRAÚLICOS			1,380,638,213			1,380,638,213
5119 INSTITUTO PARA EL DESARROLLO DEL SUROESTE			30,850,666			30,850,666
5120 JARDÍN BOTÁNICO					41,482,267	41,482,267
5121 LIGA MUNICIPAL DOMINICANA		9,404,813,365				9,404,813,365
5126 SUPERINTENDENCIA DE BANCOS			1,293,952,477			1,293,952,477
5127 SUPERINTENDENCIA DE SEGUROS			735,020,912			735,020,912

OFICINA NACIONAL DE PRESUPUESTO

CLASIFICACION FUNCIONAL DEL GASTO, SEGUN INSTITUCIONES

SECTOR DESCENTRALIZADO

ENERO - DICIEMBRE 2007

EXPRESADO EN RD$

INSTITUCIONES	SERVICIOS GENERALES	SERVICIOS SOCIALES	SERVICIOS ECONOMICOS	DEUDA PUBLICA	PROTECCION DEL MEDIO AMBIENTE	TOTAL GENERAL
5128 UNIVERSIDAD AUTÓNOMA DE SANTO DOMINGO		3,734,798,729				3,734,798,729
5130 PARQUE ZOOLÓGICO NACIONAL					40,309,675	40,309,675
5132 INSTITUTO DOM. DE INVESTIGACIONES AGROPECUARIAS Y F.			247,205,621			247,205,621
5133 MUSEO DE HISTORIA NATURAL					15,353,944	15,353,944
5134 ACUARIO NACIONAL	38,089,217					38,089,217
5136 CONSEJO DOMINICANO DEL CAFÉ			566,924,995			566,924,995
5137 INSTITUTO DUARTIANO		9,925,716				9,925,716
5138 COMISIÓN NACIONAL DE ENERGÍA			332,389,416			332,389,416
5139 SUPERINTENDENCIA DE ELECTRICIDAD			407,216,552			407,216,552
5140 INSTITUTO NACIONAL DEL TABACO			348,078,095			348,078,095
5141 SUPERINTENDENCIA DE PENSIONES		160,375,772				160,375,772
5143 INSTITUTO DE DESARROLLO Y CRÉDITO COOPERATIVO			309,839,333			309,839,333
5144 FONDO ESPECIAL PARA EL DESARROLLO AGROPECUARIO			306,299,162			306,299,162
5145 SUPERINTENDENCIA DE VALORES			155,620,663			155,620,663
5146 SUPERINTENDENCIA DE SALUD Y RIESGO LABORAL		182,751,047				182,751,047
5148 CONSEJO NACIONAL DE SEGURIDAD SOCIAL		2,547,268,681				2,547,268,681
5150 CONSEJO NACIONAL DE ZONAS FRANCAS			94,821,872			94,821,872

OFICINA NACIONAL DE PRESUPUESTO

CLASIFICACION FUNCIONAL DEL GASTO, SEGUN INSTITUCIONES

SECTOR DESCENTRALIZADO

ENERO - DICIEMBRE 2007

EXPRESADO EN RD$

INSTITUCIONES	SERVICIOS GENERALES	SERVICIOS SOCIALES	SERVICIOS ECONOMICOS	DEUDA PUBLICA	PROTECCION DEL MEDIO AMBIENTE	TOTAL GENERAL
5151 CONSEJO NACIONAL PARA LA NIÑEZ Y LA ADOLECENCIA		596,204,762				596,204,762
5152 CONSEJO NACIONAL DE ESTANCIAS INFANTILES		18,596,735				18,596,735
5153 CONSEJO NACIONAL DE ASUNTOS URBANOS		34,745,731				34,745,731
5201 INSTITUTO DOMINICANO DE SEGUROS SOCIALES		5,085,965,740				5,085,965,740
5202 INSTITUTO DE AUXILIOS Y VIVIENDAS		217,891,115				217,891,115
6102 CORPORACIÓN DEL ACUEDUCTO Y ALCANTARILLADO DE SANTO DOMINGO		4,579,655,720				4,579,655,720
6103 CORPORACION ESTATAL DE RADIO Y TELEVISION			132,188,374			132,188,374
6104 CORPORACIÓN DE ACUEDUCTO Y ALCANTARILLADO DE SANTIAGO		1,010,832,988				1,010,832,988
6105 CORPORACIÓN DOMINICANA DE EMPRESAS ELECTRICAS ESTATALES			40,701,093,941			40,701,093,941
6107 CORPORACIÓN DE ACUEDUCTO Y ALCANTARILLADO DE MOCA		84,037,046				84,037,046
6108 CORPORACIÓN DE ACUEDUCTO Y ALCANTARILLADO DE LA ROMANA		62,795,973				62,795,973
6109 CORPORACIÓN DE ACUEDUCTO Y ALCANTARILLADO DE PUERTO PLATA		343,251,986				343,251,986
6110 CONSEJO ESTATAL DEL AZUCAR		795,408,455				795,408,455
6111 INSTITUTO DE ESTABILIZACIÓN DE PRECIOS			685,275,784			685,275,784
6112 INSTITUTO NACIONAL DE AGUAS POTABLES Y ALCANTARILLADOS		4,406,508,280				4,406,508,280
6114 CORPORACIÓN DE FOMENTO HOTELERO Y DESARROLLO DEL TURISMO			88,464,207			88,464,207
6115 INSTITUTO POSTAL DOMINICANO			243,870,548			243,870,548

OFICINA NACIONAL DE PRESUPUESTO

CLASIFICACION FUNCIONAL DEL GASTO, SEGUN INSTITUCIONES

SECTOR DESCENTRALIZADO

ENERO - DICIEMBRE 2007

EXPRESADO EN RD$

INSTITUCIONES	SERVICIOS GENERALES	SERVICIOS SOCIALES	SERVICIOS ECONOMICOS	DEUDA PUBLICA	PROTECCION DEL MEDIO AMBIENTE	TOTAL GENERAL
6116 AUTORIDAD PORTUARIA DOMINICANA			**1,014,160,676**			**1,014,160,676**
6118 LOTERIA NACIONAL		**1,313,458,212**				**1,313,458,212**
6119 INSTITUTO NACIONAL DE LA VIVIENDA		**2,311,054,120**				**2,311,054,120**
TOTALES	**38,089,217**	**37,144,403,924**	**59,431,874,754**		**97,145,886**	**96,711,513,781**

OFICINA NACIONAL DE PRESUPUESTO

CLASIFICACION POR OBJETO DEL GASTO, SEGUN INSTITUCIONES

SECTOR DESCENTRALIZADO

ENERO - DICIEMBRE 2007

Expresado en RD$

INSTITUCIONES	SERVICIOS PERSONALES	SERVICIOS NO PERSONALES	MATERIALES Y SUMINISTROS	TRANSFERENCIAS CORRIENTES	TRANSFERENCIAS DE CAPITAL	ACTIVOS NO FINANCIEROS	ACTIVOS FINANCIEROS	PASIVOS FINANCIEROS	GASTOS FINANCIEROS	TOTAL GENERAL
5001 BANCO AGRICOLA DE LA REPUBLICA DOMINICANA	458,790,846	106,181,690	29,002,628	69,137,548		19,830,284	7,166,922,470	25,461,665	298,792,646	8,174,139,979
5005 CAJA DE AHORROS PARA OBREROS Y MONTE DE PIEDAD	30,691,368	7,543,133	1,540,800			826,414	87,943,752			128,545,467
5006 CORPORACIÓN DE FOMENTO INDUSTRIAL	143,526,220	96,719,790	7,990,859	12,761,157		172,163,313	79,036,507			512,197,846
5102 CENTRO DOMINICANO DE EXPORTACION E INVERSION	134,132,345	95,856,882	23,131,457	3,513,513		6,950,991	26,991,829	1,399,066		291,976,083
5103 CONSEJO NACIONAL DE POBLACIÓN Y FAMILIA	21,808,345	2,661,584	1,353,837			147,420	1,965,958			27,937,144
5104 COMISIÓN ADMINISTRATIVA AEROPORTUARIA	79,476,931	10,987,496	5,214,483	15,294,741		4,042,298	64,486,910	7,603,148		187,106,007
5108 CRUZ ROJA DOMINICANA	37,662,568	12,435,235	21,081,225	12,441,634		4,562,444	308,465			88,491,571
5109 DEFENSA CIVIL	18,642,258	25,748,020	26,394,586	8,977,610		3,299,125	19,211,360	4,775,639		109,048,598
5111 INSTITUTO AGRARIO DOMINICANO	759,018,528	117,861,311	39,394,843	13,372,377		19,294,995	93,178,623	130,069		1,042,250,746
5112 INSTITUTO AZUCARERO DOMINICANO	8,816,032	4,153,061	1,671,787	3,010,635		2,332,350	1,719,739	43,515		21,747,119
5114 INSTITUTO PARA EL DESARROLLO DEL NOROESTE	6,137,246	1,943,212	1,912,452			6,441,866	2,151,662			18,586,438
5118 INSTITUTO NACIONAL DE RECURSOS HIDRAÚLICOS	477,088,776	113,611,601	115,659,820	53,485,369		323,119,202	297,673,445			1,380,638,213
5119 INSTITUTO PARA EL DESARROLLO DEL SUROESTE	15,826,675	6,411,825	3,144,241	1,135,995		1,097,468	3,234,462			30,850,666
5120 JARDÍN BOTÁNICO	24,016,088	4,736,874	5,907,718	383,043		878,219	5,560,325			41,482,267
5121 LIGA MUNICIPAL DOMINICANA	232,828,285	66,408,805	18,541,519	4,864,297,139	2,994,078,046		1,176,540,778		52,118,791	9,404,813,365
5126 SUPERINTENDENCIA DE BANCOS	607,074,624	74,766,708	22,081,378	84,236,723	1,503,521	23,444,833	458,643,827	22,198,863		1,293,952,477
5127 SUPERINTENDENCIA DE SEGUROS	243,469,443	39,509,541	16,899,612	73,981,867		45,738,391	313,422,058			735,020,912
5128 UNIVERSIDAD AUTÓNOMA DE SANTO DOMINGO	2,813,541,869	136,451,892	96,071,847	49,251,123		411,599,154	176,425,496	46,550,233	4,907,315	3,734,798,729
5130 PARQUE ZOOLÓGICO NACIONAL	14,483,600	9,442,167	7,075,615	145,593		2,673,766	2,576,335	3,912,599		40,309,675
5132 INSTITUTO DOM. DE INVESTIGACIONES AGROPECUARIAS Y F.	151,439,657	32,598,936	29,910,830	3,474,790		12,176,186	16,660,186	945,036		247,205,621
5133 MUSEO DE HISTORIA NATURAL	9,287,342	2,825,629	1,250,039	29,600		233,796	1,727,538			15,353,944
5134 ACUARIO NACIONAL	9,515,267	7,054,285	5,832,749	5,000		6,425,018	4,896,148	4,360,750		38,089,217
5136 CONSEJO DOMINICANO DEL CAFÉ	113,719,788	63,727,594	18,034,564	18,105,111		26,644,469	320,303,651	6,389,818		566,924,995
5137 INSTITUTO DUARTIANO	4,559,780	2,239,897	1,508,969	3,000		241,732	1,372,338			9,925,716
5138 COMISIÓN NACIONAL DE ENERGÍA	115,361,361	85,729,248	55,082,154	1,411,608		4,701,341	62,471,484	7,632,220		332,389,416
5139 SUPERINTENDENCIA DE ELECTRICIDAD	267,151,859	45,394,937	10,447,341	4,576,668		4,373,175	75,272,572			407,216,552
5140 INSTITUTO NACIONAL DEL TABACO	153,246,467	34,740,691	34,157,307	3,050,214		24,898,143	35,566,702	62,418,571		348,078,095
5141 SUPERINTENDENCIA DE PENSIONES	70,356,184	35,283,616	6,897,590	3,079,606		10,035,781	33,751,287	971,708		160,375,772
5143 INSTITUTO DE DESARROLLO Y CRÉDITO COOPERATIVO	214,076,461	34,367,393	14,612,017	685,001		14,554,556	19,726,378	11,817,527		309,839,333

OFICINA NACIONAL DE PRESUPUESTO

CLASIFICACION POR OBJETO DEL GASTO, SEGUN INSTITUCIONES

SECTOR DESCENTRALIZADO

ENERO - DICIEMBRE 2007

Expresado en RD$

INSTITUCIONES	SERVICIOS PERSONALES	SERVICIOS NO PERSONALES	MATERIALES Y SUMINISTROS	TRANSFERENCIAS CORRIENTES	TRANSFERENCIAS DE CAPITAL	ACTIVOS NO FINANCIEROS	ACTIVOS FINANCIEROS	PASIVOS FINANCIEROS	GASTOS FINANCIEROS	TOTAL GENERAL
5144 FONDO ESPECIAL PARA EL DESARROLLO AGROPECUARIO	227,798,169	5,123,709	4,178,004	3,464,397		7,490,299	41,604,850	16,620,074	19,660	306,299,162
5145 SUPERINTENDENCIA DE VALORES	98,465,227	29,094,683	7,515,129	3,677,205		2,594,875	14,273,544			155,620,663
5146 SUPERINTENDENCIA DE SALUD Y RIESGO LABORAL	88,781,682	21,369,640	7,079,473	4,431,660		2,052,683	12,843,468	46,192,441		182,751,047
5148 CONSEJO NACIONAL DE SEGURIDAD SOCIAL	136,555,272	95,614,409	11,018,892	2,152,406,044		36,905,606	64,458,107	46,308,351		2,547,268,681
5150 CONSEJO NACIONAL DE ZONAS FRANCAS	47,811,030	18,864,182	8,042,820	915,332		3,805,114	14,693,727	689,667		94,821,872
5151 CONSEJO NACIONAL PARA LA NIÑEZ Y LA ADOLECENCIA	282,324,127	126,461,236	145,962,203	12,364,907		9,327,029	14,663,923	4,901,337		596,204,762
5152 CONSEJO NACIONAL DE ESTANCIAS INFANTILES	7,328,064	3,965,823	2,891,292	24,850			4,386,706			18,596,735
5153 CONSEJO NACIONAL DE ASUNTOS URBANOS	14,118,428	8,308,344	6,057,377	226,067		1,018,618	5,014,897			34,745,731
5201 INSTITUTO DOMINICANO DE SEGUROS SOCIALES	2,225,679,681	217,217,306	221,023,698	124,100,355		20,741,991	2,138,769,388	136,433,319		5,085,965,740
5202 INSTITUTO DE AUXILIOS Y VIVIENDAS	139,655,407	32,509,555	13,621,705	3,976,271	225,000	15,667,290	7,743,448	4,492,439		217,891,115
6102 CORPORACIÓN DEL ACUEDUCTO Y ALCANTARILLADO DE SANTO D	1,008,089,589	542,703,302	117,599,464	31,826,228		2,442,236,331	202,729,004	189,176,642	45,295,160	4,579,655,720
6103 CORPORACION ESTATAL DE RADIO Y TELEVISION	70,700,968	22,178,474	14,972,123	8,509,142		10,568,639	4,567,497	691,531		132,188,374
6104 CORPORACIÓN DE ACUEDUCTO Y ALCANTARILLADO DE SANTIAGO	477,998,769	69,131,866	135,968,052	104,110,224		110,856,629	83,935,549	28,831,899		1,010,832,988
6105 CORPORACIÓN DOMINICANA DE EMPRESAS ELECTRICAS ESTATAL	1,678,892,238	10,892,445,618	224,618,352	17,834,212,896	5,227,688,893	1,683,572,964	556,648,056	2,585,420,272	17,594,652	40,701,093,941
6107 CORPORACIÓN DE ACUEDUCTO Y ALCANTARILLADO DE MOCA	46,976,811	7,109,824	11,027,192	1,602,069		14,321,689	1,941,220	1,058,241		84,037,046
6108 CORPORACIÓN DE ACUEDUCTO Y ALCANTARILLADO DE LA ROMAN	22,503,857	9,808,305	6,470,135	241,050		3,872,650	18,028,535	1,871,241		62,795,973
6109 CORPORACIÓN DE ACUEDUCTO Y ALCANTARILLADO DE PUERTO P	135,351,499	23,034,640	12,111,742	811,471		137,736,768	31,478,247	2,727,619		343,251,986
6110 CONSEJO ESTATAL DEL AZUCAR	352,878,994	83,472,667	147,434,743	6,766,737		53,324,537	120,996,170	30,187,034	347,573	795,408,455
6111 INSTITUTO DE ESTABILIZACIÓN DE PRECIOS	270,278,002	65,651,725	156,204,530	22,481,875		19,831,344	58,028,457	87,724,126	5,075,725	685,275,784
6112 INSTITUTO NACIONAL DE AGUAS POTABLES Y ALCANTARILLADOS	1,037,578,165	187,738,802	105,377,117	25,103,975		2,307,404,633	732,276,997	11,028,591		4,406,508,280
6114 CORPORACIÓN DE FOMENTO HOTELERO Y DESARROLLO DEL TURIS	11,326,594	61,518,287	1,872,502	136,009			13,610,815			88,464,207
6115 INSTITUTO POSTAL DOMINICANO	139,164,366	62,803,811	17,750,633	8,547,852		8,040,935	4,904,519	2,658,432		243,870,548
6116 AUTORIDAD PORTUARIA DOMINICANA	559,555,925	164,263,218	69,312,679	10,485,090		111,419,479	64,874,003	34,250,282		1,014,160,676
6118 LOTERIA NACIONAL	331,382,766	191,927,486	126,563,199	305,886,970	7,500,000	10,487,044	339,710,747			1,313,458,212
6119 INSTITUTO NACIONAL DE LA VIVIENDA	250,435,711	82,483,564	14,827,281	689,065	200,000,000	534,364,349	1,055,687,647	170,097,793	2,268,710	2,311,054,120
TOTALES	**16,897,377,354**	**14,302,193,531**	**2,215,304,604**	**25,966,850,406**	**8,430,995,462**	**8,702,368,426**	**16,158,011,806**	**3,611,991,958**	**426,420,234**	**96,711,513,781**

EJECUCION DE CADA INSTITUCION DESCENTRALIZADA O AUTONOMA

DIGEPRES
Dirección General de Presupuesto

INSTITUCIONES PUBLICAS DESCENTRALIZADAS Y AUTONOMAS

DIGEPRES
Dirección General de Presupuesto

CENTRO DE EXPORTACIONES E INVERSION DE LA REPUBLICA

DIGEPRES
Dirección General de Presupuesto

OFICINA NACIONAL DE PRESUPUESTO

CLASIFICACION ECONOMICA DE INGRESOS

TODAS LAS INSTITUCIONES

2007

(Expresado en RD$)

5102 CENTRO DOMINICANO DE EXPORTACION E INVERSION

CUENTA	DENOMINACION	MONTO
311	**DONACIONES CORRIENTES DE GOBIERNOS EXTRANJEROS**	**16,300,000.00**
311–001	DONACIONES CORRIENTES EN ESPECIE Y SERVICIOS	16,300,000.00
412	**TRANSFERENCIAS CORRIENTES DE LA ADMINISTRACION CENTRAL**	**82,394,393.00**
412–001	DE LA ADMINISTRACIÓN CENTRAL	82,394,393.00
413	**TRANSFERENCIAS CORRIENTES DE INSTITUCIONES PÚBLICAS DESCENTRALIZADAS**	**149,034,531.00**
413–001	DE INSTITUCIONES PÚBLICAS DESCENTRALIZADAS O AUTÓNOMAS	149,034,531.00
422	**TRANSFERENCIAS DE CAPITAL DE LA ADMINISTRACIÓN CENTRAL**	**677,030.00**
422–001	DE LA ADMINISTRACIÓN CENTRAL	677,030.00
522	**VENTA DE SERVICIOS DE EMPRESAS PÚBLICAS NO FINANCIERAS**	**4,790,952.00**
522–001	VENTAS DE SERVICIOS	4,790,952.00
741	**DISMINUCIÓN DE CAJA Y BANCOS**	**26,143,026.00**
741–001	DISMINUCIÓN DE CAJA Y BANCOS	26,143,026.00
841	**INCREMENTO DE CUENTAS POR PAGAR INTERNAS, DE CORTO PLAZO**	**12,636,151.00**
841–001	INCREMENTO DE CUENTAS POR PAGAR INTERNAS, DE CORTO PLAZO	12,636,151.00
	TOTAL GENERAL	**291,976,083**

Nota: *Incluye RD$677,030 ingresos de transferencia de capital del PIMES asignados en diciembre Del 2006 pero recibido en enero 2007

OFICINA NACIONAL DE PRESUPUESTO

CLASIFICACION ECONOMICA DEL GASTO

INSTITUCIONES PUBLICAS DESCENTRALIZADAS O AUTONOMAS

Desde 01/01/2007 Hasta 31/12/2007

(Expresado en RD$)

DEVENGADO

5102 CENTRO DOMINICANO DE EXPORTACION E INVERSION

CUENTA	DENOMINACION	MONTO
2 1	**GASTOS CORRIENTES**	**256,634,197**
2 1 2	**GASTOS DE CONSUMO**	**253,120,684**
2 1 2 1	REMUNERACIONES A EMPLEADOS	134,132,345
2 1 2 2	BIENES Y SERVICIOS	118,988,339
2 1 5	**TRANSFERENCIAS CORRIENTES**	**3,513,513**
2 1 5 1	AL SECTOR PRIVADO	3,513,513
2 2	**GASTOS DE CAPITAL**	**6,950,991**
2 2 1	**INVERSIÓN REAL DIRECTA**	**6,950,991**
2 2 1 1	MAQUINARIAS Y EQUIPOS	2,274,959
2 2 1 2	CONSTRUCCIONES	4,166,681
2 2 1 7	OTROS ACTIVOS NO FINANCIEROS	509,351
I	**TOTAL GASTOS**	**263,585,188**
2 3	**APLICACIONES FINANCIERAS**	**28,390,895**
2 3 1	**ACTIVOS FINANCIEROS**	**744,503**
2 3 1 1	CONCESIÓN DE PRÉSTAMOS	744,503
2 3 3	**OTRAS APLICACIONES FINANCIERAS**	**27,646,392**
2 3 3 1	INCREMENTO DE CAJA Y BANCOS	26,247,326
2 3 3 3	DISMINUCIÓN DE CUENTAS POR PAGAR	1,399,066
II	**TOTAL APLICACIONES FINANCIERAS**	**28,390,895**
III = I + II	TOTAL GENERAL	**291,976,083**

OFICINA NACIONAL DE PRESUPUESTO

CLASIFICACION POR OBJETO DEL GASTO Y FUENTES DE FINANCIAMIENTO

SECTOR DESCENTRALIZADO

ENERO - DICIEMBRE 2007

EXPRESADO EN RD$

5102 CENTRO DOMINICANO DE EXPORTACION E INVERSION

OBJETO DEL GASTO	FUENTES INTERNAS			FUENTES EXTERNAS			TOTAL GENERAL
	FONDOS PROPIOS	TRANSFERENCIAS	TOTAL FUENTES	CREDITO EXTERNO	DONACIONES EXTERNAS	TOTAL FUENTES	
1 SERVICIOS PERSONALES	20,813,883	113,318,462	134,132,345				134,132,345
2 SERVICIOS NO PERSONALES	17,605,006	78,251,876	95,856,882				95,856,882
3 MATERIALES Y SUMINISTROS	2,149,784	20,981,673	23,131,457				23,131,457
4 TRANSFERENCIAS CORRIENTES	6,000	3,507,513	3,513,513				3,513,513
6 ACTIVOS NO FINANCIEROS	1,492,972	5,458,019	6,950,991				6,950,991
7 ACTIVOS FINANCIEROS	1,502,484	25,489,345	26,991,829				26,991,829
8 PASIVOS FINANCIEROS		1,399,066	1,399,066				1,399,066
TOTALES	**43,570,129**	**248,405,954**	**291,976,083**				**291,976,083**

OFICINA NACIONAL DE PRESUPUESTO

CLASIFICACION POR OBJETO Y CUENTA DEL GASTO

SECTOR DESCENTRALIZADO

ENERO - DICIEMBRE 2007

(valores en RD$)

5102 CENTRO DOMINICANO DE EXPORTACION E INVERSION

CODIGO	DESCRIPCION	COMPROMISO	DEVENGADO	PAGADO
1	**SERVICIOS PERSONALES**		**134,132,345**	**112,685,103**
1 1	SUELDOS PARA CARGOS FIJOS		78,189,810	64,097,488
1 2	SUELDOS PERSONAL TEMPORERO		4,529,257	4,401,198
1 3	SOBRESUELDOS		5,518,082	5,448,919
1 5	HONORARIOS		26,996,392	26,414,088
1 8	GRATIFICACIONES Y BONIFICACIONES		11,547,667	11,486,230
1 9	CONTRIBUCIONES A LA SEGURIDAD SOCIAL		7,351,137	837,180
2	**SERVICIOS NO PERSONALES**		**95,856,882**	**88,306,960**
2 1	SERVICIOS DE COMUNICACIONES		7,536,251	7,526,071
2 2	SERVICIOS BÁSICOS		6,717,658	6,387,211
2 3	PUBLICIDAD, IMPRESIÓN Y ENCUADERNACIÓN		9,430,577	9,144,348
2 4	VIÁTICOS		16,067,773	16,067,773
2 5	TRANSPORTE Y ALMACENAJE		10,756,288	10,320,172
2 6	ALQUILERES		21,600,628	21,335,282
2 7	SEGUROS		7,089,745	6,805,467
2 8	CONSERV., REPS. MENORES Y CONSTS. TEMP.		2,046,530	1,946,634
2 9	OTROS SERVICIOS NO PERSONALES		14,611,432	8,774,002
3	**MATERIALES Y SUMINISTROS**		**23,131,457**	**22,495,360**
3 1	ALIMENTOS Y PRODUCTOS AGROFORESTALES		6,292,644	6,058,089
3 2	TEXTILES Y VESTUARIO		388,185	352,407
3 3	PRODUCTOS DE PAPEL, CARTÓN E IMPRESOS		1,345,839	1,283,469
3 4	COMBUSTIBLES, LUBRICANTES, PROD. QUÍMICOS Y C.		7,016,915	6,946,979
3 9	PRODUCTOS Y ÚTILES VARIOS		8,087,874	7,854,416
4	**TRANSFERENCIAS CORRIENTES**		**3,513,513**	**3,489,598**
4 2	TRANSFERENCIAS CORRIENTES AL SECTOR PRIVADO		3,513,513	3,489,598
6	**ACTIVOS NO FINANCIEROS**		**6,950,991**	**6,631,294**
6 1	MAQUINARIA Y EQUIPO		2,274,959	2,178,639
6 3	CONSTRUCCIONES Y MEJORAS		4,166,681	3,966,102
6 9	OTROS ACTIVOS		509,351	486,553
7	**ACTIVOS FINANCIEROS**		**26,991,829**	**744,503**
7 1	CONCESIÓN DE PRESTAMOS INTERNOS		744,503	744,503
7 4	INCREMENTO DE OTROS ACTIVOS FINANCIEROS		26,247,326	
8	**PASIVOS FINANCIEROS**		**1,399,066**	**19,710,077**
8 7	DISMINUCIÓN DE PASIVOS CON PROVEEDORES		1,399,066	19,710,077
	TOTALES		**291,976,083**	**254,062,895**

OFICINA NACIONAL DE PRESUPUESTO

Distribución Programatica del Presupuesto

Año 2007

CENTRO DOMINICANO DE EXPORTACION E INVERSION

DEVENGADO

PRG	SUB PRG	PROY	ACTIVIDADES OBRAS	DENOMINACION	MONTO
01		00		**ACTIVIDADES CENTRALES**	189,340,020
	00			**N/A**	189,340,020
			01	ADMINISTRACION SUPERIOR, RECURSOS HUMANOS, SISTEMA Y TEC.	133,111,729
			02	SERVICIOS ADMINISTRATIVOS Y FINANCIEROS OFICINAS REGIONALES	56,228,291
11		00		**PROMOCION DE EXPORTACIONES E INVERSIONES**	72,506,271
	00			**N/A**	72,506,271
			01	FOMENTO PROD-MERCADO DE EXPORTACION, DE INVER. Y GE. DE EST.	37,499,501
			02	ADMINISTRACION DE LOS ACUERDOS COMER. Y PROG. PREFERENCIALES	35,006,770
99		00		**ADMINSTRACION DE TRANSFERENCIAS DE ACTIVOS Y PASIVOS NO**	30,129,792
	00			**N/A**	30,129,792
			00	N/A	30,129,792
				TOTAL	291,976,083

CONSEJO NACIONAL DE POBLACION Y FAMILIA

DIGEPRES
Dirección General de Presupuesto

OFICINA NACIONAL DE PRESUPUESTO

CLASIFICACION ECONOMICA DE INGRESOS

TODAS LAS INSTITUCIONES

2007

(Expresado en RD$)

5103 CONSEJO NACIONAL DE POBLACIÓN Y FAMILIA

CUENTA	DENOMINACION	MONTO
312	**DONACIONES CORRIENTES DE ORGANISMOS INTERNACIONALES**	**1,742,120.00**
312–001	DONACIONES CORRIENTES EN ESPECIE Y SERVICIOS	1,742,120.00
412	**TRANSFERENCIAS CORRIENTES DE LA ADMINISTRACION CENTRAL**	**24,384,225.00**
412–001	DE LA ADMINISTRACIÓN CENTRAL	24,384,225.00
599	**OTROS INGRESOS NO IDENTIFICADOS**	**302,280.00**
599–001	OTROS INGRESOS NO ESPECIFICADOS	302,280.00
741	**DISMINUCIÓN DE CAJA Y BANCOS**	**1,508,519.00**
741–001	DISMINUCIÓN DE CAJA Y BANCOS	1,508,519.00
	TOTAL GENERAL	**27,937,144**

OFICINA NACIONAL DE PRESUPUESTO

CLASIFICACION ECONOMICA DEL GASTO

INSTITUCIONES PUBLICAS DESCENTRALIZADAS O AUTONOMAS

Desde 01/01/2007 Hasta 31/12/2007

(Expresado en RD$)

DEVENGADO

5103 CONSEJO NACIONAL DE POBLACIÓN Y FAMILIA

CUENTA	DENOMINACION	MONTO
2 1	GASTOS CORRIENTES	25,823,766
2 1 2	GASTOS DE CONSUMO	25,823,766
2 1 2 1	REMUNERACIONES A EMPLEADOS	21,808,345
2 1 2 2	BIENES Y SERVICIOS	4,015,421
2 2	GASTOS DE CAPITAL	147,420
2 2 1	INVERSIÓN REAL DIRECTA	147,420
2 2 1 1	MAQUINARIAS Y EQUIPOS	147,420
I	TOTAL GASTOS	25,971,186
2 3	APLICACIONES FINANCIERAS	1,965,958
2 3 3	OTRAS APLICACIONES FINANCIERAS	1,965,958
2 3 3 1	INCREMENTO DE CAJA Y BANCOS	1,965,958
II	TOTAL APLICACIONES FINANCIERAS	1,965,958
III = I + II	TOTAL GENERAL	27,937,144

OFICINA NACIONAL DE PRESUPUESTO

CLASIFICACION POR OBJETO DEL GASTO Y FUENTES DE FINANCIAMIENTO

SECTOR DESCENTRALIZADO

ENERO - DICIEMBRE 2007

EXPRESADO EN RD$

5103 CONSEJO NACIONAL DE POBLACIÓN Y FAMILIA

OBJETO DEL GASTO	FUENTES INTERNAS			FUENTES EXTERNAS			TOTAL GENERAL
	FONDOS PROPIOS	TRANSFERENCIAS	TOTAL FUENTES	CREDITO EXTERNO	DONACIONES EXTERNAS	TOTAL FUENTES	
1 SERVICIOS PERSONALES	1,725,041	19,565,075	21,290,116		518,229	518,229	21,808,345
2 SERVICIOS NO PERSONALES		2,038,187	2,038,187		623,397	623,397	2,661,584
3 MATERIALES Y SUMINISTROS		1,350,837	1,350,837		3,000	3,000	1,353,837
6 ACTIVOS NO FINANCIEROS		147,420	147,420				147,420
7 ACTIVOS FINANCIEROS	85,758	1,282,706	1,368,464		597,494	597,494	1,965,958
TOTALES	**1,810,799**	**24,384,225**	**26,195,024**		**1,742,120**	**1,742,120**	**27,937,144**

OFICINA NACIONAL DE PRESUPUESTO

CLASIFICACION POR OBJETO Y CUENTA DEL GASTO

SECTOR DESCENTRALIZADO

ENERO - DICIEMBRE 2007

(valores en RD$)

5103 CONSEJO NACIONAL DE POBLACIÓN Y FAMILIA

CODIGO	DESCRIPCION	COMPROMISO	DEVENGADO	PAGADO
1	**SERVICIOS PERSONALES**		**21,808,345**	**21,808,345**
1 1	SUELDOS PARA CARGOS FIJOS		16,268,343	16,268,343
1 2	SUELDOS PERSONAL TEMPORERO		1,167,466	1,167,466
1 3	SOBRESUELDOS		649,000	649,000
1 5	HONORARIOS		46,748	46,748
1 8	GRATIFICACIONES Y BONIFICACIONES		1,574,973	1,574,973
1 9	CONTRIBUCIONES A LA SEGURIDAD SOCIAL		2,101,815	2,101,815
2	**SERVICIOS NO PERSONALES**		**2,661,584**	**2,661,584**
2 1	SERVICIOS DE COMUNICACIONES		211,701	211,701
2 2	SERVICIOS BÁSICOS		5,350	5,350
2 3	PUBLICIDAD, IMPRESIÓN Y ENCUADERNACIÓN		152,091	152,091
2 4	VIÁTICOS		229,500	229,500
2 5	TRANSPORTE Y ALMACENAJE		19,405	19,405
2 6	ALQUILERES		3,600	3,600
2 7	SEGUROS		251,057	251,057
2 8	CONSERV., REPS. MENORES Y CONSTS. TEMP.		220,279	220,279
2 9	OTROS SERVICIOS NO PERSONALES		1,568,601	1,568,601
3	**MATERIALES Y SUMINISTROS**		**1,353,837**	**1,353,837**
3 1	ALIMENTOS Y PRODUCTOS AGROFORESTALES		242,008	242,008
3 2	TEXTILES Y VESTUARIO		8,688	8,688
3 3	PRODUCTOS DE PAPEL, CARTÓN E IMPRESOS		65,423	65,423
3 4	COMBUSTIBLES, LUBRICANTES, PROD. QUÍMICOS Y C.		476,145	476,145
3 5	PRODUCTOS DE CUERO, CAUCHO Y PLASTICO		22,652	22,652
3 6	PRODUCTOS DE MINERALES METALICOS Y NO METALICOS		29,421	29,421
3 9	PRODUCTOS Y ÚTILES VARIOS		509,500	509,500
6	**ACTIVOS NO FINANCIEROS**		**147,420**	**147,420**
6 1	MAQUINARIA Y EQUIPO		147,420	147,420
7	**ACTIVOS FINANCIEROS**		**1,965,958**	
7 4	INCREMENTO DE OTROS ACTIVOS FINANCIEROS		1,965,958	
	TOTALES		**27,937,144**	**25,971,186**

OFICINA NACIONAL DE PRESUPUESTO

Distribución Programatica del Presupuesto

Año 2007

CONSEJO NACIONAL DE POBLACIÓN Y FAMILIA

DEVENGADO

PRG	SUB PRG	PROY	ACTIVIDADES OBRAS	DENOMINACION	MONTO
01		00		**ACTIVIDADES CENTRALES**	17,313,715
	00			**N/A**	17,313,715
			01	DIRECCION SUPERIOR Y GESTION ADMINISTRATIVA Y FINANCIERA	17,313,715
11		00		**INVESTIGACION DEMOGRAFICA,INFORMACION, EDUCACION Y PRO**	8,657,471
	00			**N/A**	8,657,471
			01	INVESTIGACION SOCIODEMOGRAFICA	4,040,616
			02	INFORMACION, EDUCACION, COMUNICACION Y SALUD REPRODUCTIVA	4,616,855
99		00		**ADMINISTRACION DE TRANSFERENCIAS**	1,965,958
	00			**N/A**	1,965,958
			00	ACTIVOS Y PASIVOS FINANCIEROS	1,965,958
				TOTAL	27,937,144

COMISION ADMINISTRATIVA AEROPORTUARIA

DIGEPRES
Dirección General de Presupuesto

OFICINA NACIONAL DE PRESUPUESTO

CLASIFICACION ECONOMICA DE INGRESOS

TODAS LAS INSTITUCIONES

2007

(Expresado en RD$)

5104 COMISIÓN ADMINISTRATIVA AEROPORTUARIA

CUENTA	DENOMINACION	MONTO
521	**VENTAS DE SERVICIOS DEL GOBIERNO GENERAL**	**185,802,791.00**
521–001	VENTA DE SERVICIOS DEL ESTADO	185,802,791.00
534	**ALQUILERES**	**60,000.00**
534–001	ALQUILERES O ARRENDAMIENTOS DE BIENES INMUEBLES	60,000.00
599	**OTROS INGRESOS NO IDENTIFICADOS**	**1,243,216.00**
599–001	OTROS INGRESOS NO ESPECIFICADOS	1,243,216.00
	TOTAL GENERAL	**187,106,007**

OFICINA NACIONAL DE PRESUPUESTO

CLASIFICACION ECONOMICA DEL GASTO

INSTITUCIONES PUBLICAS DESCENTRALIZADAS O AUTONOMAS

Desde 01/01/2007 Hasta 31/12/2007

(Expresado en RD$)

DEVENGADO

5104 COMISIÓN ADMINISTRATIVA AEROPORTUARIA

CUENTA	DENOMINACION	MONTO
2 1	GASTOS CORRIENTES	110,973,651
2 1 2	GASTOS DE CONSUMO	95,678,910
2 1 2 1	REMUNERACIONES A EMPLEADOS	79,476,931
2 1 2 2	BIENES Y SERVICIOS	16,201,979
2 1 4	PRESTACIONES SOCIALES	13,449,638
2 1 4 1	PRESTACIONES DE LA SEGURIDAD SOCIAL	13,449,638
2 1 5	TRANSFERENCIAS CORRIENTES	1,845,103
2 1 5 1	AL SECTOR PRIVADO	1,845,103
2 2	GASTOS DE CAPITAL	4,042,298
2 2 1	INVERSIÓN REAL DIRECTA	4,042,298
2 2 1 1	MAQUINARIAS Y EQUIPOS	3,548,406
2 2 1 2	CONSTRUCCIONES	493,892
I	TOTAL GASTOS	115,015,949
2 3	APLICACIONES FINANCIERAS	72,090,058
2 3 3	OTRAS APLICACIONES FINANCIERAS	72,090,058
2 3 3 1	INCREMENTO DE CAJA Y BANCOS	64,486,910
2 3 3 3	DISMINUCIÓN DE CUENTAS POR PAGAR	7,603,148
II	TOTAL APLICACIONES FINANCIERAS	72,090,058
III = I + II	TOTAL GENERAL	187,106,007

OFICINA NACIONAL DE PRESUPUESTO

CLASIFICACION POR OBJETO DEL GASTO Y FUENTES DE FINANCIAMIENTO

SECTOR DESCENTRALIZADO

ENERO - DICIEMBRE 2007

EXPRESADO EN RD$

5104 COMISIÓN ADMINISTRATIVA AEROPORTUARIA

OBJETO DEL GASTO	FUENTES INTERNAS			FUENTES EXTERNAS			TOTAL GENERAL
	FONDOS PROPIOS	TRANSFERENCIAS	TOTAL FUENTES	CREDITO EXTERNO	DONACIONES EXTERNAS	TOTAL FUENTES	
1 SERVICIOS PERSONALES	79,476,931		79,476,931				79,476,931
2 SERVICIOS NO PERSONALES	10,987,496		10,987,496				10,987,496
3 MATERIALES Y SUMINISTROS	5,214,483		5,214,483				5,214,483
4 TRANSFERENCIAS CORRIENTES	15,294,741		15,294,741				15,294,741
6 ACTIVOS NO FINANCIEROS	4,042,298		4,042,298				4,042,298
7 ACTIVOS FINANCIEROS	64,486,910		64,486,910				64,486,910
8 PASIVOS FINANCIEROS	7,603,148		7,603,148				7,603,148
TOTALES	**187,106,007**		**187,106,007**				**187,106,007**

OFICINA NACIONAL DE PRESUPUESTO

CLASIFICACION POR OBJETO Y CUENTA DEL GASTO

SECTOR DESCENTRALIZADO

ENERO - DICIEMBRE 2007

(valores en RD$)

5104 COMISIÓN ADMINISTRATIVA AEROPORTUARIA

CODIGO	DESCRIPCION	COMPROMISO	DEVENGADO	PAGADO
1	**SERVICIOS PERSONALES**		**79,476,931**	**79,476,931**
1 1	SUELDOS PARA CARGOS FIJOS		54,584,243	54,584,243
1 3	SOBRESUELDOS		7,198,533	7,198,533
1 5	HONORARIOS		2,055,279	2,055,279
1 6	DIETAS Y GASTOS DE REPRESENTACIÓN		2,991,901	2,991,901
1 8	GRATIFICACIONES Y BONIFICACIONES		6,957,110	6,957,110
1 9	CONTRIBUCIONES A LA SEGURIDAD SOCIAL		5,689,865	5,689,865
2	**SERVICIOS NO PERSONALES**		**10,987,496**	**10,987,496**
2 1	SERVICIOS DE COMUNICACIONES		1,560,478	1,560,478
2 2	SERVICIOS BÁSICOS		1,236,996	1,236,996
2 3	PUBLICIDAD, IMPRESIÓN Y ENCUADERNACIÓN		1,597,915	1,597,915
2 4	VIÁTICOS		691,306	691,306
2 5	TRANSPORTE Y ALMACENAJE		138,936	138,936
2 6	ALQUILERES		368,037	368,037
2 7	SEGUROS		2,347,434	2,347,434
2 9	OTROS SERVICIOS NO PERSONALES		3,046,394	3,046,394
3	**MATERIALES Y SUMINISTROS**		**5,214,483**	**5,214,483**
3 2	TEXTILES Y VESTUARIO		10,543	10,543
3 3	PRODUCTOS DE PAPEL, CARTÓN E IMPRESOS		20,873	20,873
3 4	COMBUSTIBLES, LUBRICANTES, PROD. QUÍMICOS Y C.		4,118,320	4,118,320
3 9	PRODUCTOS Y ÚTILES VARIOS		1,064,747	1,064,747
4	**TRANSFERENCIAS CORRIENTES**		**15,294,741**	**15,294,741**
4 1	PRESTACIONES DE LA SEGURIDAD SOCIAL		13,449,638	13,449,638
4 2	TRANSFERENCIAS CORRIENTES AL SECTOR PRIVADO		1,845,103	1,845,103
6	**ACTIVOS NO FINANCIEROS**		**4,042,298**	**4,042,298**
6 1	MAQUINARIA Y EQUIPO		3,548,406	3,548,406
6 3	CONSTRUCCIONES Y MEJORAS		493,892	493,892
7	**ACTIVOS FINANCIEROS**		**64,486,910**	
7 4	INCREMENTO DE OTROS ACTIVOS FINANCIEROS		64,486,910	
8	**PASIVOS FINANCIEROS**		**7,603,148**	
8 7	DISMINUCIÓN DE PASIVOS CON PROVEEDORES		7,603,148	
	TOTALES		**187,106,007**	**115,015,949**

OFICINA NACIONAL DE PRESUPUESTO

Distribución Programatica del Presupuesto

Año 2007

COMISIÓN ADMINISTRATIVA AEROPORTUARIA

DEVENGADO

PRG	SUB PRG	PROY	ACTIVIDADES OBRAS	DENOMINACION	MONTO
01		00		**ACTIVIDADES CENTRALES**	69,940,406
	00			**N/A**	69,940,406
			01	DIRECCION GENERAL Y COORDINACION ADMINISTRATIVA DE LOS AEROPU	69,940,406
11		00		**REGULACION Y CONTROL DE LOS AEROPUERTOS**	30,907,703
	00			**N/A**	30,907,703
			01	SERVICIOS REGLAMENTARIOS DE LOS AEROPUERTOS	30,907,703
99		00		**ADMINISTRACION DE ACTIVOS, PASIVOS Y TRANSFERENCIAS**	86,257,898
	00			**N/A**	86,257,898
			00	ADMINISTRACION DE ACTIVOS, PASIVOS Y TRANSFERENCIAS	86,257,898
				TOTAL	187,106,007

CRUZ ROJA DOMINICANA

DIGEPRES
Dirección General de Presupuesto

OFICINA NACIONAL DE PRESUPUESTO

CLASIFICACION ECONOMICA DE INGRESOS

TODAS LAS INSTITUCIONES

2007

(Expresado en RD$)

5108 CRUZ ROJA DOMINICANA

CUENTA	DENOMINACION	MONTO
312	**DONACIONES CORRIENTES DE ORGANISMOS INTERNACIONALES**	**2,091,997.00**
312–001	DONACIONES CORRIENTES EN ESPECIE Y SERVICIOS	2,091,997.00
412	**TRANSFERENCIAS CORRIENTES DE LA ADMINISTRACION CENTRAL**	**32,405,320.00**
412–001	DE LA ADMINISTRACIÓN CENTRAL	32,405,320.00
521	**VENTAS DE SERVICIOS DEL GOBIERNO GENERAL**	**43,375,981.00**
521–001	VENTA DE SERVICIOS DEL ESTADO	43,375,981.00
741	**DISMINUCIÓN DE CAJA Y BANCOS**	**8,325,626.00**
741–001	DISMINUCIÓN DE CAJA Y BANCOS	8,325,626.00
841	**INCREMENTO DE CUENTAS POR PAGAR INTERNAS, DE CORTO PLAZO**	**2,292,647.00**
841–001	INCREMENTO DE CUENTAS POR PAGAR INTERNAS, DE CORTO PLAZO	2,292,647.00
	TOTAL GENERAL	**88,491,571**

OFICINA NACIONAL DE PRESUPUESTO

CLASIFICACION ECONOMICA DEL GASTO

INSTITUCIONES PUBLICAS DESCENTRALIZADAS O AUTONOMAS

Desde 01/01/2007 Hasta 31/12/2007

(Expresado en RD$)

DEVENGADO

5108 CRUZ ROJA DOMINICANA

CUENTA	DENOMINACION	MONTO
2 1	**GASTOS CORRIENTES**	**83,620,662**
2 1 2	**GASTOS DE CONSUMO**	**71,179,028**
2 1 2 1	REMUNERACIONES A EMPLEADOS	37,662,568
2 1 2 2	BIENES Y SERVICIOS	33,516,460
2 1 4	**PRESTACIONES SOCIALES**	**2,163,666**
2 1 4 1	PRESTACIONES DE LA SEGURIDAD SOCIAL	2,163,666
2 1 5	**TRANSFERENCIAS CORRIENTES**	**10,277,968**
2 1 5 1	AL SECTOR PRIVADO	10,277,968
2 2	**GASTOS DE CAPITAL**	**4,562,444**
2 2 1	**INVERSIÓN REAL DIRECTA**	**4,562,444**
2 2 1 1	MAQUINARIAS Y EQUIPOS	4,544,944
2 2 1 2	CONSTRUCCIONES	17,500
I	**TOTAL GASTOS**	**88,183,106**
2 3	**APLICACIONES FINANCIERAS**	**308,465**
2 3 3	**OTRAS APLICACIONES FINANCIERAS**	**308,465**
2 3 3 1	INCREMENTO DE CAJA Y BANCOS	308,465
2 3 3 3	DISMINUCIÓN DE CUENTAS POR PAGAR	
II	**TOTAL APLICACIONES FINANCIERAS**	**308,465**
III = I + II	TOTAL GENERAL	**88,491,571**

OFICINA NACIONAL DE PRESUPUESTO

CLASIFICACION POR OBJETO DEL GASTO Y FUENTES DE FINANCIAMIENTO

SECTOR DESCENTRALIZADO

ENERO - DICIEMBRE 2007

EXPRESADO EN RD$

5108 CRUZ ROJA DOMINICANA

OBJETO DEL GASTO	FUENTES INTERNAS			FUENTES EXTERNAS			TOTAL GENERAL
	FONDOS PROPIOS	TRANSFERENCIAS	TOTAL FUENTES	CREDITO EXTERNO	DONACIONES EXTERNAS	TOTAL FUENTES	
1 SERVICIOS PERSONALES	26,353,230	9,569,280	35,922,510		1,740,058	1,740,058	37,662,568
2 SERVICIOS NO PERSONALES	4,784,262	7,650,951	12,435,213		22	22	12,435,235
3 MATERIALES Y SUMINISTROS	8,719,900	12,009,408	20,729,308		351,917	351,917	21,081,225
4 TRANSFERENCIAS CORRIENTES	11,246,438	1,195,196	12,441,634				12,441,634
6 ACTIVOS NO FINANCIEROS	2,890,424	1,672,020	4,562,444				4,562,444
7 ACTIVOS FINANCIEROS		308,465	308,465				308,465
8 PASIVOS FINANCIEROS							
TOTALES	**53,994,254**	**32,405,320**	**86,399,574**		**2,091,997**	**2,091,997**	**88,491,571**

OFICINA NACIONAL DE PRESUPUESTO

CLASIFICACION POR OBJETO Y CUENTA DEL GASTO

SECTOR DESCENTRALIZADO

ENERO - DICIEMBRE 2007

(valores en RD$)

5108 CRUZ ROJA DOMINICANA

CODIGO	DESCRIPCION	COMPROMISO	DEVENGADO	PAGADO
1	**SERVICIOS PERSONALES**		**37,662,568**	**36,104,601**
1 1	SUELDOS PARA CARGOS FIJOS		26,892,975	25,335,008
1 2	SUELDOS PERSONAL TEMPORERO		3,853,532	3,853,532
1 3	SOBRESUELDOS		1,410,788	1,410,788
1 5	HONORARIOS		381,996	381,996
1 6	DIETAS Y GASTOS DE REPRESENTACIÓN		1,350,000	1,350,000
1 8	GRATIFICACIONES Y BONIFICACIONES		3,047,243	3,047,243
1 9	CONTRIBUCIONES A LA SEGURIDAD SOCIAL		726,034	726,034
2	**SERVICIOS NO PERSONALES**		**12,435,235**	**11,484,129**
2 1	SERVICIOS DE COMUNICACIONES		1,662,261	1,662,283
2 2	SERVICIOS BÁSICOS		7,886	7,886
2 3	PUBLICIDAD, IMPRESIÓN Y ENCUADERNACIÓN		565,936	565,936
2 4	VIÁTICOS		1,457,707	1,457,707
2 5	TRANSPORTE Y ALMACENAJE		82,280	82,280
2 6	ALQUILERES		306,770	306,770
2 7	SEGUROS		314,522	314,522
2 8	CONSERV., REPS. MENORES Y CONSTS. TEMP.		1,720	1,720
2 9	OTROS SERVICIOS NO PERSONALES		8,036,153	7,085,025
3	**MATERIALES Y SUMINISTROS**		**21,081,225**	**20,440,693**
3 1	ALIMENTOS Y PRODUCTOS AGROFORESTALES		3,421,419	3,421,419
3 2	TEXTILES Y VESTUARIO		191,791	191,791
3 3	PRODUCTOS DE PAPEL, CARTÓN E IMPRESOS		797,176	797,176
3 4	COMBUSTIBLES, LUBRICANTES, PROD. QUÍMICOS Y C.		8,561,299	8,561,299
3 5	PRODUCTOS DE CUERO, CAUCHO Y PLASTICO		620,647	620,647
3 6	PRODUCTOS DE MINERALES METALICOS Y NO METALICOS		53,108	53,108
3 9	PRODUCTOS Y ÚTILES VARIOS		7,435,785	6,795,253
4	**TRANSFERENCIAS CORRIENTES**		**12,441,634**	**10,071,233**
4 1	PRESTACIONES DE LA SEGURIDAD SOCIAL		2,163,666	745,737
4 2	TRANSFERENCIAS CORRIENTES AL SECTOR PRIVADO		10,277,968	9,325,496
6	**ACTIVOS NO FINANCIEROS**		**4,562,444**	**4,564,705**
6 1	MAQUINARIA Y EQUIPO		4,544,944	4,547,205
6 3	CONSTRUCCIONES Y MEJORAS		17,500	17,500
7	**ACTIVOS FINANCIEROS**		**308,465**	
7 4	INCREMENTO DE OTROS ACTIVOS FINANCIEROS		308,465	
8	**PASIVOS FINANCIEROS**			**214,187**
8 7	DISMINUCIÓN DE PASIVOS CON PROVEEDORES			214,187
	TOTALES		**88,491,571**	**82,879,548**

OFICINA NACIONAL DE PRESUPUESTO

Distribución Programatica del Presupuesto

Año 2007

CRUZ ROJA DOMINICANA

DEVENGADO

PRG	SUB PRG	PROY	ACTIVIDADES OBRAS	DENOMINACION	MONTO
01		00		**ACTIVIDADES CENTRALES**	59,581,016
	00			**N/A**	59,581,016
			01	ASAMBLEA GENERAL, CONSEJO NACIONAL	59,581,016
11		00		**PROGRAMA NACIONAL DE BANCOS DE SANGRE**	15,060,559
	00			**N/A**	15,060,559
			01	SERVICIOS SANGRE A LA POBLACION CLUB25	15,060,559
12		00		**PROGRAMA NACIONAL DE SOCORRO Y EMERGENCIAS**	4,214,179
	00			**N/A**	4,214,179
			01	PROGRAMA NACIONAL DE SOCORRO Y EMERGENCIA	4,214,179
13		00		**PROGRAMA NACIONAL DE SALUD COMUNITARIA**	1,590,065
	00			**N/A**	1,590,065
			01	SERVICIOS PROMOCION Y PREVENCION DE LA SALUD	1,590,065
99		00		**ADMINISTRACION DE ACTIVOS, PASIVOS Y TRANSFERENCIA**	8,045,752
	00			**N/A**	8,045,752
			00	TRANSFERENCA ACTIVOS Y PASIVOS	8,045,752
				TOTAL	88,491,571

DEFENSA CIVIL

DIGEPRES
Dirección General de Presupuesto

OFICINA NACIONAL DE PRESUPUESTO

CLASIFICACION ECONOMICA DE INGRESOS

TODAS LAS INSTITUCIONES

2007

(Expresado en RD$)

5109 DEFENSA CIVIL

CUENTA	DENOMINACION	MONTO
412	**TRANSFERENCIAS CORRIENTES DE LA ADMINISTRACION CENTRAL**	**76,226,626.00**
412–001	DE LA ADMINISTRACIÓN CENTRAL	76,226,626.00
413	**TRANSFERENCIAS CORRIENTES DE INSTITUCIONES PÚBLICAS DESCENTRALIZADAS**	**3,747,510.00**
413–001	DE INSTITUCIONES PÚBLICAS DESCENTRALIZADAS O AUTÓNOMAS	3,747,510.00
593	**CONTRIBUCIONES**	**2,574,827.00**
593–001	CONTRIBUCIONES	2,574,827.00
599	**OTROS INGRESOS NO IDENTIFICADOS**	**2,116.00**
599–001	OTROS INGRESOS NO ESPECIFICADOS	2,116.00
741	**DISMINUCIÓN DE CAJA Y BANCOS**	**26,497,519.00**
741–001	DISMINUCIÓN DE CAJA Y BANCOS	26,497,519.00
	TOTAL GENERAL	**109,048,598**

OFICINA NACIONAL DE PRESUPUESTO

CLASIFICACION ECONOMICA DEL GASTO

INSTITUCIONES PUBLICAS DESCENTRALIZADAS O AUTONOMAS

Desde 01/01/2007 Hasta 31/12/2007

(Expresado en RD$)

DEVENGADO

5109 DEFENSA CIVIL

CUENTA	DENOMINACION	MONTO
2 1	**GASTOS CORRIENTES**	**81,762,474**
2 1 2	**GASTOS DE CONSUMO**	**72,784,864**
2 1 2 1	REMUNERACIONES A EMPLEADOS	18,642,258
2 1 2 2	BIENES Y SERVICIOS	54,142,606
2 1 5	**TRANSFERENCIAS CORRIENTES**	**8,977,610**
2 1 5 1	AL SECTOR PRIVADO	3,142,503
2 1 5 2	AL SECTOR PÚBLICO	5,835,107
2 2	**GASTOS DE CAPITAL**	**3,299,125**
2 2 1	**INVERSIÓN REAL DIRECTA**	**3,299,125**
2 2 1 1	MAQUINARIAS Y EQUIPOS	3,271,209
2 2 1 2	CONSTRUCCIONES	27,916
I	**TOTAL GASTOS**	**85,061,599**
2 3	**APLICACIONES FINANCIERAS**	**23,986,999**
2 3 2	**PASIVOS FINANCIEROS**	**4,775,639**
2 3 2 1	AMORTIZACIÓN DEUDA INTERNA	4,775,639
2 3 3	**OTRAS APLICACIONES FINANCIERAS**	**19,211,360**
2 3 3 1	INCREMENTO DE CAJA Y BANCOS	19,211,360
II	**TOTAL APLICACIONES FINANCIERAS**	**23,986,999**
III = I + II	TOTAL GENERAL	**109,048,598**

OFICINA NACIONAL DE PRESUPUESTO

CLASIFICACION POR OBJETO DEL GASTO Y FUENTES DE FINANCIAMIENTO

SECTOR DESCENTRALIZADO

ENERO - DICIEMBRE 2007

EXPRESADO EN RD$

5109 DEFENSA CIVIL

OBJETO DEL GASTO	FUENTES INTERNAS			FUENTES EXTERNAS			TOTAL GENERAL
	FONDOS PROPIOS	TRANSFERENCIAS	TOTAL FUENTES	CREDITO EXTERNO	DONACIONES EXTERNAS	TOTAL FUENTES	
1 SERVICIOS PERSONALES	2,763,691	15,878,567	18,642,258				18,642,258
2 SERVICIOS NO PERSONALES	7,681,549	18,066,471	25,748,020				25,748,020
3 MATERIALES Y SUMINISTROS	10,135,684	18,258,902	28,394,586				28,394,586
4 TRANSFERENCIAS CORRIENTES	4,800,995	4,176,615	8,977,610				8,977,610
6 ACTIVOS NO FINANCIEROS	2,082,635	1,216,490	3,299,125				3,299,125
7 ACTIVOS FINANCIEROS		19,211,360	19,211,360				19,211,360
8 PASIVOS FINANCIEROS	1,397,480	3,378,159	4,775,639				4,775,639
TOTALES	**28,862,034**	**80,186,564**	**109,048,598**				**109,048,598**

OFICINA NACIONAL DE PRESUPUESTO

CLASIFICACION POR OBJETO Y CUENTA DEL GASTO

SECTOR DESCENTRALIZADO

ENERO - DICIEMBRE 2007

(valores en RD$)

5109 DEFENSA CIVIL

CODIGO	DESCRIPCION	COMPROMISO	DEVENGADO	PAGADO
1	**SERVICIOS PERSONALES**		**18,642,258**	**18,642,258**
1 1	SUELDOS PARA CARGOS FIJOS		14,729,847	14,729,847
1 3	SOBRESUELDOS		261,183	261,183
1 4	JORNALES		70,000	70,000
1 8	GRATIFICACIONES Y BONIFICACIONES		1,419,007	1,419,007
1 9	CONTRIBUCIONES A LA SEGURIDAD SOCIAL		2,162,221	2,162,221
2	**SERVICIOS NO PERSONALES**		**25,748,020**	**25,748,020**
2 1	SERVICIOS DE COMUNICACIONES		3,397,024	3,397,024
2 2	SERVICIOS BÁSICOS		3,277,861	3,277,861
2 3	PUBLICIDAD, IMPRESIÓN Y ENCUADERNACIÓN		943,754	943,754
2 4	VIÁTICOS		11,841,363	11,841,363
2 5	TRANSPORTE Y ALMACENAJE		8,628	8,628
2 6	ALQUILERES		167,703	167,703
2 7	SEGUROS		2,262,643	2,262,643
2 8	CONSERV., REPS. MENORES Y CONSTS. TEMP.		1,669,516	1,669,516
2 9	OTROS SERVICIOS NO PERSONALES		2,179,528	2,179,528
3	**MATERIALES Y SUMINISTROS**		**28,394,586**	**28,394,586**
3 1	ALIMENTOS Y PRODUCTOS AGROFORESTALES		3,286,920	3,286,920
3 2	TEXTILES Y VESTUARIO		17,371,067	17,371,067
3 3	PRODUCTOS DE PAPEL, CARTÓN E IMPRESOS		531,782	531,782
3 4	COMBUSTIBLES, LUBRICANTES, PROD. QUÍMICOS Y C.		3,448,321	3,448,321
3 5	PRODUCTOS DE CUERO, CAUCHO Y PLASTICO		672,851	672,851
3 6	PRODUCTOS DE MINERALES METALICOS Y NO METALICOS		100,858	100,858
3 9	PRODUCTOS Y ÚTILES VARIOS		2,982,787	2,982,787
4	**TRANSFERENCIAS CORRIENTES**		**8,977,610**	**8,977,610**
4 2	TRANSFERENCIAS CORRIENTES AL SECTOR PRIVADO		3,142,503	3,142,503
4 3	TRANSFERENCIAS CORRIENTES AL SECTOR PÚBLICO		5,835,107	5,835,107
6	**ACTIVOS NO FINANCIEROS**		**3,299,125**	**3,299,125**
6 1	MAQUINARIA Y EQUIPO		3,271,209	3,271,209
6 3	CONSTRUCCIONES Y MEJORAS		27,916	27,916
7	**ACTIVOS FINANCIEROS**		**19,211,360**	**19,211,360**
7 4	INCREMENTO DE OTROS ACTIVOS FINANCIEROS		19,211,360	19,211,360
8	**PASIVOS FINANCIEROS**		**4,775,639**	**4,775,639**
8 1	AMORTIZACIÓN DE PRÉSTAMOS INTERNOS		4,775,639	4,775,639
	TOTALES		**109,048,598**	**109,048,598**

OFICINA NACIONAL DE PRESUPUESTO

Distribución Programatica del Presupuesto

Año 2007

DEFENSA CIVIL

DEVENGADO

PRG	SUB PRG	PROY	ACTIVIDADES OBRAS	DENOMINACION	MONTO
01		00		**ACTIVIDADES CENTRALES**	43,461,722
	00			**N/A**	43,461,722
			01	DIRECCION SUPERIOR, COORDINACION INST. Y GERENCIA FINANCIERA	43,461,722
11		00		**DIRECCION TECNICA Y OPERACIONES**	37,397,906
	00			**N/A**	37,397,906
			01	COORDINACION Y PROTECCION CIUDADANA	14,857,342
			02	PREVENCION Y RESCATE	22,540,564
99		00		**ADMINISTRACION DE TRANSFERENCIAS PASIVOS Y ACTIVOS FINAN**	28,188,970
	00			**N/A**	28,188,970
			00	N/A	28,188,970
				TOTAL	109,048,598

INSTITUTO AGRARIO DOMINICANO

DIGEPRES
Dirección General de Presupuesto

OFICINA NACIONAL DE PRESUPUESTO

CLASIFICACION ECONOMICA DE INGRESOS

TODAS LAS INSTITUCIONES

2007

(Expresado en RD$)

5111 INSTITUTO AGRARIO DOMINICANO

CUENTA	DENOMINACION	MONTO
412	**TRANSFERENCIAS CORRIENTES DE LA ADMINISTRACION CENTRAL**	**865,689,370.00**
412–001	DE LA ADMINISTRACIÓN CENTRAL	865,689,370.00
422	**TRANSFERENCIAS DE CAPITAL DE LA ADMINISTRACIÓN CENTRAL**	**92,827,303.00**
422–001	DE LA ADMINISTRACIÓN CENTRAL	92,827,303.00
534	**ALQUILERES**	**3,548,056.00**
534–001	ALQUILERES O ARRENDAMIENTOS DE BIENES INMUEBLES	3,548,056.00
592	**MULTAS**	**310,524.00**
592–001	MULTAS	310,524.00
599	**OTROS INGRESOS NO IDENTIFICADOS**	**20,266,396.00**
599–001	OTROS INGRESOS NO ESPECIFICADOS	20,266,396.00
741	**DISMINUCIÓN DE CAJA Y BANCOS**	**24,254,527.00**
741–001	DISMINUCIÓN DE CAJA Y BANCOS	24,254,527.00
841	**INCREMENTO DE CUENTAS POR PAGAR INTERNAS, DE CORTO PLAZO**	**35,354,570.00**
841–001	INCREMENTO DE CUENTAS POR PAGAR INTERNAS, DE CORTO PLAZO	35,354,570.00
	TOTAL GENERAL	**1,042,250,746**

OFICINA NACIONAL DE PRESUPUESTO

CLASIFICACION ECONOMICA DEL GASTO

INSTITUCIONES PUBLICAS DESCENTRALIZADAS O AUTONOMAS

Desde 01/01/2007 Hasta 31/12/2007

(Expresado en RD$)

DEVENGADO

5111 INSTITUTO AGRARIO DOMINICANO

CUENTA	DENOMINACION	MONTO
2 1	**GASTOS CORRIENTES**	**929,647,059**
2 1 2	**GASTOS DE CONSUMO**	**916,274,682**
2 1 2 1	REMUNERACIONES A EMPLEADOS	759,018,528
2 1 2 2	BIENES Y SERVICIOS	157,256,154
2 1 4	**PRESTACIONES SOCIALES**	**37,085**
2 1 4 1	PRESTACIONES DE LA SEGURIDAD SOCIAL	37,085
2 1 5	**TRANSFERENCIAS CORRIENTES**	**13,335,292**
2 1 5 1	AL SECTOR PRIVADO	13,335,292
2 2	**GASTOS DE CAPITAL**	**19,294,995**
2 2 1	**INVERSIÓN REAL DIRECTA**	**19,294,995**
2 2 1 1	MAQUINARIAS Y EQUIPOS	10,851,005
2 2 1 2	CONSTRUCCIONES	8,409,010
2 2 1 7	OTROS ACTIVOS NO FINANCIEROS	34,980
I	**TOTAL GASTOS**	**948,942,054**
2 3	**APLICACIONES FINANCIERAS**	**93,308,692**
2 3 2	**PASIVOS FINANCIEROS**	**130,069**
2 3 2 1	AMORTIZACIÓN DEUDA INTERNA	130,069
2 3 3	**OTRAS APLICACIONES FINANCIERAS**	**93,178,623**
2 3 3 1	INCREMENTO DE CAJA Y BANCOS	93,178,623
2 3 3 3	DISMINUCIÓN DE CUENTAS POR PAGAR	
II	**TOTAL APLICACIONES FINANCIERAS**	**93,308,692**
III = I + II	TOTAL GENERAL	**1,042,250,746**

OFICINA NACIONAL DE PRESUPUESTO

CLASIFICACION POR OBJETO DEL GASTO Y FUENTES DE FINANCIAMIENTO

SECTOR DESCENTRALIZADO

ENERO - DICIEMBRE 2007

EXPRESADO EN RD$

5111 INSTITUTO AGRARIO DOMINICANO

OBJETO DEL GASTO	FUENTES INTERNAS			FUENTES EXTERNAS			TOTAL GENERAL
	FONDOS PROPIOS	TRANSFERENCIAS	TOTAL FUENTES	CREDITO EXTERNO	DONACIONES EXTERNAS	TOTAL FUENTES	
1 SERVICIOS PERSONALES	8,059,578	750,958,950	759,018,528				759,018,528
2 SERVICIOS NO PERSONALES	44,398,144	73,463,167	117,861,311				117,861,311
3 MATERIALES Y SUMINISTROS	3,379,488	36,015,355	39,394,843				39,394,843
4 TRANSFERENCIAS CORRIENTES		13,372,377	13,372,377				13,372,377
6 ACTIVOS NO FINANCIEROS		19,294,995	19,294,995				19,294,995
7 ACTIVOS FINANCIEROS	27,896,863	65,281,760	93,178,623				93,178,623
8 PASIVOS FINANCIEROS		130,069	130,069				130,069
TOTALES	**83,734,073**	**958,516,673**	**1,042,250,746**				**1,042,250,746**

OFICINA NACIONAL DE PRESUPUESTO

CLASIFICACION POR OBJETO Y CUENTA DEL GASTO

SECTOR DESCENTRALIZADO

ENERO - DICIEMBRE 2007

(valores en RD$)

5111 INSTITUTO AGRARIO DOMINICANO

CODIGO	DESCRIPCION	COMPROMISO	DEVENGADO	PAGADO
1	**SERVICIOS PERSONALES**		**759,018,528**	**759,001,878**
1 1	SUELDOS PARA CARGOS FIJOS		605,043,148	605,043,148
1 2	SUELDOS PERSONAL TEMPORERO		88,956,661	88,956,661
1 3	SOBRESUELDOS		14,088,279	14,088,279
1 4	JORNALES		7,837,660	7,837,660
1 5	HONORARIOS		184,067	167,417
1 8	GRATIFICACIONES Y BONIFICACIONES		39,547,876	39,547,876
1 9	CONTRIBUCIONES A LA SEGURIDAD SOCIAL		3,360,837	3,360,837
2	**SERVICIOS NO PERSONALES**		**117,861,311**	**78,358,548**
2 1	SERVICIOS DE COMUNICACIONES		2,114,238	2,114,238
2 2	SERVICIOS BÁSICOS		35,700,818	2,150,331
2 3	PUBLICIDAD, IMPRESIÓN Y ENCUADERNACIÓN		2,659,629	2,638,224
2 4	VIÁTICOS		4,969,742	4,969,742
2 5	TRANSPORTE Y ALMACENAJE		819,490	819,490
2 6	ALQUILERES		28,711,262	28,711,262
2 7	SEGUROS		32,848,022	31,452,642
2 8	CONSERV., REPS. MENORES Y CONSTS. TEMP.		4,526,375	4,459,206
2 9	OTROS SERVICIOS NO PERSONALES		5,511,735	1,043,413
3	**MATERIALES Y SUMINISTROS**		**39,394,843**	**38,707,455**
3 1	ALIMENTOS Y PRODUCTOS AGROFORESTALES		10,767,641	10,372,112
3 2	TEXTILES Y VESTUARIO		198,069	198,069
3 3	PRODUCTOS DE PAPEL, CARTÓN E IMPRESOS		2,305,280	2,285,561
3 4	COMBUSTIBLES, LUBRICANTES, PROD. QUÍMICOS Y C.		10,225,961	10,179,485
3 5	PRODUCTOS DE CUERO, CAUCHO Y PLASTICO		6,450,427	6,348,580
3 6	PRODUCTOS DE MINERALES METALICOS Y NO METALICOS		4,040,409	3,973,114
3 9	PRODUCTOS Y ÚTILES VARIOS		5,407,056	5,350,534
4	**TRANSFERENCIAS CORRIENTES**		**13,372,377**	**13,364,052**
4 1	PRESTACIONES DE LA SEGURIDAD SOCIAL		37,085	37,085
4 2	TRANSFERENCIAS CORRIENTES AL SECTOR PRIVADO		13,335,292	13,326,967
6	**ACTIVOS NO FINANCIEROS**		**19,294,995**	**18,982,595**
6 1	MAQUINARIA Y EQUIPO		10,851,005	10,538,605
6 3	CONSTRUCCIONES Y MEJORAS		8,409,010	8,409,010
6 9	OTROS ACTIVOS		34,980	34,980
7	**ACTIVOS FINANCIEROS**		**93,178,623**	
7 4	INCREMENTO DE OTROS ACTIVOS FINANCIEROS		93,178,623	
8	**PASIVOS FINANCIEROS**		**130,069**	**5,303,025**

OFICINA NACIONAL DE PRESUPUESTO

CLASIFICACION POR OBJETO Y CUENTA DEL GASTO

SECTOR DESCENTRALIZADO

ENERO - DICIEMBRE 2007

(valores en RD$)

5111 INSTITUTO AGRARIO DOMINICANO

CODIGO	DESCRIPCION	COMPROMISO	DEVENGADO	PAGADO
8	**PASIVOS FINANCIEROS**		**130,069**	**5,303,025**
8 1	AMORTIZACIÓN DE PRÉSTAMOS INTERNOS		130,069	130,069
8 7	DISMINUCIÓN DE PASIVOS CON PROVEEDORES			5,172,956
	TOTALES		**1,042,250,746**	**913,717,553**

OFICINA NACIONAL DE PRESUPUESTO

Distribución Programatica del Presupuesto

Año 2007

INSTITUTO AGRARIO DOMINICANO

DEVENGADO

PRG	SUB PRG	PROY	ACTIVIDADES OBRAS	DENOMINACION	MONTO
01		00		**ACTIVIDADES CENTRALES**	846,814,623
	00			**N/A**	846,814,623
			01	DIRECCION SUPERIOR Y COORDINACION INSTITUCIONAL	630,525,759
			02	GESTION ADMINISTRATIVA Y FINANCIERA	216,288,864
11		00		**DOTACION DE TIERRAS**	67,672,657
	00			**N/A**	67,672,657
			01	CAPACITACION Y DISTRIBUCION DE TIERRAS	13,659,784
			02	APOYO A LA PRODUCCION	12,119,181
			03	PERFORACION, AFORO E INSTALACION DE EQUIPOS DE BOMBEO	22,598,697
		11		CONSTRUCCION Y REHABILITACION DE CAMINO DE ACCESO E INTERP	6,875,090
			51	CONSTRUCCION Y REHABILITACION DE CAMINOS DE ACCESO E INTERPAR	6,875,090
		12		REALIZACION DE TRES ACENTAMIENTOS MODELOS EN AREAS DEL PR	4,874,325
			51	OBRAS DE INFRAESTRUCTURA FISICA Y ADECUACION DE TERRENOS	4,874,325
		13		CONSTRUCCION Y RECONSTRUCCION DE CANALES DE RIEGO Y DRENA	1,232,964
			51	CONSTRUCCION Y RECONSTRUCCION DE CANALES Y DRENAJES	1,232,964
		14		PROY. DE DESARROLLO AGRARIO ENRRIQUILLO OVIEDO EN LAS PROV	547,403
			51	OBRAS DE INFRAESTRUCTURA FISICA, ADECUACION Y PREPARACION DE T	547,403
		15		PROY. DE MODERNIZACION DEL SISTEMA DE INFORMATICA DEL IAD	9,547
			01	INSTALACION DE RED	9,547
		16		PROY. PARA LA INSTALACION DE CENTROS DE DESARROLLO FAMILIA	2,273
			01	ESTRUCTURACION Y REESTRUCTURACION DE CENTROS DE COSTURA Y M	2,273
		17		PLAN DE INVERSION PARA LA CRIANZA LIBRE DE POLLAS PONEDORA	377,463
			01	ADQUISICION Y DISTRIBUCION DE POLLAS PONEDORAS	377,463
		18		PLAN DE REPARACION DE MAQUINARIAS Y EQUIPOS PESADOS	3,783,552
			01	REPARACION DE MAQUINARIAS Y EQUIPOS PESADOS EN MALAS CONDICIO	3,783,552
		19		PROGRAMA DE CONST. OBRAS DE INFRAESTRUCTURA DE APOYO A L	1,147,248
			51	CONSTRUCCION DE OBRAS E INFRAESTRUCTURA	1,147,248
		20		CONSTRUCCION DE ESTANQUES PARA CRIA DE PECES Y CAMARONES	445,130
			51	CONSTRUCCION DE ESTANQUES	445,130
12		00		**PRODUCCION AGROPECUARIA**	14,724,840
	00			**N/A**	14,724,840
			01	ASISTENCIA TECNICA PECUARIA	4,496,447
			02	ASISTENCIA DE MAQUINARIAS Y EQUIPOS AGRICOLAS	4,010,683
			03	CANALIZACION DE CREDITOS AGROPECUARIOS	1,946,483
			04	PROMOCION AL DESARROLLO DE AGROINDUSTRIAS	2,119,981
			05	ASISTENCIA AGROFORESTAL	2,151,246
13		00		**CAPACITACION Y ORGANIZACION**	6,442,207
	00			**N/A**	6,442,207
			01	CAPACITACION, INVESTIGACION Y FOMENTO COOPERATIVO	3,289,683
			02	ORGANIZACION, PROMOCION SOCIAL Y ASISTENCIA AL PARCELERO	3,152,524
99		00		**ADMINISTRACION DE TRANSFEREENCIAS, ACTIVOS Y PASIVOS FIN**	106,596,419
	00			**N/A**	106,596,419
			00	N/A	106,596,419
				TOTAL	1,042,250,746

INSTITUTO AZUCARERO DOMINCANO

DIGEPRES
Dirección General de Presupuesto

OFICINA NACIONAL DE PRESUPUESTO

CLASIFICACION ECONOMICA DE INGRESOS

TODAS LAS INSTITUCIONES

2007

(Expresado en RD$)

5112 INSTITUTO AZUCARERO DOMINICANO

CUENTA	DENOMINACION	MONTO
411	**TRANSFERENCIAS CORRIENTES DEL SECTOR PRIVADO INTERNO**	**9,267,590.00**
411–001	TRANSFERENCIAS CORRIENTES DEL SECTOR PRIVADO	9,267,590.00
412	**TRANSFERENCIAS CORRIENTES DE LA ADMINISTRACION CENTRAL**	**8,128,722.00**
412–001	DE LA ADMINISTRACIÓN CENTRAL	8,128,722.00
599	**OTROS INGRESOS NO IDENTIFICADOS**	**1,047,445.00**
599–001	OTROS INGRESOS NO ESPECIFICADOS	1,047,445.00
711	**RECUPERACIÓN DE PRÉSTAMOS DE CORTO PLAZO DEL SECTOR PRIVADO**	**36,010.00**
711–001	RECUPERACIÓN DE PRÉSTAMOS DE CORTO PLAZO DEL SECTOR PRIVADO	36,010.00
741	**DISMINUCIÓN DE CAJA Y BANCOS**	**2,835,348.00**
741–001	DISMINUCIÓN DE CAJA Y BANCOS	2,835,348.00
841	**INCREMENTO DE CUENTAS POR PAGAR INTERNAS, DE CORTO PLAZO**	**432,004.00**
841–001	INCREMENTO DE CUENTAS POR PAGAR INTERNAS, DE CORTO PLAZO	432,004.00
	TOTAL GENERAL	**21,747,119**

OFICINA NACIONAL DE PRESUPUESTO

CLASIFICACION ECONOMICA DEL GASTO

INSTITUCIONES PUBLICAS DESCENTRALIZADAS O AUTONOMAS

Desde 01/01/2007 Hasta 31/12/2007

(Expresado en RD$)

DEVENGADO

5112 INSTITUTO AZUCARERO DOMINICANO

CUENTA	DENOMINACION	MONTO
2 1	**GASTOS CORRIENTES**	**17,651,515**
2 1 2	**GASTOS DE CONSUMO**	**14,640,880**
2 1 2 1	REMUNERACIONES A EMPLEADOS	8,816,032
2 1 2 2	BIENES Y SERVICIOS	5,824,848
2 1 5	**TRANSFERENCIAS CORRIENTES**	**3,010,635**
2 1 5 1	AL SECTOR PRIVADO	1,780,466
2 1 5 4	DONACIONES AL EXTERIOR	1,230,169
2 2	**GASTOS DE CAPITAL**	**2,332,350**
2 2 1	**INVERSIÓN REAL DIRECTA**	**2,332,350**
2 2 1 1	MAQUINARIAS Y EQUIPOS	12,350
2 2 1 2	CONSTRUCCIONES	2,300,000
2 2 1 7	OTROS ACTIVOS NO FINANCIEROS	20,000
I	**TOTAL GASTOS**	**19,983,865**
2 3	**APLICACIONES FINANCIERAS**	**1,763,254**
2 3 1	**ACTIVOS FINANCIEROS**	**69,553**
2 3 1 1	CONCESIÓN DE PRÉSTAMOS	69,553
2 3 2	**PASIVOS FINANCIEROS**	**43,515**
2 3 2 1	AMORTIZACIÓN DEUDA INTERNA	43,515
2 3 3	**OTRAS APLICACIONES FINANCIERAS**	**1,650,186**
2 3 3 1	INCREMENTO DE CAJA Y BANCOS	1,650,186
II	**TOTAL APLICACIONES FINANCIERAS**	**1,763,254**
III = I + II	TOTAL GENERAL	**21,747,119**

OFICINA NACIONAL DE PRESUPUESTO

CLASIFICACION POR OBJETO DEL GASTO Y FUENTES DE FINANCIAMIENTO

SECTOR DESCENTRALIZADO

ENERO - DICIEMBRE 2007

EXPRESADO EN RD$

5112 INSTITUTO AZUCARERO DOMINICANO

OBJETO DEL GASTO	FUENTES INTERNAS			FUENTES EXTERNAS			TOTAL GENERAL
	FONDOS PROPIOS	TRANSFERENCIAS	TOTAL FUENTES	CREDITO EXTERNO	DONACIONES EXTERNAS	TOTAL FUENTES	
1 SERVICIOS PERSONALES	542,068	8,273,964	8,816,032				8,816,032
2 SERVICIOS NO PERSONALES	532,709	3,620,352	4,153,061				4,153,061
3 MATERIALES Y SUMINISTROS	387,827	1,283,960	1,671,787				1,671,787
4 TRANSFERENCIAS CORRIENTES	838,102	2,172,533	3,010,635				3,010,635
6 ACTIVOS NO FINANCIEROS	1,400,651	931,699	2,332,350				2,332,350
7 ACTIVOS FINANCIEROS	647,505	1,072,234	1,719,739				1,719,739
8 PASIVOS FINANCIEROS	1,945	41,570	43,515				43,515
TOTALES	**4,350,807**	**17,396,312**	**21,747,119**				**21,747,119**

OFICINA NACIONAL DE PRESUPUESTO

CLASIFICACION POR OBJETO Y CUENTA DEL GASTO

SECTOR DESCENTRALIZADO

ENERO - DICIEMBRE 2007

(valores en RD$)

5111 INSTITUTO AGRARIO DOMINICANO

CODIGO	DESCRIPCION	COMPROMISO	DEVENGADO	PAGADO
1	**SERVICIOS PERSONALES**		**759,018,528**	**759,001,878**
1 1	SUELDOS PARA CARGOS FIJOS		605,043,148	605,043,148
1 2	SUELDOS PERSONAL TEMPORERO		88,956,661	88,956,661
1 3	SOBRESUELDOS		14,088,279	14,088,279
1 4	JORNALES		7,837,660	7,837,660
1 5	HONORARIOS		184,067	167,417
1 8	GRATIFICACIONES Y BONIFICACIONES		39,547,876	39,547,876
1 9	CONTRIBUCIONES A LA SEGURIDAD SOCIAL		3,360,837	3,360,837
2	**SERVICIOS NO PERSONALES**		**117,861,311**	**78,358,548**
2 1	SERVICIOS DE COMUNICACIONES		2,114,238	2,114,238
2 2	SERVICIOS BÁSICOS		35,700,818	2,150,331
2 3	PUBLICIDAD, IMPRESIÓN Y ENCUADERNACIÓN		2,659,629	2,638,224
2 4	VIÁTICOS		4,969,742	4,969,742
2 5	TRANSPORTE Y ALMACENAJE		819,490	819,490
2 6	ALQUILERES		28,711,262	28,711,262
2 7	SEGUROS		32,848,022	31,452,642
2 8	CONSERV., REPS. MENORES Y CONSTS. TEMP.		4,526,375	4,459,206
2 9	OTROS SERVICIOS NO PERSONALES		5,511,735	1,043,413
3	**MATERIALES Y SUMINISTROS**		**39,394,843**	**38,707,455**
3 1	ALIMENTOS Y PRODUCTOS AGROFORESTALES		10,767,641	10,372,112
3 2	TEXTILES Y VESTUARIO		198,069	198,069
3 3	PRODUCTOS DE PAPEL, CARTÓN E IMPRESOS		2,305,280	2,285,561
3 4	COMBUSTIBLES, LUBRICANTES, PROD. QUÍMICOS Y C.		10,225,961	10,179,485
3 5	PRODUCTOS DE CUERO, CAUCHO Y PLASTICO		6,450,427	6,348,580
3 6	PRODUCTOS DE MINERALES METALICOS Y NO METALICOS		4,040,409	3,973,114
3 9	PRODUCTOS Y ÚTILES VARIOS		5,407,056	5,350,534
4	**TRANSFERENCIAS CORRIENTES**		**13,372,377**	**13,364,052**
4 1	PRESTACIONES DE LA SEGURIDAD SOCIAL		37,085	37,085
4 2	TRANSFERENCIAS CORRIENTES AL SECTOR PRIVADO		13,335,292	13,326,967
6	**ACTIVOS NO FINANCIEROS**		**19,294,995**	**18,982,595**
6 1	MAQUINARIA Y EQUIPO		10,851,005	10,538,605
6 3	CONSTRUCCIONES Y MEJORAS		8,409,010	8,409,010
6 9	OTROS ACTIVOS		34,980	34,980
7	**ACTIVOS FINANCIEROS**		**93,178,623**	
7 4	INCREMENTO DE OTROS ACTIVOS FINANCIEROS		93,178,623	
8	**PASIVOS FINANCIEROS**		**130,069**	**5,303,025**

OFICINA NACIONAL DE PRESUPUESTO

CLASIFICACION POR OBJETO Y CUENTA DEL GASTO

SECTOR DESCENTRALIZADO

ENERO - DICIEMBRE 2007

(valores en RD$)

5111 INSTITUTO AGRARIO DOMINICANO

CODIGO	DESCRIPCION	COMPROMISO	DEVENGADO	PAGADO
8	**PASIVOS FINANCIEROS**		**130,069**	**5,303,025**
8 1	AMORTIZACIÓN DE PRÉSTAMOS INTERNOS		130,069	130,069
8 7	DISMINUCIÓN DE PASIVOS CON PROVEEDORES			5,172,956
	TOTALES		**1,042,250,746**	**913,717,553**

OFICINA NACIONAL DE PRESUPUESTO

Distribución Programatica del Presupuesto

Año 2007

INSTITUTO AZUCARERO DOMINICANO

DEVENGADO

PRG	SUB PRG	PROY	ACTIVIDADES OBRAS	DENOMINACION	MONTO
01		00		**ADMINISTRACION CENTRAL**	16,969,534
	00			**N/A**	16,969,534
			01	DIRECCION EJECUTIVA Y COORDINACION ADMINISTRATIVA Y FINANCIERA	16,969,534
99		00		**ADMINISTRACION DE TRANSFERENCIAS, ACTIVOS Y PASIVOS FINA**	4,777,585
	00			**N/A**	4,777,585
			00	N/A	4,777,585
				TOTAL	21,747,119

INSTITUTO PARA EL DESARROLLO DEL NOROESTE

DIGEPRES
Dirección General de Presupuesto

OFICINA NACIONAL DE PRESUPUESTO

CLASIFICACION ECONOMICA DE INGRESOS

TODAS LAS INSTITUCIONES

2007

(Expresado en RD$)

5114 INSTITUTO PARA EL DESARROLLO DEL NOROESTE

CUENTA	DENOMINACION	MONTO
412	**TRANSFERENCIAS CORRIENTES DE LA ADMINISTRACION CENTRAL**	**11,126,127.00**
412–001	DE LA ADMINISTRACIÓN CENTRAL	11,126,127.00
422	**TRANSFERENCIAS DE CAPITAL DE LA ADMINISTRACIÓN CENTRAL**	**2,750,000.00**
422–001	DE LA ADMINISTRACIÓN CENTRAL	2,750,000.00
599	**OTROS INGRESOS NO IDENTIFICADOS**	**2,546,920.00**
599–001	OTROS INGRESOS NO ESPECIFICADOS	2,546,920.00
741	**DISMINUCIÓN DE CAJA Y BANCOS**	**2,163,391.00**
741–001	DISMINUCIÓN DE CAJA Y BANCOS	2,163,391.00
	TOTAL GENERAL	**18,586,438**

OFICINA NACIONAL DE PRESUPUESTO

CLASIFICACION ECONOMICA DEL GASTO

INSTITUCIONES PUBLICAS DESCENTRALIZADAS O AUTONOMAS

Desde 01/01/2007 Hasta 31/12/2007

(Expresado en RD$)

DEVENGADO

5114 INSTITUTO PARA EL DESARROLLO DEL NOROESTE

CUENTA	DENOMINACION	MONTO
2 1	GASTOS CORRIENTES	8,759,280
2 1 2	GASTOS DE CONSUMO	8,759,280
2 1 2 1	REMUNERACIONES A EMPLEADOS	4,903,616
2 1 2 2	BIENES Y SERVICIOS	3,855,664
2 2	GASTOS DE CAPITAL	6,441,866
2 2 1	INVERSIÓN REAL DIRECTA	6,441,866
2 2 1 1	MAQUINARIAS Y EQUIPOS	2,403,350
2 2 1 2	CONSTRUCCIONES	4,019,425
2 2 1 7	OTROS ACTIVOS NO FINANCIEROS	19,091
I	TOTAL GASTOS	15,201,146
2 3	APLICACIONES FINANCIERAS	2,151,662
2 3 3	OTRAS APLICACIONES FINANCIERAS	2,151,662
2 3 3 1	INCREMENTO DE CAJA Y BANCOS	2,151,662
II	TOTAL APLICACIONES FINANCIERAS	2,151,662
III = I + II	TOTAL GENERAL	17,352,808

OFICINA NACIONAL DE PRESUPUESTO

CLASIFICACION POR OBJETO DEL GASTO Y FUENTES DE FINANCIAMIENTO

SECTOR DESCENTRALIZADO

ENERO - DICIEMBRE 2007

EXPRESADO EN RD$

5114 INSTITUTO PARA EL DESARROLLO DEL NOROESTE

OBJETO DEL GASTO	FUENTES INTERNAS			FUENTES EXTERNAS			TOTAL GENERAL
	FONDOS PROPIOS	TRANSFERENCIAS	TOTAL FUENTES	CREDITO EXTERNO	DONACIONES EXTERNAS	TOTAL FUENTES	
1 SERVICIOS PERSONALES	933,244	5,204,002	6,137,246				6,137,246
2 SERVICIOS NO PERSONALES	213,504	1,729,708	1,943,212				1,943,212
3 MATERIALES Y SUMINISTROS	286,846	1,625,606	1,912,452				1,912,452
6 ACTIVOS NO FINANCIEROS	2,929,493	3,512,373	6,441,866				6,441,866
7 ACTIVOS FINANCIEROS	347,224	1,804,438	2,151,662				2,151,662
TOTALES	**4,710,311**	**13,876,127**	**18,586,438**				**18,586,438**

OFICINA NACIONAL DE PRESUPUESTO

CLASIFICACION POR OBJETO Y CUENTA DEL GASTO

SECTOR DESCENTRALIZADO

ENERO - DICIEMBRE 2007

(valores en RD$)

5114 INSTITUTO PARA EL DESARROLLO DEL NOROESTE

CODIGO	DESCRIPCION	COMPROMISO	DEVENGADO	PAGADO
1	**SERVICIOS PERSONALES**		**6,137,246**	**6,137,246**
1 1	SUELDOS PARA CARGOS FIJOS		4,779,825	4,779,825
1 2	SUELDOS PERSONAL TEMPORERO		129,742	129,742
1 4	JORNALES		94,025	94,025
1 5	HONORARIOS		600	600
1 8	GRATIFICACIONES Y BONIFICACIONES		556,118	556,118
1 9	CONTRIBUCIONES A LA SEGURIDAD SOCIAL		576,936	576,936
2	**SERVICIOS NO PERSONALES**		**1,943,212**	**1,943,212**
2 1	SERVICIOS DE COMUNICACIONES		221,398	221,398
2 2	SERVICIOS BÁSICOS		248,298	248,298
2 3	PUBLICIDAD, IMPRESIÓN Y ENCUADERNACIÓN		114,057	114,057
2 4	VIÁTICOS		155,042	155,042
2 5	TRANSPORTE Y ALMACENAJE		27,100	27,100
2 6	ALQUILERES		16,765	16,765
2 7	SEGUROS		259,691	259,691
2 8	CONSERV., REPS. MENORES Y CONSTS. TEMP.		678,409	678,409
2 9	OTROS SERVICIOS NO PERSONALES		222,452	222,452
3	**MATERIALES Y SUMINISTROS**		**1,912,452**	**1,912,452**
3 1	ALIMENTOS Y PRODUCTOS AGROFORESTALES		353,263	353,263
3 2	TEXTILES Y VESTUARIO		51,649	51,649
3 3	PRODUCTOS DE PAPEL, CARTÓN E IMPRESOS		118,166	118,166
3 4	COMBUSTIBLES, LUBRICANTES, PROD. QUÍMICOS Y C.		1,128,668	1,128,668
3 5	PRODUCTOS DE CUERO, CAUCHO Y PLASTICO		84,798	84,798
3 6	PRODUCTOS DE MINERALES METALICOS Y NO METALICOS		20,709	20,709
3 9	PRODUCTOS Y ÚTILES VARIOS		155,199	155,199
6	**ACTIVOS NO FINANCIEROS**		**6,441,866**	**6,441,866**
6 1	MAQUINARIA Y EQUIPO		2,403,350	2,403,350
6 3	CONSTRUCCIONES Y MEJORAS		4,019,425	4,019,425
6 9	OTROS ACTIVOS		19,091	19,091
7	**ACTIVOS FINANCIEROS**		**2,151,662**	
7 4	INCREMENTO DE OTROS ACTIVOS FINANCIEROS		2,151,662	
	TOTALES		**18,586,438**	**16,434,776**

OFICINA NACIONAL DE PRESUPUESTO

Distribución Programatica del Presupuesto

Año 2007

INSTITUTO PARA EL DESARROLLO DEL NOROESTE

DEVENGADO

PRG	SUB PRG	PROY	ACTIVIDADES OBRAS	DENOMINACION	MONTO
01		00		**ACTIVIDAD CENTRAL**	3,502,661
	00			**N/A**	3,502,661
			01	COORDINACION INSTITUCIONAL, SERVICIOS ADMINISTRATIVOS Y FINANCI	3,502,661
11		00		**COORDINACION Y ASISTENCIA SOCIAL**	12,932,115
	00			**N/A**	12,932,115
			01	CAPACITACION, FORTALECIMIENTO COMUNITARIO Y SERVICIOS ESTADISTIC	4,372,085
		11		COORDINACION DE PEQUEÑAS OBRAS	8,560,030
			51	CONSTRUCCION INFRAESTRUCTURAS COMUNITARIAS DIVERSAS (ACUEDUC	8,560,030
99		00		**ADMINISTRACION DE TRANSFERENCIAS**	2,151,662
	00			**N/A**	2,151,662
			00	ACTIVOS Y PASIVOS FINANCIEROS	2,151,662
				TOTAL	18,586,438

INSTITUTO NACIONAL DE RECURSOS HIDRAULICOS

DIGEPRES
Dirección General de Presupuesto

OFICINA NACIONAL DE PRESUPUESTO
CLASIFICACION ECONOMICA DEL GASTO
INSTITUCIONES PUBLICAS DESCENTRALIZADAS O AUTONOMAS
Desde 01/01/2007 Hasta 31/12/2007

(Expresado en RD$)

DEVENGADO

5118 INSTITUTO NACIONAL DE RECURSOS HIDRAÚLICOS

CUENTA	DENOMINACION	MONTO
2 1	**GASTOS CORRIENTES**	**759,845,566**
2 1 2	**GASTOS DE CONSUMO**	**706,360,197**
2 1 2 1	REMUNERACIONES A EMPLEADOS	477,088,776
2 1 2 2	BIENES Y SERVICIOS	229,271,421
2 1 4	**PRESTACIONES SOCIALES**	**53,341,331**
2 1 4 1	PRESTACIONES DE LA SEGURIDAD SOCIAL	53,341,331
2 1 5	**TRANSFERENCIAS CORRIENTES**	**144,038**
2 1 5 1	AL SECTOR PRIVADO	144,038
2 2	**GASTOS DE CAPITAL**	**323,119,202**
2 2 1	**INVERSIÓN REAL DIRECTA**	**323,119,202**
2 2 1 1	MAQUINARIAS Y EQUIPOS	91,966,695
2 2 1 2	CONSTRUCCIONES	216,077,825
2 2 1 4	ACTIVOS PREEXISTETES	7,930,986
2 2 1 7	OTROS ACTIVOS NO FINANCIEROS	7,143,696
I	**TOTAL GASTOS**	**1,082,964,768**
2 3	**APLICACIONES FINANCIERAS**	**297,673,445**
2 3 3	**OTRAS APLICACIONES FINANCIERAS**	**297,673,445**
2 3 3 1	INCREMENTO DE CAJA Y BANCOS	297,673,445
II	**TOTAL APLICACIONES FINANCIERAS**	**297,673,445**
III = I + II	**TOTAL GENERAL**	**1,380,638,213**

OFICINA NACIONAL DE PRESUPUESTO

CLASIFICACION ECONOMICA DE INGRESOS

TODAS LAS INSTITUCIONES

2007

(Expresado en RD$)

5118 INSTITUTO NACIONAL DE RECURSOS HIDRAÚLICOS

CUENTA	DENOMINACION	MONTO
412	**TRANSFERENCIAS CORRIENTES DE LA ADMINISTRACION CENTRAL**	**557,255,108.00**
412–001	DE LA ADMINISTRACIÓN CENTRAL	557,255,108.00
422	**TRANSFERENCIAS DE CAPITAL DE LA ADMINISTRACIÓN CENTRAL**	**496,885,204.00**
422–001	DE LA ADMINISTRACIÓN CENTRAL	496,885,204.00
522	**VENTA DE SERVICIOS DE EMPRESAS PÚBLICAS NO FINANCIERAS**	**13,587,918.00**
522–001	VENTAS DE SERVICIOS	13,587,918.00
599	**OTROS INGRESOS NO IDENTIFICADOS**	**112,863,666.00**
599–001	OTROS INGRESOS NO ESPECIFICADOS	112,863,666.00
741	**DISMINUCIÓN DE CAJA Y BANCOS**	**153,277,649.00**
741–001	DISMINUCIÓN DE CAJA Y BANCOS	153,277,649.00
841	**INCREMENTO DE CUENTAS POR PAGAR INTERNAS, DE CORTO PLAZO**	**46,768,668.00**
841–001	INCREMENTO DE CUENTAS POR PAGAR INTERNAS, DE CORTO PLAZO	46,768,668.00
	TOTAL GENERAL	**1,380,638,213**

OFICINA NACIONAL DE PRESUPUESTO

CLASIFICACION POR OBJETO DEL GASTO Y FUENTES DE FINANCIAMIENTO

SECTOR DESCENTRALIZADO

ENERO - DICIEMBRE 2007

EXPRESADO EN RD$

5118 INSTITUTO NACIONAL DE RECURSOS HIDRAÚLICOS

OBJETO DEL GASTO	FUENTES INTERNAS			FUENTES EXTERNAS			TOTAL GENERAL
	FONDOS PROPIOS	TRANSFERENCIAS	TOTAL FUENTES	CREDITO EXTERNO	DONACIONES EXTERNAS	TOTAL FUENTES	
1 SERVICIOS PERSONALES	32,862,837	444,225,939	477,088,776				477,088,776
2 SERVICIOS NO PERSONALES	17,179,082	96,432,519	113,611,601				113,611,601
3 MATERIALES Y SUMINISTROS	44,716,590	70,943,230	115,659,820				115,659,820
4 TRANSFERENCIAS CORRIENTES	34,086,017	19,399,352	53,485,369				53,485,369
6 ACTIVOS NO FINANCIEROS	163,686,169	159,433,033	323,119,202				323,119,202
7 ACTIVOS FINANCIEROS	28,235,364	269,438,081	297,673,445				297,673,445
TOTALES	**320,766,059**	**1,059,872,154**	**1,380,638,213**				**1,380,638,213**

OFICINA NACIONAL DE PRESUPUESTO

CLASIFICACION POR OBJETO Y CUENTA DEL GASTO

SECTOR DESCENTRALIZADO

ENERO - DICIEMBRE 2007

(valores en RD$)

5118 INSTITUTO NACIONAL DE RECURSOS HIDRAÚLICOS

CODIGO	DESCRIPCION	COMPROMISO	DEVENGADO	PAGADO
1	**SERVICIOS PERSONALES**		**477,088,776**	**477,088,777**
1 1	SUELDOS PARA CARGOS FIJOS		337,858,953	337,858,955
1 2	SUELDOS PERSONAL TEMPORERO		43,578,827	43,578,826
1 3	SOBRESUELDOS		36,530,951	36,530,951
1 4	JORNALES		15,398,825	15,398,825
1 5	HONORARIOS		4,175,763	4,175,763
1 6	DIETAS Y GASTOS DE REPRESENTACIÓN		11,601,276	11,601,276
1 8	GRATIFICACIONES Y BONIFICACIONES		27,944,181	27,944,181
2	**SERVICIOS NO PERSONALES**		**113,611,601**	**113,611,601**
2 1	SERVICIOS DE COMUNICACIONES		4,272,827	4,272,827
2 2	SERVICIOS BÁSICOS		26,121,873	26,121,873
2 3	PUBLICIDAD, IMPRESIÓN Y ENCUADERNACIÓN		14,430,035	14,430,035
2 4	VIÁTICOS		11,921,392	11,921,392
2 5	TRANSPORTE Y ALMACENAJE		2,456,371	2,456,371
2 6	ALQUILERES		35,377,303	35,377,303
2 7	SEGUROS		2,674,442	2,674,442
2 8	CONSERV., REPS. MENORES Y CONSTS. TEMP.		340,351	340,351
2 9	OTROS SERVICIOS NO PERSONALES		16,017,007	16,017,007
3	**MATERIALES Y SUMINISTROS**		**115,659,820**	**115,659,819**
3 1	ALIMENTOS Y PRODUCTOS AGROFORESTALES		9,593,562	9,593,562
3 2	TEXTILES Y VESTUARIO		2,131,306	2,131,306
3 3	PRODUCTOS DE PAPEL, CARTÓN E IMPRESOS		1,588,185	1,588,185
3 4	COMBUSTIBLES, LUBRICANTES, PROD. QUÍMICOS Y C.		86,328,328	86,328,328
3 5	PRODUCTOS DE CUERO, CAUCHO Y PLASTICO		5,071,425	5,071,425
3 6	PRODUCTOS DE MINERALES METALICOS Y NO METALICOS		4,177,474	4,177,474
3 9	PRODUCTOS Y ÚTILES VARIOS		6,769,540	6,769,539
4	**TRANSFERENCIAS CORRIENTES**		**53,485,369**	**53,485,369**
4 1	PRESTACIONES DE LA SEGURIDAD SOCIAL		53,341,331	53,341,331
4 2	TRANSFERENCIAS CORRIENTES AL SECTOR PRIVADO		144,038	144,038
6	**ACTIVOS NO FINANCIEROS**		**323,119,202**	**323,119,202**
6 1	MAQUINARIA Y EQUIPO		91,966,695	91,966,695
6 2	INMUEBLES		7,930,986	7,930,986
6 3	CONSTRUCCIONES Y MEJORAS		216,077,825	216,077,825
6 9	OTROS ACTIVOS		7,143,696	7,143,696
7	**ACTIVOS FINANCIEROS**		**297,673,445**	**7,288,278**
7 4	INCREMENTO DE OTROS ACTIVOS FINANCIEROS		297,673,445	7,288,278
	TOTALES		**1,380,638,213**	**1,090,253,046**

OFICINA NACIONAL DE PRESUPUESTO

Distribución Programatica del Presupuesto

Año 2007

INSTITUTO NACIONAL DE RECURSOS HIDRAÚLICOS

DEVENGADO

PRG	SUB PRG	PROY	ACTIVIDADES OBRAS	DENOMINACION	MONTO
01		00		**DIRECCION SUPERIOR**	336,626,370
	00			**N/A**	336,626,370
			01	DIRECCION SUPERIOR	50,897,559
			02	ADMINISTRATIVO FINANCIERO	285,728,811
11		00		**PLANIFICACION**	60,943,257
	00			**FORMULACION DE PROYECTOS**	60,943,257
			01	FORMULACION DE PROYECTOS	35,119,875
			02	GEOMATICA	11,014,783
			03	GESTION AMBIENTAL	3,811,235
			04	HIDROLOGIA	8,227,595
		11		PROGRAMA DE CUENCA Y ZONAS COSTERA	1,220,909
			01	MANEJO DE CUENCA Y ZONAS COSTERA	1,220,909
		12		PROGRAMA DE CULTURA DE AGUA	1,548,860
			01	CAPACITACION SOBRE EL USO DEL AGUA	1,548,860
12		00		**GERENCIA DE OPERACIONES (DISTRITOS Y CANALES)**	469,891,566
	00			**N/A**	469,891,566
			01	DIRECCION Y COORDINACION	49,443,231
			02	ORGANIZACION Y CAPACITACION	3,134,707
			03	DESARROLLO AGRICOLA	347
			04	REPARACION Y MANTENIMIENTO	287,269,994
			05	MANTENIMIENTO DE PRESAS	23,152,046
		11		N/A	101,705,548
			51	LIMPIEZA, MANTENIMIENTO DE CANALES, REHABILITACION DE PEQUEÑAS P	101,705,548
		12		MANTENIMIENTO DE LA PRESA MAGUACA	7,250
			51	MANTENIMIENTO DE LA PRESA MAGUACA	7,250
		13		PEQUEÑOS PROYECTOS DE RIEGO	1,957,581
			51	CONSTRUCCION DE CANALES	1,957,581
		14		CENTRO DE INVESTIGACION EN TECNOLOGIA DEL AGUA PARA RIEGO	1,494,600
			01	CAPACITACION SOBRE EL USO DEL AGUA PARA RIEGO	1,492,400
			51	PERFORACION DE POZOS	2,200
		27		EDIFICACIONES	1,720,980
			51	EDIFICACIONES	1,720,980
		28		CONSTRUCCIONES	5,282
			51	PEAJE	5,282
13		00		**PROYECTOS (CONSTRUCCIONES, OBRAS)**	162,162,244
	00			**N/A**	162,162,244
			01	DIRECCION Y COORNACION	48,553,252
			02	SUPERVISION Y MANEJO DE OBRAS	1,609,898
			03	CONTROL Y DISEÑO DE PROYECTOS	7,943,327
			04	MAQUINARIA Y EQUIPO DE PRODUCCION	99,323
		11		CONSTRUCCION SISTEMA DE RIEGO AZUA II	11,638,202
			51	CONSTRUCCION DE CANALES	11,638,202
		12		CONSTRUCCION PRESA GUAIGUI	907,615
			51	OBRAS CIVILES Y SUPERVISION	907,615
		13		REHABILITACION PRESA SABANA YEGUA	3,466,809
			51	REHABILITACION DIQUE VILLARPANDO	3,466,809

OFICINA NACIONAL DE PRESUPUESTO

Distribución Programatica del Presupuesto

Año 2007

INSTITUTO NACIONAL DE RECURSOS HIDRAÚLICOS

DEVENGADO

PRG	SUB PRG	PROY	ACTIVIDADES OBRAS	DENOMINACION	MONTO
13		14		**PROYECTOS (CONSTRUCCIONES, OBRAS)**	162,162,244
	00			**N/A**	162,162,244
		14		PROYECTOS LOS OLIVARES	1,282,969
			51	CONSTRUCCION DE OBRAS	1,282,969
		15		DESARROLLO AGRICOLA AGUACATE-GUAYABO (AGLIPO)	1,854,974
			01	DESARROLLO AGRICOLA AGUACATE-GUAYABO (AGLIPO II)	1,854,974
		16		PROGRAMA MEJORAMIENTO TECNOLOGICO AGRICULTURA BAJO RIEG	629,542
			01	LA CAPACITACION DIRIGIDA AL PERSONAL Y TECNICOS DEL INDRHI	629,542
		17		PROGRAMA MANEJO DE TIERRA Y AGUA REGADA (PROMATREC)	629,788
			01	CONSULTORIA-INFRAESTRUCTURA, NIVELACION	629,788
		18		MEJORAMIENTO DE LOS SISTEMAS DE RIEGO POR LOS USUARIOS (PR	1,961,377
			51	REHABILITACION, MEJORAMIENTO DE CANALES	1,961,377
		20		DEPENDIENTE DEL AREA DE INFLUENCIA DEL CANAL NIZAITO	1,762,226
			01	INSTALACION DE SISTEMA DE RIEGO POR GOTEO	1,762,226
		21		PROYECTO JIMANI	9,530
			51	OBRAS CIVILES	9,530
		25		PROYECTO PRIN III, SISTEMA DE RIEGO	175,879
			51	INSTALACION SISTEMA DE RIEGO	175,879
		27		PROYECTO HIDROELECTRICO LOS TOROS	75,637,269
			51	CONSTRUCCION HIDROELECTRICA	75,637,269
		28		PROYECTO CORDILLERA	8,703
			51	CONSTRUCCION OBRAS CIVILES	8,703
		30		TERMINACION RESERVORIO EL LLANO	3,991,561
			51	CONSTRUCCION OBRAS CIVILES	3,991,561
99		00		**ADMINISTRACION TRANSFERENCIAS, ACTIVOS Y PASIVOS FINANCI**	351,014,776
	00			**N/A**	351,014,776
			00	ADMINISTRACION TRANSFERENCIAS, ACTIVOS Y PASIVOS FINANCIEROS	351,014,776
				TOTAL	1,380,638,213

INSTITUTO PARA EL DESARROLLO DEL SUROESTE

DIGEPRES
Dirección General de Presupuesto

OFICINA NACIONAL DE PRESUPUESTO

CLASIFICACION ECONOMICA DE INGRESOS

TODAS LAS INSTITUCIONES

2007

(Expresado en RD$)

5119 INSTITUTO PARA EL DESARROLLO DEL SUROESTE

CUENTA	DENOMINACION	MONTO
412	**TRANSFERENCIAS CORRIENTES DE LA ADMINISTRACION CENTRAL**	**18,206,691.00**
412–001	DE LA ADMINISTRACIÓN CENTRAL	18,206,691.00
421	**TRANSFERENCIAS DE CAPITAL DEL SECTOR PRIVADO INTERNO**	**2,663,294.00**
421–001	DEL SECTOR PRIVADO INTERNO	2,663,294.00
422	**TRANSFERENCIAS DE CAPITAL DE LA ADMINISTRACIÓN CENTRAL**	**1,461,036.00**
422–001	DE LA ADMINISTRACIÓN CENTRAL	1,461,036.00
741	**DISMINUCIÓN DE CAJA Y BANCOS**	**8,519,645.00**
741–001	DISMINUCIÓN DE CAJA Y BANCOS	8,519,645.00
	TOTAL GENERAL	**30,850,666**

OFICINA NACIONAL DE PRESUPUESTO

CLASIFICACION ECONOMICA DEL GASTO

INSTITUCIONES PUBLICAS DESCENTRALIZADAS O AUTONOMAS

Desde 01/01/2007 Hasta 31/12/2007

(Expresado en RD$)

DEVENGADO

5119 INSTITUTO PARA EL DESARROLLO DEL SUROESTE

CUENTA	DENOMINACION	MONTO
2 1	GASTOS CORRIENTES	26,518,736
2 1 2	GASTOS DE CONSUMO	25,382,741
2 1 2 1	REMUNERACIONES A EMPLEADOS	15,826,675
2 1 2 2	BIENES Y SERVICIOS	9,556,066
2 1 5	TRANSFERENCIAS CORRIENTES	1,135,995
2 1 5 1	AL SECTOR PRIVADO	1,135,995
2 2	GASTOS DE CAPITAL	1,097,468
2 2 1	INVERSIÓN REAL DIRECTA	1,097,468
2 2 1 2	CONSTRUCCIONES	1,097,468
I	TOTAL GASTOS	27,616,204
2 3	APLICACIONES FINANCIERAS	3,234,462
2 3 3	OTRAS APLICACIONES FINANCIERAS	3,234,462
2 3 3 1	INCREMENTO DE CAJA Y BANCOS	3,234,462
II	TOTAL APLICACIONES FINANCIERAS	3,234,462
III = I + II	TOTAL GENERAL	30,850,666

OFICINA NACIONAL DE PRESUPUESTO

CLASIFICACION POR OBJETO DEL GASTO Y FUENTES DE FINANCIAMIENTO

SECTOR DESCENTRALIZADO

ENERO - DICIEMBRE 2007

EXPRESADO EN RD$

5119 INSTITUTO PARA EL DESARROLLO DEL SUROESTE

OBJETO DEL GASTO	FUENTES INTERNAS			FUENTES EXTERNAS			TOTAL GENERAL
	FONDOS PROPIOS	TRANSFERENCIAS	TOTAL FUENTES	CREDITO EXTERNO	DONACIONES EXTERNAS	TOTAL FUENTES	
1 SERVICIOS PERSONALES	5,698,030	10,128,645	15,826,675				15,826,675
2 SERVICIOS NO PERSONALES	1,658,621	4,753,204	6,411,825				6,411,825
3 MATERIALES Y SUMINISTROS	854,018	2,290,223	3,144,241				3,144,241
4 TRANSFERENCIAS CORRIENTES	147,398	988,597	1,135,995				1,135,995
6 ACTIVOS NO FINANCIEROS	161,578	935,890	1,097,468				1,097,468
7 ACTIVOS FINANCIEROS		3,234,462	3,234,462				3,234,462
TOTALES	**8,519,645**	**22,331,021**	**30,850,666**				**30,850,666**

OFICINA NACIONAL DE PRESUPUESTO

CLASIFICACION POR OBJETO Y CUENTA DEL GASTO

SECTOR DESCENTRALIZADO

ENERO - DICIEMBRE 2007

(valores en RD$)

5119 INSTITUTO PARA EL DESARROLLO DEL SUROESTE

CODIGO	DESCRIPCION	COMPROMISO	DEVENGADO	PAGADO
1	**SERVICIOS PERSONALES**		**15,826,675**	**15,826,675**
1 1	SUELDOS PARA CARGOS FIJOS		9,174,467	9,174,467
1 2	SUELDOS PERSONAL TEMPORERO		2,206,468	2,206,468
1 3	SOBRESUELDOS		55,150	55,150
1 4	JORNALES		1,177,025	1,177,025
1 5	HONORARIOS		1,204,506	1,204,506
1 6	DIETAS Y GASTOS DE REPRESENTACIÓN		280,000	280,000
1 8	GRATIFICACIONES Y BONIFICACIONES		607,764	607,764
1 9	CONTRIBUCIONES A LA SEGURIDAD SOCIAL		1,121,295	1,121,295
2	**SERVICIOS NO PERSONALES**		**6,411,825**	**6,411,825**
2 1	SERVICIOS DE COMUNICACIONES		342,678	342,678
2 2	SERVICIOS BÁSICOS		187,723	187,723
2 3	PUBLICIDAD, IMPRESIÓN Y ENCUADERNACIÓN		1,246,832	1,246,832
2 4	VIÁTICOS		1,628,953	1,628,953
2 5	TRANSPORTE Y ALMACENAJE		5,000	5,000
2 6	ALQUILERES		573,261	573,261
2 7	SEGUROS		156,239	156,239
2 8	CONSERV., REPS. MENORES Y CONSTS. TEMP.		2,262,271	2,262,271
2 9	OTROS SERVICIOS NO PERSONALES		8,868	8,868
3	**MATERIALES Y SUMINISTROS**		**3,144,241**	**3,144,241**
3 1	ALIMENTOS Y PRODUCTOS AGROFORESTALES		267,788	267,788
3 2	TEXTILES Y VESTUARIO		126,710	126,710
3 3	PRODUCTOS DE PAPEL, CARTÓN E IMPRESOS		46,777	46,777
3 4	COMBUSTIBLES, LUBRICANTES, PROD. QUÍMICOS Y C.		2,182,040	2,182,040
3 5	PRODUCTOS DE CUERO, CAUCHO Y PLASTICO		226,302	226,302
3 6	PRODUCTOS DE MINERALES METALICOS Y NO METALICOS		190,416	190,416
3 9	PRODUCTOS Y ÚTILES VARIOS		104,208	104,208
4	**TRANSFERENCIAS CORRIENTES**		**1,135,995**	**1,135,995**
4 2	TRANSFERENCIAS CORRIENTES AL SECTOR PRIVADO		1,135,995	1,135,995
6	**ACTIVOS NO FINANCIEROS**		**1,097,468**	**1,097,468**
6 3	CONSTRUCCIONES Y MEJORAS		1,097,468	1,097,468
7	**ACTIVOS FINANCIEROS**		**3,234,462**	
7 4	INCREMENTO DE OTROS ACTIVOS FINANCIEROS		3,234,462	
	TOTALES		**30,850,666**	**27,616,204**

OFICINA NACIONAL DE PRESUPUESTO

Distribución Programatica del Presupuesto

Año 2007

INSTITUTO PARA EL DESARROLLO DEL SUROESTE

DEVENGADO

PRG	SUB PRG	PROY	ACTIVIDADES OBRAS	DENOMINACION	MONTO
01		00		**ACTIVIDADES CENTRALES**	25,680,241
	00			**N/A**	25,680,241
			01	DIRECCION SUPERIOR	25,680,241
11		00		**ACTIVIDADES DE PLANIFICACION Y PROYECTOS**	799,968
	00			**N/A**	799,968
			01	CONSTRUCCION Y RECONSTRUCCION DE PARADORES DE LA REGION DEL V	799,968
99		00		**ADMINISTRACION DE TRANSFERENCIAS**	4,370,457
	00			**N/A**	4,370,457
			00	ACTIVOS Y PASIVOS FINANCIEROS	4,370,457
				TOTAL	30,850,666

JARDIN BOTANICO

DIGEPRES
Dirección General de Presupuesto

OFICINA NACIONAL DE PRESUPUESTO

CLASIFICACION ECONOMICA DE INGRESOS

TODAS LAS INSTITUCIONES

2007

(Expresado en RD$)

5120 JARDÍN BOTÁNICO

CUENTA	DENOMINACION	MONTO
411	**TRANSFERENCIAS CORRIENTES DEL SECTOR PRIVADO INTERNO**	**1,419,378.00**
411–001	TRANSFERENCIAS CORRIENTES DEL SECTOR PRIVADO	1,419,378.00
412	**TRANSFERENCIAS CORRIENTES DE LA ADMINISTRACION CENTRAL**	**25,958,891.00**
412–001	DE LA ADMINISTRACIÓN CENTRAL	25,958,891.00
511	**VENTAS DE MERCANCIAS DEL GOBIERNO GENERAL**	**754,897.00**
511–001	VENTAS DE MERCANCIAS DEL ESTADO	754,897.00
521	**VENTAS DE SERVICIOS DEL GOBIERNO GENERAL**	**2,931,430.00**
521–001	VENTA DE SERVICIOS DEL ESTADO	2,931,430.00
534	**ALQUILERES**	**2,696,450.00**
534–001	ALQUILERES O ARRENDAMIENTOS DE BIENES INMUEBLES	2,696,450.00
599	**OTROS INGRESOS NO IDENTIFICADOS**	**3,865,715.00**
599–001	OTROS INGRESOS NO ESPECIFICADOS	3,865,715.00
741	**DISMINUCIÓN DE CAJA Y BANCOS**	**1,795,870.00**
741–001	DISMINUCIÓN DE CAJA Y BANCOS	1,795,870.00
841	**INCREMENTO DE CUENTAS POR PAGAR INTERNAS, DE CORTO PLAZO**	**2,059,636.00**
841–001	INCREMENTO DE CUENTAS POR PAGAR INTERNAS, DE CORTO PLAZO	2,059,636.00
	TOTAL GENERAL	**41,482,267**

OFICINA NACIONAL DE PRESUPUESTO

CLASIFICACION ECONOMICA DEL GASTO

INSTITUCIONES PUBLICAS DESCENTRALIZADAS O AUTONOMAS

Desde 01/01/2007 Hasta 31/12/2007

(Expresado en RD$)

DEVENGADO

5120 JARDÍN BOTÁNICO

CUENTA	DENOMINACION	MONTO
2 1	**GASTOS CORRIENTES**	**35,043,723**
2 1 2	**GASTOS DE CONSUMO**	**34,660,680**
2 1 2 1	REMUNERACIONES A EMPLEADOS	24,016,088
2 1 2 2	BIENES Y SERVICIOS	10,644,592
2 1 5	**TRANSFERENCIAS CORRIENTES**	**383,043**
2 1 5 1	AL SECTOR PRIVADO	378,947
2 1 5 2	AL SECTOR PÚBLICO	2,000
2 1 5 4	DONACIONES AL EXTERIOR	2,096
2 2	**GASTOS DE CAPITAL**	**878,219**
2 2 1	**INVERSIÓN REAL DIRECTA**	**878,219**
2 2 1 1	MAQUINARIAS Y EQUIPOS	507,500
2 2 1 2	CONSTRUCCIONES	370,719
I	**TOTAL GASTOS**	**35,921,942**
2 3	**APLICACIONES FINANCIERAS**	**5,560,325**
2 3 3	**OTRAS APLICACIONES FINANCIERAS**	**5,560,325**
2 3 3 1	INCREMENTO DE CAJA Y BANCOS	5,560,325
2 3 3 3	DISMINUCIÓN DE CUENTAS POR PAGAR	
II	**TOTAL APLICACIONES FINANCIERAS**	**5,560,325**
III = I + II	TOTAL GENERAL	**41,482,267**

OFICINA NACIONAL DE PRESUPUESTO

CLASIFICACION POR OBJETO DEL GASTO Y FUENTES DE FINANCIAMIENTO

SECTOR DESCENTRALIZADO

ENERO - DICIEMBRE 2007

EXPRESADO EN RD$

5120 JARDÍN BOTÁNICO

OBJETO DEL GASTO	FUENTES INTERNAS			FUENTES EXTERNAS			TOTAL GENERAL
	FONDOS PROPIOS	TRANSFERENCIAS	TOTAL FUENTES	CREDITO EXTERNO	DONACIONES EXTERNAS	TOTAL FUENTES	
1 SERVICIOS PERSONALES	6,092,373	17,923,715	24,016,088				24,016,088
2 SERVICIOS NO PERSONALES	1,206,571	3,530,303	4,736,874				4,736,874
3 MATERIALES Y SUMINISTROS	2,031,148	3,876,570	5,907,718				5,907,718
4 TRANSFERENCIAS CORRIENTES	11,000	372,043	383,043				383,043
6 ACTIVOS NO FINANCIEROS	401,236	476,983	878,219				878,219
7 ACTIVOS FINANCIEROS	4,361,670	1,198,655	5,560,325				5,560,325
8 PASIVOS FINANCIEROS							
TOTALES	**14,103,998**	**27,378,269**	**41,482,267**				**41,482,267**

OFICINA NACIONAL DE PRESUPUESTO

CLASIFICACION POR OBJETO Y CUENTA DEL GASTO

SECTOR DESCENTRALIZADO

ENERO - DICIEMBRE 2007

(valores en RD$)

5120 JARDÍN BOTÁNICO

CODIGO	DESCRIPCION	COMPROMISO	DEVENGADO	PAGADO
1	**SERVICIOS PERSONALES**		**24,016,088**	**22,665,401**
1 1	SUELDOS PARA CARGOS FIJOS		20,049,589	20,027,450
1 2	SUELDOS PERSONAL TEMPORERO		1,535,604	1,400,187
1 3	SOBRESUELDOS		929,845	927,801
1 5	HONORARIOS		83,020	73,640
1 6	DIETAS Y GASTOS DE REPRESENTACIÓN		20,106	3,000
1 8	GRATIFICACIONES Y BONIFICACIONES		258,826	233,323
1 9	CONTRIBUCIONES A LA SEGURIDAD SOCIAL		1,139,098	
2	**SERVICIOS NO PERSONALES**		**4,736,874**	**2,067,520**
2 1	SERVICIOS DE COMUNICACIONES		778,282	132,365
2 2	SERVICIOS BÁSICOS		1,398,738	27,194
2 3	PUBLICIDAD, IMPRESIÓN Y ENCUADERNACIÓN		407,550	380,502
2 4	VIÁTICOS		284,408	284,408
2 5	TRANSPORTE Y ALMACENAJE		72,907	72,465
2 6	ALQUILERES		192,357	155,457
2 7	SEGUROS		522,954	11,092
2 8	CONSERV., REPS. MENORES Y CONSTS. TEMP.		840,990	768,552
2 9	OTROS SERVICIOS NO PERSONALES		238,688	235,485
3	**MATERIALES Y SUMINISTROS**		**5,907,718**	**5,491,687**
3 1	ALIMENTOS Y PRODUCTOS AGROFORESTALES		855,749	710,150
3 2	TEXTILES Y VESTUARIO		114,925	110,372
3 3	PRODUCTOS DE PAPEL, CARTÓN E IMPRESOS		262,732	255,520
3 4	COMBUSTIBLES, LUBRICANTES, PROD. QUÍMICOS Y C.		2,767,543	2,600,506
3 5	PRODUCTOS DE CUERO, CAUCHO Y PLASTICO		299,535	272,414
3 6	PRODUCTOS DE MINERALES METALICOS Y NO METALICOS		871,041	839,317
3 9	PRODUCTOS Y ÚTILES VARIOS		736,193	703,408
4	**TRANSFERENCIAS CORRIENTES**		**383,043**	**383,042**
4 2	TRANSFERENCIAS CORRIENTES AL SECTOR PRIVADO		378,947	378,946
4 3	TRANSFERENCIAS CORRIENTES AL SECTOR PÚBLICO		2,000	2,000
4 4	TRANSFERENCIAS CORRIENTES AL SECTOR EXTERNO		2,096	2,096
6	**ACTIVOS NO FINANCIEROS**		**878,219**	**701,124**
6 1	MAQUINARIA Y EQUIPO		507,500	397,766
6 3	CONSTRUCCIONES Y MEJORAS		370,719	303,358
7	**ACTIVOS FINANCIEROS**		**5,560,325**	
7 4	INCREMENTO DE OTROS ACTIVOS FINANCIEROS		5,560,325	
8	**PASIVOS FINANCIEROS**			**2,752,055**

OFICINA NACIONAL DE PRESUPUESTO

CLASIFICACION POR OBJETO Y CUENTA DEL GASTO

SECTOR DESCENTRALIZADO

ENERO - DICIEMBRE 2007

(valores en RD$)

5120 JARDÍN BOTÁNICO

CODIGO	DESCRIPCION	COMPROMISO	DEVENGADO	PAGADO
8	**PASIVOS FINANCIEROS**			**2,752,055**
8 7	DISMINUCIÓN DE PASIVOS CON PROVEEDORES			2,752,055
	TOTALES		**41,482,267**	**34,060,829**

OFICINA NACIONAL DE PRESUPUESTO

Distribución Programatica del Presupuesto

Año 2007

JARDÍN BOTÁNICO

DEVENGADO

PRG	SUB PRG	PROY	ACTIVIDADES OBRAS	DENOMINACION	MONTO
01		00		**ACTIVIDAD CENTRAL**	22,428,230
	00			**N/A**	22,428,230
			01	DIRECCION GENERAL, ADMINISTRACION FINANCIERA Y COORDINACION IN	22,428,230
11		00		**ESTUDIO, CONSERVACION Y MANEJO DE LA FLORA DE LA REPUBLI**	13,131,465
	00			**N/A**	13,131,465
			01	INVESTIGACION, CONSERVACION Y MANEJO DE ESPECIES AMENAZADAS	7,228,163
			02	INVESTIGACIONES SOBRE LA FLORA Y PUBLICACIONES EDUCATIVAS	5,903,302
99		00		**ADMINISTRACION DE TRASNFERENCIAS, ACTIVOS Y PASIVOS FINA**	5,922,572
	00			**N/A**	5,922,572
			00	N/A	5,922,572
				TOTAL	41,482,267

SUPERINTENDENCIA DE BANCOS

DIGEPRES
Dirección General de Presupuesto

OFICINA NACIONAL DE PRESUPUESTO

CLASIFICACION ECONOMICA DE INGRESOS

TODAS LAS INSTITUCIONES

2007

(Expresado en RD$)

5126 SUPERINTENDENCIA DE BANCOS

CUENTA	DENOMINACION	MONTO
521	**VENTAS DE SERVICIOS DEL GOBIERNO GENERAL**	**736,018,715.00**
521–001	VENTA DE SERVICIOS DEL ESTADO	736,018,715.00
532	**INTERESES**	**7,619,035.00**
532–001	INTERESES PERCIBIDOS	7,619,035.00
599	**OTROS INGRESOS NO IDENTIFICADOS**	**4,775,314.00**
599–001	OTROS INGRESOS NO ESPECIFICADOS	4,775,314.00
711	**RECUPERACIÓN DE PRÉSTAMOS DE CORTO PLAZO DEL SECTOR PRIVADO**	**113,654,357.00**
711–001	RECUPERACIÓN DE PRÉSTAMOS DE CORTO PLAZO DEL SECTOR PRIVADO	113,654,357.00
741	**DISMINUCIÓN DE CAJA Y BANCOS**	**418,644,785.00**
741–001	DISMINUCIÓN DE CAJA Y BANCOS	418,644,785.00
841	**INCREMENTO DE CUENTAS POR PAGAR INTERNAS, DE CORTO PLAZO**	**13,240,271.00**
841–001	INCREMENTO DE CUENTAS POR PAGAR INTERNAS, DE CORTO PLAZO	13,240,271.00
	TOTAL GENERAL	**1,293,952,477**

OFICINA NACIONAL DE PRESUPUESTO

CLASIFICACION ECONOMICA DEL GASTO

INSTITUCIONES PUBLICAS DESCENTRALIZADAS O AUTONOMAS

Desde 01/01/2007 Hasta 31/12/2007

(Expresado en RD$)

DEVENGADO

5126 SUPERINTENDENCIA DE BANCOS

CUENTA	DENOMINACION	MONTO
2 1	**GASTOS CORRIENTES**	**788,161,433**
2 1 2	**GASTOS DE CONSUMO**	**703,922,710**
2 1 2 1	REMUNERACIONES A EMPLEADOS	607,074,624
2 1 2 2	BIENES Y SERVICIOS	96,848,086
2 1 4	**PRESTACIONES SOCIALES**	**57,077,879**
2 1 4 1	PRESTACIONES DE LA SEGURIDAD SOCIAL	57,077,879
2 1 5	**TRANSFERENCIAS CORRIENTES**	**27,160,844**
2 1 5 1	AL SECTOR PRIVADO	21,807,167
2 1 5 2	AL SECTOR PÚBLICO	4,977,679
2 1 5 4	DONACIONES AL EXTERIOR	375,998
2 2	**GASTOS DE CAPITAL**	**24,948,354**
2 2 1	**INVERSIÓN REAL DIRECTA**	**23,444,833**
2 2 1 1	MAQUINARIAS Y EQUIPOS	2,066,621
2 2 1 2	CONSTRUCCIONES	19,998,546
2 2 1 7	OTROS ACTIVOS NO FINANCIEROS	1,379,666
2 2 3	**TRANSFERENCIAS DE CAPITAL**	**1,503,521**
2 2 3 1	AL SECTOR PRIVADO	1,503,521
I	**TOTAL GASTOS**	**813,109,787**
2 3	**APLICACIONES FINANCIERAS**	**480,842,690**
2 3 1	**ACTIVOS FINANCIEROS**	**10,794,176**
2 3 1 1	CONCESIÓN DE PRÉSTAMOS	10,694,176
2 3 1 2	COMPRA DE TÍTULOS Y VALORES	100,000
2 3 2	**PASIVOS FINANCIEROS**	**222,442**
2 3 2 1	AMORTIZACIÓN DEUDA INTERNA	222,442
2 3 3	**OTRAS APLICACIONES FINANCIERAS**	**469,826,072**
2 3 3 1	INCREMENTO DE CAJA Y BANCOS	447,849,651
2 3 3 3	DISMINUCIÓN DE CUENTAS POR PAGAR	21,976,421
II	**TOTAL APLICACIONES FINANCIERAS**	**480,842,690**
III = I + II	**TOTAL GENERAL**	**1,293,952,477**

OFICINA NACIONAL DE PRESUPUESTO

CLASIFICACION POR OBJETO DEL GASTO Y FUENTES DE FINANCIAMIENTO

SECTOR DESCENTRALIZADO

ENERO - DICIEMBRE 2007

EXPRESADO EN RD$

5126 SUPERINTENDENCIA DE BANCOS

OBJETO DEL GASTO	FUENTES INTERNAS			FUENTES EXTERNAS			TOTAL GENERAL
	FONDOS PROPIOS	TRANSFERENCIAS	TOTAL FUENTES	CREDITO EXTERNO	DONACIONES EXTERNAS	TOTAL FUENTES	
1 SERVICIOS PERSONALES	607,074,624		607,074,624				607,074,624
2 SERVICIOS NO PERSONALES	74,766,708		74,766,708				74,766,708
3 MATERIALES Y SUMINISTROS	22,081,378		22,081,378				22,081,378
4 TRANSFERENCIAS CORRIENTES	84,238,723		84,238,723				84,238,723
5 TRANSFERENCIAS DE CAPITAL	1,503,521		1,503,521				1,503,521
6 ACTIVOS NO FINANCIEROS	23,444,833		23,444,833				23,444,833
7 ACTIVOS FINANCIEROS	458,643,827		458,643,827				458,643,827
8 PASIVOS FINANCIEROS	22,198,863		22,198,863				22,198,863
TOTALES	**1,293,952,477**		**1,293,952,477**				**1,293,952,477**

OFICINA NACIONAL DE PRESUPUESTO

CLASIFICACION POR OBJETO Y CUENTA DEL GASTO

SECTOR DESCENTRALIZADO

ENERO - DICIEMBRE 2007

(valores en RD$)

5126 SUPERINTENDENCIA DE BANCOS

CODIGO	DESCRIPCION	COMPROMISO	DEVENGADO	PAGADO
1	**SERVICIOS PERSONALES**		**607,074,624**	**605,478,914**
1 1	SUELDOS PARA CARGOS FIJOS		305,096,098	305,096,098
1 2	SUELDOS PERSONAL TEMPORERO		9,642,106	9,642,106
1 3	SOBRESUELDOS		42,143,815	42,143,815
1 5	HONORARIOS		5,445,358	3,849,648
1 6	DIETAS Y GASTOS DE REPRESENTACIÓN		10,700,457	10,700,457
1 8	GRATIFICACIONES Y BONIFICACIONES		196,752,604	196,752,604
1 9	CONTRIBUCIONES A LA SEGURIDAD SOCIAL		37,294,186	37,294,186
2	**SERVICIOS NO PERSONALES**		**74,766,708**	**67,868,237**
2 1	SERVICIOS DE COMUNICACIONES		3,284,149	2,607,211
2 2	SERVICIOS BÁSICOS		7,945,559	7,831,331
2 3	PUBLICIDAD, IMPRESIÓN Y ENCUADERNACIÓN		2,620,719	2,408,344
2 4	VIÁTICOS		7,264,777	7,264,777
2 5	TRANSPORTE Y ALMACENAJE		2,743,633	2,743,633
2 6	ALQUILERES		1,077,893	1,026,443
2 7	SEGUROS		39,504,086	34,417,676
2 8	CONSERV., REPS. MENORES Y CONSTS. TEMP.		2,418,862	1,990,273
2 9	OTROS SERVICIOS NO PERSONALES		7,907,030	7,578,549
3	**MATERIALES Y SUMINISTROS**		**22,081,378**	**17,958,589**
3 1	ALIMENTOS Y PRODUCTOS AGROFORESTALES		5,522,556	5,386,933
3 2	TEXTILES Y VESTUARIO		5,801,179	3,926,759
3 3	PRODUCTOS DE PAPEL, CARTÓN E IMPRESOS		2,422,077	1,505,275
3 4	COMBUSTIBLES, LUBRICANTES, PROD. QUÍMICOS Y C.		5,093,570	4,970,116
3 5	PRODUCTOS DE CUERO, CAUCHO Y PLASTICO		528,458	320,133
3 6	PRODUCTOS DE MINERALES METALICOS Y NO METALICOS		83,611	77,822
3 9	PRODUCTOS Y ÚTILES VARIOS		2,629,927	1,771,551
4	**TRANSFERENCIAS CORRIENTES**		**84,238,723**	**84,098,723**
4 1	PRESTACIONES DE LA SEGURIDAD SOCIAL		57,077,879	56,937,879
4 2	TRANSFERENCIAS CORRIENTES AL SECTOR PRIVADO		21,807,167	21,807,167
4 3	TRANSFERENCIAS CORRIENTES AL SECTOR PÚBLICO		4,977,679	4,977,679
4 4	TRANSFERENCIAS CORRIENTES AL SECTOR EXTERNO		375,998	375,998
5	**TRANSFERENCIAS DE CAPITAL**		**1,503,521**	**1,503,521**
5 1	TRANSFERENCIAS DE CAPITAL AL SECTOR PRIVADO		1,503,521	1,503,521
6	**ACTIVOS NO FINANCIEROS**		**23,444,833**	**18,558,393**
6 1	MAQUINARIA Y EQUIPO		2,066,621	1,789,005
6 3	CONSTRUCCIONES Y MEJORAS		19,998,546	15,482,569

OFICINA NACIONAL DE PRESUPUESTO

CLASIFICACION POR OBJETO Y CUENTA DEL GASTO

SECTOR DESCENTRALIZADO

ENERO - DICIEMBRE 2007

(valores en RD$)

5126 SUPERINTENDENCIA DE BANCOS

CODIGO	DESCRIPCION	COMPROMISO	DEVENGADO	PAGADO
6	**ACTIVOS NO FINANCIEROS**		**23,444,833**	**18,558,393**
6 9	OTROS ACTIVOS		1,379,666	1,286,819
7	**ACTIVOS FINANCIEROS**		**458,643,827**	**10,894,176**
7 1	CONCESIÓN DE PRESTAMOS INTERNOS		10,694,176	10,694,176
7 2	COMPRA DE TÍTULOS Y VALORES		100,000	100,000
7 4	INCREMENTO DE OTROS ACTIVOS FINANCIEROS		447,849,651	100,000
8	**PASIVOS FINANCIEROS**		**22,198,863**	**26,602,002**
8 1	AMORTIZACIÓN DE PRÉSTAMOS INTERNOS		222,442	
8 7	DISMINUCIÓN DE PASIVOS CON PROVEEDORES		21,976,421	26,602,002
	TOTALES		**1,293,952,477**	**832,962,555**

OFICINA NACIONAL DE PRESUPUESTO

Distribución Programatica del Presupuesto

Año 2007

SUPERINTENDENCIA DE BANCOS

DEVENGADO

PRG	SUB PRG	PROY	ACTIVIDADES OBRAS	DENOMINACION	MONTO
01		00		**ACTIVIDAD CENTRAL**	437,468,901
	00			**N/A**	437,468,901
			01	DIRECCION Y COORDINACION	437,468,901
02		00		**CONSTRUCCIONES Y REMODELACIONES**	19,998,546
	00			**N/A**	19,998,546
			01	REACONDICIONAMIENTO Y MANTENIMIENTO A LOS EDIFICIOS OF. PRINCIPA	19,998,546
11		00		**CONTROL Y FISCALIZACION DE ENTIDADES BANCARIAS Y FINANCI**	311,727,260
	00			**N/A**	311,727,260
			01	INSPECCION Y FISCALIZACION DE LAS ENTIDADES DE INTERMEDIACION FI	311,727,260
99		00		**ADMINISTRACION DE TRANSFERENCIAS, ACTIVOS Y PASIVOS FINA**	524,757,770
	00			**N/A**	524,757,770
			00	ACTIVOS Y PASIVOS FINANCIEROS	524,757,770
				TOTAL	1,293,952,477

SUPERINTENDENCIA DE SEGUROS

DIGEPRES
Dirección General de Presupuesto

OFICINA NACIONAL DE PRESUPUESTO

CLASIFICACION ECONOMICA DE INGRESOS

TODAS LAS INSTITUCIONES

2007

(Expresado en RD$)

5127 SUPERINTENDENCIA DE SEGUROS

CUENTA	DENOMINACION	MONTO
412	**TRANSFERENCIAS CORRIENTES DE LA ADMINISTRACION CENTRAL**	**432,000,000.00**
412–001	DE LA ADMINISTRACIÓN CENTRAL	432,000,000.00
511	**VENTAS DE MERCANCIAS DEL GOBIERNO GENERAL**	**46,864.00**
511–001	VENTAS DE MERCANCIAS DEL ESTADO	46,864.00
521	**VENTAS DE SERVICIOS DEL GOBIERNO GENERAL**	**2,894,277.00**
521–001	VENTA DE SERVICIOS DEL ESTADO	2,894,277.00
599	**OTROS INGRESOS NO IDENTIFICADOS**	**165,160,000.00**
599–001	OTROS INGRESOS NO ESPECIFICADOS	165,160,000.00
741	**DISMINUCIÓN DE CAJA Y BANCOS**	**134,919,771.00**
741–001	DISMINUCIÓN DE CAJA Y BANCOS	134,919,771.00
	TOTAL GENERAL	**735,020,912**

OFICINA NACIONAL DE PRESUPUESTO

CLASIFICACION ECONOMICA DEL GASTO

INSTITUCIONES PUBLICAS DESCENTRALIZADAS O AUTONOMAS

Desde 01/01/2007 Hasta 31/12/2007

(Expresado en RD$)

DEVENGADO

5127 SUPERINTENDENCIA DE SEGUROS

CUENTA	DENOMINACION	MONTO
2 1	**GASTOS CORRIENTES**	**375,860,463**
2 1 2	**GASTOS DE CONSUMO**	**301,878,596**
2 1 2 1	REMUNERACIONES A EMPLEADOS	243,469,443
2 1 2 2	BIENES Y SERVICIOS	58,409,153
2 1 5	**TRANSFERENCIAS CORRIENTES**	**73,981,867**
2 1 5 1	AL SECTOR PRIVADO	19,959,017
2 1 5 2	AL SECTOR PÚBLICO	53,900,000
2 1 5 4	DONACIONES AL EXTERIOR	122,850
2 2	**GASTOS DE CAPITAL**	**45,738,391**
2 2 1	**INVERSIÓN REAL DIRECTA**	**45,738,391**
2 2 1 1	MAQUINARIAS Y EQUIPOS	14,824,577
2 2 1 2	CONSTRUCCIONES	30,913,814
I	**TOTAL GASTOS**	**421,598,854**
2 3	**APLICACIONES FINANCIERAS**	**313,422,058**
2 3 1	**ACTIVOS FINANCIEROS**	**181,942,983**
2 3 1 2	COMPRA DE TÍTULOS Y VALORES	181,942,983
2 3 3	**OTRAS APLICACIONES FINANCIERAS**	**131,479,075**
2 3 3 1	INCREMENTO DE CAJA Y BANCOS	131,479,075
II	**TOTAL APLICACIONES FINANCIERAS**	**313,422,058**
III = I + II	TOTAL GENERAL	**735,020,912**

OFICINA NACIONAL DE PRESUPUESTO

CLASIFICACION POR OBJETO DEL GASTO Y FUENTES DE FINANCIAMIENTO

SECTOR DESCENTRALIZADO

ENERO - DICIEMBRE 2007

EXPRESADO EN RD$

5127 SUPERINTENDENCIA DE SEGUROS

OBJETO DEL GASTO	FUENTES INTERNAS			FUENTES EXTERNAS			TOTAL GENERAL
	FONDOS PROPIOS	TRANSFERENCIAS	TOTAL FUENTES	CREDITO EXTERNO	DONACIONES EXTERNAS	TOTAL FUENTES	
1 SERVICIOS PERSONALES	29,514,568	213,954,875	243,469,443				243,469,443
2 SERVICIOS NO PERSONALES		39,509,541	39,509,541				39,509,541
3 MATERIALES Y SUMINISTROS		18,899,612	18,899,612				18,899,612
4 TRANSFERENCIAS CORRIENTES	45,630,192	28,351,675	73,981,867				73,981,867
6 ACTIVOS NO FINANCIEROS	4,613,943	41,124,448	45,738,391				45,738,391
7 ACTIVOS FINANCIEROS	223,262,209	90,159,849	313,422,058				313,422,058
TOTALES	**303,020,912**	**432,000,000**	**735,020,912**				**735,020,912**

OFICINA NACIONAL DE PRESUPUESTO

CLASIFICACION POR OBJETO Y CUENTA DEL GASTO

SECTOR DESCENTRALIZADO

ENERO - DICIEMBRE 2007

(valores en RD$)

5127 SUPERINTENDENCIA DE SEGUROS

CODIGO	DESCRIPCION	COMPROMISO	DEVENGADO	PAGADO
1	**SERVICIOS PERSONALES**		**243,469,443**	**243,469,443**
1 1	SUELDOS PARA CARGOS FIJOS		173,396,811	173,396,811
1 2	SUELDOS PERSONAL TEMPORERO		300,000	300,000
1 3	SOBRESUELDOS		13,034,970	13,034,970
1 6	DIETAS Y GASTOS DE REPRESENTACIÓN		666,328	666,328
1 8	GRATIFICACIONES Y BONIFICACIONES		43,219,957	43,219,957
1 9	CONTRIBUCIONES A LA SEGURIDAD SOCIAL		12,851,377	12,851,377
2	**SERVICIOS NO PERSONALES**		**39,509,541**	**39,509,541**
2 1	SERVICIOS DE COMUNICACIONES		3,251,981	3,251,981
2 2	SERVICIOS BÁSICOS		4,466,390	4,466,390
2 3	PUBLICIDAD, IMPRESIÓN Y ENCUADERNACIÓN		4,688,377	4,688,377
2 4	VIÁTICOS		657,492	657,492
2 5	TRANSPORTE Y ALMACENAJE		171,907	171,907
2 6	ALQUILERES		355,317	355,317
2 7	SEGUROS		15,732,664	15,732,664
2 8	CONSERV., REPS. MENORES Y CONSTS. TEMP.		2,126,256	2,126,256
2 9	OTROS SERVICIOS NO PERSONALES		8,059,157	8,059,157
3	**MATERIALES Y SUMINISTROS**		**18,899,612**	**18,899,612**
3 1	ALIMENTOS Y PRODUCTOS AGROFORESTALES		5,592,078	5,592,078
3 2	TEXTILES Y VESTUARIO		759,060	759,060
3 3	PRODUCTOS DE PAPEL, CARTÓN E IMPRESOS		1,507,407	1,507,407
3 4	COMBUSTIBLES, LUBRICANTES, PROD. QUÍMICOS Y C.		6,142,425	6,142,425
3 5	PRODUCTOS DE CUERO, CAUCHO Y PLASTICO		273,345	273,345
3 6	PRODUCTOS DE MINERALES METALICOS Y NO METALICOS		791,587	791,587
3 9	PRODUCTOS Y ÚTILES VARIOS		3,833,710	3,833,710
4	**TRANSFERENCIAS CORRIENTES**		**73,981,867**	**73,981,867**
4 2	TRANSFERENCIAS CORRIENTES AL SECTOR PRIVADO		19,959,017	19,959,017
4 3	TRANSFERENCIAS CORRIENTES AL SECTOR PÚBLICO		53,900,000	53,900,000
4 4	TRANSFERENCIAS CORRIENTES AL SECTOR EXTERNO		122,850	122,850
6	**ACTIVOS NO FINANCIEROS**		**45,738,391**	**45,738,391**
6 1	MAQUINARIA Y EQUIPO		14,824,577	14,824,577
6 3	CONSTRUCCIONES Y MEJORAS		30,913,814	30,913,814
7	**ACTIVOS FINANCIEROS**		**313,422,058**	**181,942,983**
7 2	COMPRA DE TÍTULOS Y VALORES		181,942,983	181,942,983
7 4	INCREMENTO DE OTROS ACTIVOS FINANCIEROS		131,479,075	
	TOTALES		**735,020,912**	**603,541,837**

OFICINA NACIONAL DE PRESUPUESTO

Distribución Programatica del Presupuesto

Año 2007

SUPERINTENDENCIA DE SEGUROS

DEVENGADO

PRG	SUB PRG	PROY	ACTIVIDADES OBRAS	DENOMINACION	MONTO
01		00		**ACTIVIDADES CENTRALES**	297,460,584
	00			**N/A**	297,460,584
			01	DIRECCION Y COORDINACION	297,460,584
11		00		**CONTROL Y FIZCALIZACION DE LAS COMPAÑIAS DE SEGUROS**	50,715,653
	00			**N/A**	50,715,653
			01	FIZCALIZACION DE LAS COMPAÑIAS DE SEGUROS	50,715,653
99		00		**ADMINISTRACION DE TRANSFERENCIAS, PASIVOS Y ACTIVOS FINA**	386,844,675
	00			**N/A**	386,844,675
			00	TRANSFERENCIAS	386,844,675
				TOTAL	735,020,912

UNIVERSIDAD AUTONOMA
DE SANTO DOMINGO

DIGEPRES
Dirección General de Presupuesto

OFICINA NACIONAL DE PRESUPUESTO

CLASIFICACION ECONOMICA DE INGRESOS

TODAS LAS INSTITUCIONES

2007

(Expresado en RD$)

5128 UNIVERSIDAD AUTÓNOMA DE SANTO DOMINGO

CUENTA	DENOMINACION	MONTO
313	**DONACIONES CORRIENTES DEL SECTOR PRIVADO EXTERNO**	**12,699,940.00**
313–001	DEL SECTOR PRIVADO EXTERNO	12,699,940.00
412	**TRANSFERENCIAS CORRIENTES DE LA ADMINISTRACION CENTRAL**	**2,565,785,726.00**
412–001	DE LA ADMINISTRACIÓN CENTRAL	2,565,785,726.00
422	**TRANSFERENCIAS DE CAPITAL DE LA ADMINISTRACIÓN CENTRAL**	**392,684,046.00**
422–001	DE LA ADMINISTRACIÓN CENTRAL	392,684,046.00
511	**VENTAS DE MERCANCIAS DEL GOBIERNO GENERAL**	**41,767,782.00**
511–001	VENTAS DE MERCANCIAS DEL ESTADO	41,767,782.00
521	**VENTAS DE SERVICIOS DEL GOBIERNO GENERAL**	**252,157,171.00**
521–001	VENTA DE SERVICIOS DEL ESTADO	252,157,171.00
534	**ALQUILERES**	**4,899,987.00**
534–001	ALQUILERES O ARRENDAMIENTOS DE BIENES INMUEBLES	4,899,987.00
599	**OTROS INGRESOS NO IDENTIFICADOS**	**30,153,417.00**
599–001	OTROS INGRESOS NO ESPECIFICADOS	30,153,417.00
712	**RECUPERACIÓN DE PRÉSTAMOS DE CORTO PLAZO DEL SECTOR PÚBLICO**	**6,269,432.00**
712–001	RECUPERACIÓN DE PRÉSTAMOS DE CORTO PLAZO DEL SECTOR PÚBLICO	6,269,432.00
741	**DISMINUCIÓN DE CAJA Y BANCOS**	**226,425,672.00**
741–001	DISMINUCIÓN DE CAJA Y BANCOS	226,425,672.00
811	**OBTENCIÓN DE PRÉSTAMOS DE CORTO PLAZO DEL SECTOR PRIVADO**	**201,955,556.00**
811–001	OBTENCIÓN DE PRÉSTAMOS DE CORTO PLAZO DEL SECTOR PRIVADO	201,955,556.00
	TOTAL GENERAL	**3,734,798,729**

OFICINA NACIONAL DE PRESUPUESTO

CLASIFICACION ECONOMICA DEL GASTO

INSTITUCIONES PUBLICAS DESCENTRALIZADAS O AUTONOMAS

Desde 01/01/2007 Hasta 31/12/2007

(Expresado en RD$)

DEVENGADO

5128 UNIVERSIDAD AUTÓNOMA DE SANTO DOMINGO

CUENTA	DENOMINACION	MONTO
2 1	**GASTOS CORRIENTES**	**3,100,223,846**
2 1 2	**GASTOS DE CONSUMO**	**3,046,065,408**
2 1 2 1	REMUNERACIONES A EMPLEADOS	2,813,541,669
2 1 2 2	BIENES Y SERVICIOS	232,523,739
2 1 3	**INTERESES**	**4,907,315**
2 1 3 1	INTERESES DEUDA INTERNA	4,907,315
2 1 5	**TRANSFERENCIAS CORRIENTES**	**49,251,123**
2 1 5 1	AL SECTOR PRIVADO	48,948,517
2 1 5 4	DONACIONES AL EXTERIOR	302,606
2 2	**GASTOS DE CAPITAL**	**411,599,154**
2 2 1	**INVERSIÓN REAL DIRECTA**	**411,599,154**
2 2 1 1	MAQUINARIAS Y EQUIPOS	19,446,257
2 2 1 2	CONSTRUCCIONES	391,916,487
2 2 1 7	OTROS ACTIVOS NO FINANCIEROS	236,410
I	**TOTAL GASTOS**	**3,511,823,000**
2 3	**APLICACIONES FINANCIERAS**	**222,975,729**
2 3 1	**ACTIVOS FINANCIEROS**	**136,658,402**
2 3 1 1	CONCESIÓN DE PRÉSTAMOS	136,658,402
2 3 2	**PASIVOS FINANCIEROS**	**46,050,590**
2 3 2 1	AMORTIZACIÓN DEUDA INTERNA	46,050,590
2 3 3	**OTRAS APLICACIONES FINANCIERAS**	**40,266,737**
2 3 3 1	INCREMENTO DE CAJA Y BANCOS	39,767,094
2 3 3 3	DISMINUCIÓN DE CUENTAS POR PAGAR	499,643
II	**TOTAL APLICACIONES FINANCIERAS**	**222,975,729**
III = I + II	**TOTAL GENERAL**	**3,734,798,729**

OFICINA NACIONAL DE PRESUPUESTO

CLASIFICACION POR OBJETO DEL GASTO Y FUENTES DE FINANCIAMIENTO

SECTOR DESCENTRALIZADO

ENERO - DICIEMBRE 2007

EXPRESADO EN RD$

5128 UNIVERSIDAD AUTÓNOMA DE SANTO DOMINGO

OBJETO DEL GASTO	FUENTES INTERNAS			FUENTES EXTERNAS			TOTAL GENERAL
	FONDOS PROPIOS	TRANSFERENCIAS	TOTAL FUENTES	CREDITO EXTERNO	DONACIONES EXTERNAS	TOTAL FUENTES	
1 SERVICIOS PERSONALES	412,397,677	2,393,157,018	2,805,554,695		7,986,974	7,986,974	2,813,541,669
2 SERVICIOS NO PERSONALES	29,412,573	105,306,411	134,718,984		1,732,908	1,732,908	136,451,892
3 MATERIALES Y SUMINISTROS	49,237,426	46,392,643	95,630,069		441,778	441,778	96,071,847
4 TRANSFERENCIAS CORRIENTES	32,795,350	16,401,248	49,196,598		54,525	54,525	49,251,123
6 ACTIVOS NO FINANCIEROS	22,482,408	388,896,245	411,378,653		220,501	220,501	411,599,154
7 ACTIVOS FINANCIEROS	166,980,046	7,891,518	174,871,564		1,553,932	1,553,932	176,425,496
8 PASIVOS FINANCIEROS	45,840,911		45,840,911		709,322	709,322	46,550,233
9 GASTOS FINANCIEROS	4,482,626	424,689	4,907,315				4,907,315
TOTALES	**763,629,017**	**2,958,469,772**	**3,722,098,789**		**12,699,940**	**12,699,940**	**3,734,798,729**

OFICINA NACIONAL DE PRESUPUESTO

CLASIFICACION POR OBJETO Y CUENTA DEL GASTO

SECTOR DESCENTRALIZADO

ENERO - DICIEMBRE 2007

(valores en RD$)

5128 UNIVERSIDAD AUTÓNOMA DE SANTO DOMINGO

CODIGO	DESCRIPCION	COMPROMISO	DEVENGADO	PAGADO
1	**SERVICIOS PERSONALES**		**2,813,541,669**	**2,813,541,669**
1 1	SUELDOS PARA CARGOS FIJOS		1,923,478,886	1,923,478,886
1 2	SUELDOS PERSONAL TEMPORERO		31,697,605	31,697,605
1 3	SOBRESUELDOS		160,586,634	160,586,634
1 4	JORNALES		43,126,262	43,126,262
1 5	HONORARIOS		41,709,595	41,709,595
1 6	DIETAS Y GASTOS DE REPRESENTACIÓN		13,694,910	13,694,910
1 8	GRATIFICACIONES Y BONIFICACIONES		189,089,821	189,089,821
1 9	CONTRIBUCIONES A LA SEGURIDAD SOCIAL		410,157,956	410,157,956
2	**SERVICIOS NO PERSONALES**		**136,451,892**	**136,451,892**
2 1	SERVICIOS DE COMUNICACIONES		18,326,759	18,326,759
2 2	SERVICIOS BÁSICOS		2,540,414	2,540,414
2 3	PUBLICIDAD, IMPRESIÓN Y ENCUADERNACIÓN		7,973,964	7,973,964
2 4	VIÁTICOS		62,645,672	62,645,672
2 5	TRANSPORTE Y ALMACENAJE		13,898,405	13,898,405
2 6	ALQUILERES		7,800,244	7,800,244
2 7	SEGUROS		5,480,027	5,480,027
2 8	CONSERV., REPS. MENORES Y CONSTS. TEMP.		6,002,718	6,002,718
2 9	OTROS SERVICIOS NO PERSONALES		11,783,689	11,783,689
3	**MATERIALES Y SUMINISTROS**		**96,071,847**	**96,071,847**
3 1	ALIMENTOS Y PRODUCTOS AGROFORESTALES		31,544,864	31,544,864
3 2	TEXTILES Y VESTUARIO		2,238,177	2,238,177
3 3	PRODUCTOS DE PAPEL, CARTÓN E IMPRESOS		12,005,159	12,005,159
3 4	COMBUSTIBLES, LUBRICANTES, PROD. QUÍMICOS Y C.		29,979,130	29,979,130
3 5	PRODUCTOS DE CUERO, CAUCHO Y PLASTICO		2,219,317	2,219,317
3 6	PRODUCTOS DE MINERALES METALICOS Y NO METALICOS		8,325,623	8,325,623
3 9	PRODUCTOS Y ÚTILES VARIOS		9,759,577	9,759,577
4	**TRANSFERENCIAS CORRIENTES**		**49,251,123**	**49,251,123**
4 2	TRANSFERENCIAS CORRIENTES AL SECTOR PRIVADO		48,948,517	48,948,517
4 4	TRANSFERENCIAS CORRIENTES AL SECTOR EXTERNO		302,606	302,606
6	**ACTIVOS NO FINANCIEROS**		**411,599,154**	**411,599,154**
6 1	MAQUINARIA Y EQUIPO		19,446,257	19,446,257
6 3	CONSTRUCCIONES Y MEJORAS		391,916,487	391,916,487
6 9	OTROS ACTIVOS		236,410	236,410
7	**ACTIVOS FINANCIEROS**		**176,425,496**	**176,425,496**
7 1	CONCESIÓN DE PRESTAMOS INTERNOS		136,658,402	136,658,402

OFICINA NACIONAL DE PRESUPUESTO

CLASIFICACION POR OBJETO Y CUENTA DEL GASTO

SECTOR DESCENTRALIZADO

ENERO - DICIEMBRE 2007

(valores en RD$)

5128 UNIVERSIDAD AUTÓNOMA DE SANTO DOMINGO

CODIGO	DESCRIPCION	COMPROMISO	DEVENGADO	PAGADO
7	**ACTIVOS FINANCIEROS**		**176,425,496**	**176,425,496**
7 4	INCREMENTO DE OTROS ACTIVOS FINANCIEROS		39,767,094	39,767,094
8	**PASIVOS FINANCIEROS**		**46,550,233**	**46,550,233**
8 1	AMORTIZACIÓN DE PRÉSTAMOS INTERNOS		46,050,590	46,050,590
8 7	DISMINUCIÓN DE PASIVOS CON PROVEEDORES		499,643	499,643
9	**GASTOS FINANCIEROS**		**4,907,315**	**4,907,315**
9 1	INTERESES DEUDA INTERNA		4,907,315	4,907,315
	TOTALES		**3,734,798,729**	**3,734,798,729**

OFICINA NACIONAL DE PRESUPUESTO

Distribución Programatica del Presupuesto

Año 2007

UNIVERSIDAD AUTÓNOMA DE SANTO DOMINGO

DEVENGADO

PRG	SUB PRG	PROY	ACTIVIDADES OBRAS	DENOMINACION	MONTO
01		00		**ACTIVIDAD CENTRAL**	1,200,423,358
	00			**N/A**	1,200,423,358
			01	ADMINISTRACION SUPERIOR	254,428,168
			02	PLANIFICACION DESARROLLO UNIVERSITARIO	22,182,325
			03	ADMINISTRACION DE PERSONAL	10,669,513
			04	ADMINISTRACION FINANCIERA	25,573,650
			05	ABASTECIMIENTOS	15,476,343
			06	MANTENCION EQUIPOS Y PLANTA FISICA	57,088,041
			07	ADIESTRAMIENTO Y CAP. PERSONAL NO ACAD.	836,378
			08	CONTROL INTERNO	20,433,304
			09	ASESORIA JURIDICA	7,014,372
			10	INFORMATICA	1,255,097
			11	RELACIONES UNIVERSITARIAS	25,442,791
			12	BIENESTAR DEL PERSONAL	756,290,933
			13	PARTES, INNFORMACION Y ARCHIVO	3,732,443
11		00		**DOCENCIA**	1,626,248,229
	00			**N/A**	1,626,248,229
			01	ADMINISTRACION DE LA DOCENCIA	360,815,985
			02	FORMACION EN ARTES	43,844,735
			03	FORMACION EN COMUNICACION SOCIAL	17,164,884
			04	FORMACION EN FILOSOFIA	31,824,792
			05	FORMACION EN HISTORIA Y ANTROPOLOGIA	34,393,007
			06	FORMACION EN IDIOMAS	35,776,935
			07	FORMACION EN LETRAS	72,045,526
			08	FORMACION EN PEDAGOGIA	110,009,275
			09	FORMACION EN BIOLOGIA	28,435,328
			10	FORMACION EN FISICA	48,183,618
			11	FORMACION EN QUIMICA	40,308,955
			12	FORMACION EN MICROBIOLOGIA Y PARASITOLOGIA	15,771,003
			13	FORMACION EN CIENCIAS GEOGRAFICAS	10,219,235
			14	FORMACION EN MATEMATICAS	77,982,059
			15	FORMACION EN ADMINISTRACION	37,563,116
			16	FORMACION EN CONTABILIDAD	50,426,099
			17	FORMACION EN ESTADISTICAS	15,617,562
			18	FORMACION EN SOCIOLOGIA	31,220,351
			19	FORMACION EN CIENCIAS JURIDICAS	59,955,217
			20	FORMACION EN CIENCIAS POLITICAS	11,385,708
			21	FORMACION EN CS Y TECNOLOGIA DE LA ARQ.	26,158,525
			22	FORMACION EN CS Y TECNOLOGIA ELECTROMEC.	13,332,727
			23	FORMACION EN CS Y TECNOLOGIA DE ING. CIVIL	13,368,351
			24	FORMACION EN CS Y TECNOLOGIA DE ING. QUIMICA	3,626,838
			25	FORMACION EN AGRIMENSURA	10,414,710
			26	FORMACION EN FARMACOLOGIA	6,962,807
			27	FORMACION EN ODONTOLOGIA	35,476,221
			28	FORMACION EN BIONALISIS	28,366,353
			29	FORMACION EN MEDICINA	48,476,798
			30	FORMACION EN SALUD PUBLICA	26,508,684
			31	FORMACION EN CIENCIAS MORFOLOGICAS	32,439,775

OFICINA NACIONAL DE PRESUPUESTO

Distribución Programatica del Presupuesto

Año 2007

UNIVERSIDAD AUTÓNOMA DE SANTO DOMINGO

DEVENGADO

PRG	SUB PRG	PROY	ACTIVIDADES OBRAS	DENOMINACION	MONTO
11		00		**DOCENCIA**	1,626,248,229
	00			**N/A**	1,626,248,229
			32	FORMACION EN ENFERMERIA	30,359,715
			33	FORMACION EN CIENCIAS FISIOLOGICAS	29,392,391
			34	FORMACION EN AGRONOMIA	17,406,399
			35	FORMACION EN VETERINARIA	3,683,463
			36	FORMACION EN ZOOTECNIA	4,577,355
			37	FORMACION EN PSICIOLOGIA	34,050,051
			38	FORMACION EN ECONOMIA	26,945,438
			39	FORMACION EN MERCADOTECNIA	8,424,383
			40	FORMACION EN FISICA	28,623,503
			41	FORMACION EN TURISMO	4,392,031
			42	FORMACION EN ING. INDUSTRIAL	25,808,827
			43	FORMACION TECNICA SUPERIOR	34,509,494
12		00		**INVESTIGACION**	28,273,225
	00			**N/A**	28,273,225
			01	ADMINISTRACION DE LA INVESTIGACION	28,273,225
13		00		**EXTENCION**	8,270,981
	00			**N/A**	8,270,981
			01	ADMINISTRACION DE LA EXTENCION	2,264,816
			02	PUBLICACIONES	1,023,333
			03	EXTENCION DOCENTE	639,012
			04	EXTENCION ARTISTICA	4,343,820
14		00		**BIENESTAR ESTUNDIANTIL**	173,579,454
	00			**N/A**	173,579,454
			01	ADMINISTRACION DE BIENESTAR ESTUDIANTIL	4,391,452
			02	CREDITOS, BECAS Y EXONERACIONES	38,709,800
			03	COMEDORES UNIVERSITARIOS	55,152,422
			04	ECONOMATOS UNIVERSITARIOS	13,389,068
			05	ATENCION SALUD ESTUDIANTIL	6,838,426
			06	RECREACION Y DEPORTES	5,199,487
			07	TRANSPORTE ESTUDIANTIL	49,898,799
15		00		**PERFECIONAMIENTO ACADEMICO**	2,573,020
	00			**N/A**	2,573,020
			01	PERFECIONAMIENTO ACADEMICO	2,573,020
16		00		**SERVICIOS BIBLIOGRAFICOS**	41,088,164
	00			**N/A**	41,088,164
			01	BIBLIOTECA Y OTROS SERV. DE APOYO ACADEMINCO	41,088,164
17		00		**INFRAESTRUCTURAS**	23,031,751
	00			**N/A**	23,031,751
			01	INSPECCION, COORDINACION Y SUPERVISION DE OBRAS	23,031,751
18		00		**ADMINISTRACION Y PRODUCCION DE ALIMENTOS**	396,319,778
	00			**N/A**	396,319,778
			01	PRODUCCION DERIVADOS DE LA LECHE	396,319,778
99		00		**ADMINISTRACION Y TRANSFERENCIA, ACTIVOS Y PASIVOS FINANC**	234,990,769
	00			**N/A**	234,990,769
			00	TRANSFERENCIAS	234,990,769

INSTITUTO DOMINICANO DE INVESTIGACIONES AGROPECUARIAS Y FORESTALES

DIGEPRES
Dirección General de Presupuesto

OFICINA NACIONAL DE PRESUPUESTO

CLASIFICACION ECONOMICA DE INGRESOS

TODAS LAS INSTITUCIONES

2007

(Expresado en RD$)

5132 INSTITUTO DOM. DE INVESTIGACIONES AGROPECUARIAS Y F.

CUENTA	DENOMINACION	MONTO
322	**DONACIONES DE CAPITAL DE ORGANISMOS INTERNACIONALES**	**1,388,477.00**
322–001	DONACIONES DE CAPITAL EN ESPECIE Y SERVICIOS	1,388,477.00
412	**TRANSFERENCIAS CORRIENTES DE LA ADMINISTRACION CENTRAL**	**156,017,101.00**
412–001	DE LA ADMINISTRACIÓN CENTRAL	156,017,101.00
413	**TRANSFERENCIAS CORRIENTES DE INSTITUCIONES PÚBLICAS DESCENTRALIZADAS**	**1,727,130.00**
413–001	DE INSTITUCIONES PÚBLICAS DESCENTRALIZADAS O AUTÓNOMAS	1,727,130.00
422	**TRANSFERENCIAS DE CAPITAL DE LA ADMINISTRACIÓN CENTRAL**	**28,548,231.00**
422–001	DE LA ADMINISTRACIÓN CENTRAL	28,548,231.00
426	**DE EMPRESAS PÚBLICAS NO FINANCIERAS**	**9,540,435.00**
426–001	DE EMPRESAS PÚBLICAS NO FINANCIERAS	9,540,435.00
511	**VENTAS DE MERCANCIAS DEL GOBIERNO GENERAL**	**20,310,002.00**
511–001	VENTAS DE MERCANCIAS DEL ESTADO	20,310,002.00
521	**VENTAS DE SERVICIOS DEL GOBIERNO GENERAL**	**1,586,996.00**
521–001	VENTA DE SERVICIOS DEL ESTADO	1,586,996.00
599	**OTROS INGRESOS NO IDENTIFICADOS**	**278,043.00**
599–001	OTROS INGRESOS NO ESPECIFICADOS	278,043.00
711	**RECUPERACIÓN DE PRÉSTAMOS DE CORTO PLAZO DEL SECTOR PRIVADO**	**7,763,355.00**
711–001	RECUPERACIÓN DE PRÉSTAMOS DE CORTO PLAZO DEL SECTOR PRIVADO	7,763,355.00
741	**DISMINUCIÓN DE CAJA Y BANCOS**	**11,665,029.00**
741–001	DISMINUCIÓN DE CAJA Y BANCOS	11,665,029.00
841	**INCREMENTO DE CUENTAS POR PAGAR INTERNAS, DE CORTO PLAZO**	**8,380,822.00**
841–001	INCREMENTO DE CUENTAS POR PAGAR INTERNAS, DE CORTO PLAZO	8,380,822.00
	TOTAL GENERAL	**247,205,621**

OFICINA NACIONAL DE PRESUPUESTO

CLASIFICACION ECONOMICA DEL GASTO

INSTITUCIONES PUBLICAS DESCENTRALIZADAS O AUTONOMAS

Desde 01/01/2007 Hasta 31/12/2007

(Expresado en RD$)

DEVENGADO

5132 INSTITUTO DOM. DE INVESTIGACIONES AGROPECUARIAS Y F.

CUENTA	DENOMINACION	MONTO
2 1	**GASTOS CORRIENTES**	**217,424,213**
2 1 2	**GASTOS DE CONSUMO**	**213,949,423**
2 1 2 1	REMUNERACIONES A EMPLEADOS	151,439,657
2 1 2 2	BIENES Y SERVICIOS	62,509,766
2 1 4	**PRESTACIONES SOCIALES**	**10,000**
2 1 4 1	PRESTACIONES DE LA SEGURIDAD SOCIAL	10,000
2 1 5	**TRANSFERENCIAS CORRIENTES**	**3,464,790**
2 1 5 1	AL SECTOR PRIVADO	1,742,591
2 1 5 2	AL SECTOR PÚBLICO	1,722,199
2 2	**GASTOS DE CAPITAL**	**12,176,186**
2 2 1	**INVERSIÓN REAL DIRECTA**	**12,176,186**
2 2 1 1	MAQUINARIAS Y EQUIPOS	5,336,045
2 2 1 2	CONSTRUCCIONES	6,594,012
2 2 1 7	OTROS ACTIVOS NO FINANCIEROS	246,129
I	**TOTAL GASTOS**	**229,600,399**
2 3	**APLICACIONES FINANCIERAS**	**17,605,222**
2 3 1	**ACTIVOS FINANCIEROS**	**9,700,259**
2 3 1 1	CONCESIÓN DE PRÉSTAMOS	9,700,259
2 3 3	**OTRAS APLICACIONES FINANCIERAS**	**7,904,963**
2 3 3 1	INCREMENTO DE CAJA Y BANCOS	6,959,927
2 3 3 3	DISMINUCIÓN DE CUENTAS POR PAGAR	945,036
II	**TOTAL APLICACIONES FINANCIERAS**	**17,605,222**
III = I + II	TOTAL GENERAL	**247,205,621**

OFICINA NACIONAL DE PRESUPUESTO

CLASIFICACION POR OBJETO DEL GASTO Y FUENTES DE FINANCIAMIENTO

SECTOR DESCENTRALIZADO

ENERO - DICIEMBRE 2007

EXPRESADO EN RD$

5132 INSTITUTO DOM. DE INVESTIGACIONES AGROPECUARIAS Y F.

OBJETO DEL GASTO	FUENTES INTERNAS			FUENTES EXTERNAS			TOTAL GENERAL
	FONDOS PROPIOS	TRANSFERENCIAS	TOTAL FUENTES	CREDITO EXTERNO	DONACIONES EXTERNAS	TOTAL FUENTES	
1 SERVICIOS PERSONALES	26,459,812	123,784,143	150,243,955		1,195,702	1,195,702	151,439,657
2 SERVICIOS NO PERSONALES	2,681,190	29,784,835	32,466,025		132,911	132,911	32,598,936
3 MATERIALES Y SUMINISTROS	7,877,648	22,021,088	29,898,736		12,094	12,094	29,910,830
4 TRANSFERENCIAS CORRIENTES	2,602,610	872,180	3,474,790				3,474,790
6 ACTIVOS NO FINANCIEROS	4,053,127	8,075,289	12,128,416		47,770	47,770	12,176,186
7 ACTIVOS FINANCIEROS	6,309,860	10,350,326	16,660,186				16,660,186
8 PASIVOS FINANCIEROS		945,036	945,036				945,036
TOTALES	**49,984,247**	**195,832,897**	**245,817,144**		**1,388,477**	**1,388,477**	**247,205,621**

OFICINA NACIONAL DE PRESUPUESTO

CLASIFICACION POR OBJETO Y CUENTA DEL GASTO

SECTOR DESCENTRALIZADO

ENERO - DICIEMBRE 2007

(valores en RD$)

5132 INSTITUTO DOM. DE INVESTIGACIONES AGROPECUARIAS Y F.

CODIGO	DESCRIPCION	COMPROMISO	DEVENGADO	PAGADO
1	**SERVICIOS PERSONALES**		**151,439,657**	**125,300,600**
1 1	SUELDOS PARA CARGOS FIJOS		103,849,959	90,252,814
1 2	SUELDOS PERSONAL TEMPORERO		8,215,261	7,273,685
1 3	SOBRESUELDOS		4,114,889	3,871,159
1 4	JORNALES		8,751,729	8,560,673
1 5	HONORARIOS		4,910,977	4,477,316
1 6	DIETAS Y GASTOS DE REPRESENTACIÓN		296,201	295,121
1 8	GRATIFICACIONES Y BONIFICACIONES		10,374,053	10,196,485
1 9	CONTRIBUCIONES A LA SEGURIDAD SOCIAL		10,926,588	373,347
2	**SERVICIOS NO PERSONALES**		**32,598,936**	**29,798,529**
2 1	SERVICIOS DE COMUNICACIONES		3,955,416	3,613,716
2 2	SERVICIOS BÁSICOS		2,715,994	2,032,883
2 3	PUBLICIDAD, IMPRESIÓN Y ENCUADERNACIÓN		1,623,174	1,434,443
2 4	VIÁTICOS		2,710,089	2,698,164
2 5	TRANSPORTE Y ALMACENAJE		796,993	768,388
2 6	ALQUILERES		6,958,980	6,938,940
2 7	SEGUROS		6,849,552	6,052,422
2 8	CONSERV., REPS. MENORES Y CONSTS. TEMP.		3,369,914	2,944,536
2 9	OTROS SERVICIOS NO PERSONALES		3,618,824	3,315,037
3	**MATERIALES Y SUMINISTROS**		**29,910,830**	**21,593,995**
3 1	ALIMENTOS Y PRODUCTOS AGROFORESTALES		5,484,109	3,495,397
3 2	TEXTILES Y VESTUARIO		248,937	240,398
3 3	PRODUCTOS DE PAPEL, CARTÓN E IMPRESOS		649,871	600,498
3 4	COMBUSTIBLES, LUBRICANTES, PROD. QUÍMICOS Y C.		20,979,209	14,974,905
3 9	PRODUCTOS Y ÚTILES VARIOS		2,548,704	2,282,797
4	**TRANSFERENCIAS CORRIENTES**		**3,474,790**	**3,457,279**
4 1	PRESTACIONES DE LA SEGURIDAD SOCIAL		10,000	10,000
4 2	TRANSFERENCIAS CORRIENTES AL SECTOR PRIVADO		1,742,591	1,725,080
4 3	TRANSFERENCIAS CORRIENTES AL SECTOR PÚBLICO		1,722,199	1,722,199
6	**ACTIVOS NO FINANCIEROS**		**12,176,186**	**10,799,644**
6 1	MAQUINARIA Y EQUIPO		5,336,045	5,028,856
6 3	CONSTRUCCIONES Y MEJORAS		6,594,012	5,535,807
6 9	OTROS ACTIVOS		246,129	234,981
7	**ACTIVOS FINANCIEROS**		**16,660,186**	**7,763,355**
7 1	CONCESIÓN DE PRESTAMOS INTERNOS		9,700,259	7,763,355
7 4	INCREMENTO DE OTROS ACTIVOS FINANCIEROS		6,959,927	

OFICINA NACIONAL DE PRESUPUESTO

CLASIFICACION POR OBJETO Y CUENTA DEL GASTO

SECTOR DESCENTRALIZADO

ENERO - DICIEMBRE 2007

(valores en RD$)

5132 INSTITUTO DOM. DE INVESTIGACIONES AGROPECUARIAS Y F.

CODIGO	DESCRIPCION	COMPROMISO	DEVENGADO	PAGADO
8	**PASIVOS FINANCIEROS**		**945,036**	**33,874,572**
8 7	DISMINUCIÓN DE PASIVOS CON PROVEEDORES		945,036	33,874,572
	TOTALES		**247,205,621**	**232,587,974**

OFICINA NACIONAL DE PRESUPUESTO

Distribución Programatica del Presupuesto

Año 2007

NSTITUTO DOM. DE INVESTIGACIONES AGROPECUARIAS Y

DEVENGADO

PRG	SUB PRG	PROY	ACTIVIDADES OBRAS	DENOMINACION	MONTO
01		00		**ACTIVIDADES CENTRALES**	35,346,727
	00			**N/A**	35,346,727
			01	DIRECCION EJECUTIVA Y COORDINACION INSTITUCIONAL	35,346,727
02		00		**REHABILITACION Y EQUIPAMIENTO DE CENTROS PROGRAMAS Y LA**	12,176,186
	00			**N/A**	12,176,186
			51	CONSTRUCCION DE OBRAS Y MEJORAS	12,176,186
11		00		**INVESTIGACIONES AGROPECUARIAS Y FORESTALES**	179,087,244
	00			**N/A**	179,087,244
			01	ADMINISTRACION DE LA INVESTIGACION	73,098,339
			02	EJECUCION DE INVESTIGACION	105,988,905
99		00		**ADMINISTRACION DE TRANSFERENCIAS, ACTIVOS Y PASIVOS**	20,595,464
	00			**N/A**	20,595,464
			00	N/A	20,595,464
				TOTAL	247,205,621

MUSEO DE HISTORIA NATURAL

DIGEPRES
Dirección General de Presupuesto

OFICINA NACIONAL DE PRESUPUESTO

CLASIFICACION ECONOMICA DE INGRESOS

TODAS LAS INSTITUCIONES

2007

(Expresado en RD$)

5133 MUSEO DE HISTORIA NATURAL

CUENTA	DENOMINACION	MONTO
412	**TRANSFERENCIAS CORRIENTES DE LA ADMINISTRACION CENTRAL**	**11,139,102.00**
412–001	DE LA ADMINISTRACIÓN CENTRAL	11,139,102.00
534	**ALQUILERES**	**263,012.00**
534–001	ALQUILERES O ARRENDAMIENTOS DE BIENES INMUEBLES	263,012.00
599	**OTROS INGRESOS NO IDENTIFICADOS**	**3,256,030.00**
599–001	OTROS INGRESOS NO ESPECIFICADOS	3,256,030.00
741	**DISMINUCIÓN DE CAJA Y BANCOS**	**695,800.00**
741–001	DISMINUCIÓN DE CAJA Y BANCOS	695,800.00
	TOTAL GENERAL	**15,353,944**

OFICINA NACIONAL DE PRESUPUESTO

CLASIFICACION ECONOMICA DEL GASTO

INSTITUCIONES PUBLICAS DESCENTRALIZADAS O AUTONOMAS

Desde 01/01/2007 Hasta 31/12/2007

(Expresado en RD$)

DEVENGADO

5133 MUSEO DE HISTORIA NATURAL

CUENTA	DENOMINACION	MONTO
2 1	GASTOS CORRIENTES	13,392,610
2 1 2	GASTOS DE CONSUMO	13,363,010
2 1 2 1	REMUNERACIONES A EMPLEADOS	9,287,342
2 1 2 2	BIENES Y SERVICIOS	4,075,668
2 1 5	TRANSFERENCIAS CORRIENTES	29,600
2 1 5 1	AL SECTOR PRIVADO	29,600
2 2	GASTOS DE CAPITAL	233,796
2 2 1	INVERSIÓN REAL DIRECTA	233,796
2 2 1 1	MAQUINARIAS Y EQUIPOS	219,126
2 2 1 2	CONSTRUCCIONES	14,670
I	TOTAL GASTOS	13,626,406
2 3	APLICACIONES FINANCIERAS	1,727,538
2 3 3	OTRAS APLICACIONES FINANCIERAS	1,727,538
2 3 3 1	INCREMENTO DE CAJA Y BANCOS	1,727,538
II	TOTAL APLICACIONES FINANCIERAS	1,727,538
III = I + II	TOTAL GENERAL	15,353,944

OFICINA NACIONAL DE PRESUPUESTO

CLASIFICACION POR OBJETO DEL GASTO Y FUENTES DE FINANCIAMIENTO

SECTOR DESCENTRALIZADO

ENERO - DICIEMBRE 2007

EXPRESADO EN RD$

5133 MUSEO DE HISTORIA NATURAL

OBJETO DEL GASTO	FUENTES INTERNAS			FUENTES EXTERNAS			TOTAL GENERAL
	FONDOS PROPIOS	TRANSFERENCIAS	TOTAL FUENTES	CREDITO EXTERNO	DONACIONES EXTERNAS	TOTAL FUENTES	
1 SERVICIOS PERSONALES	1,943,044	7,344,298	9,287,342				9,287,342
2 SERVICIOS NO PERSONALES	561,827	2,263,802	2,825,629				2,825,629
3 MATERIALES Y SUMINISTROS		1,250,039	1,250,039				1,250,039
4 TRANSFERENCIAS CORRIENTES		29,600	29,600				29,600
6 ACTIVOS NO FINANCIEROS		233,796	233,796				233,796
7 ACTIVOS FINANCIEROS	1,709,971	17,567	1,727,538				1,727,538
TOTALES	**4,214,842**	**11,139,102**	**15,353,944**				**15,353,944**

OFICINA NACIONAL DE PRESUPUESTO

CLASIFICACION POR OBJETO Y CUENTA DEL GASTO

SECTOR DESCENTRALIZADO

ENERO - DICIEMBRE 2007

(valores en RD$)

5133 MUSEO DE HISTORIA NATURAL

CODIGO	DESCRIPCION	COMPROMISO	DEVENGADO	PAGADO
1	**SERVICIOS PERSONALES**		**9,287,342**	**9,287,342**
1 1	SUELDOS PARA CARGOS FIJOS		7,234,915	7,234,915
1 2	SUELDOS PERSONAL TEMPORERO		764,735	764,735
1 3	SOBRESUELDOS		122,800	122,800
1 4	JORNALES		41,700	41,700
1 5	HONORARIOS		260,829	260,829
1 6	DIETAS Y GASTOS DE REPRESENTACIÓN		116,995	116,995
1 8	GRATIFICACIONES Y BONIFICACIONES		222,093	222,093
1 9	CONTRIBUCIONES A LA SEGURIDAD SOCIAL		523,275	523,275
2	**SERVICIOS NO PERSONALES**		**2,825,629**	**2,825,629**
2 1	SERVICIOS DE COMUNICACIONES		635,801	635,801
2 2	SERVICIOS BÁSICOS		1,232,964	1,232,964
2 3	PUBLICIDAD, IMPRESIÓN Y ENCUADERNACIÓN		172,383	172,383
2 4	VIÁTICOS		44,272	44,272
2 5	TRANSPORTE Y ALMACENAJE		29,700	29,700
2 7	SEGUROS		473,312	473,312
2 8	CONSERV., REPS. MENORES Y CONSTS. TEMP.		153,743	153,743
2 9	OTROS SERVICIOS NO PERSONALES		83,454	83,454
3	**MATERIALES Y SUMINISTROS**		**1,250,039**	**1,250,039**
3 1	ALIMENTOS Y PRODUCTOS AGROFORESTALES		171,598	171,598
3 2	TEXTILES Y VESTUARIO		42,651	42,651
3 3	PRODUCTOS DE PAPEL, CARTÓN E IMPRESOS		31,503	31,503
3 4	COMBUSTIBLES, LUBRICANTES, PROD. QUÍMICOS Y C.		425,989	425,989
3 5	PRODUCTOS DE CUERO, CAUCHO Y PLASTICO		21,438	21,438
3 6	PRODUCTOS DE MINERALES METALICOS Y NO METALICOS		192,729	192,729
3 9	PRODUCTOS Y ÚTILES VARIOS		364,131	364,131
4	**TRANSFERENCIAS CORRIENTES**		**29,600**	**29,600**
4 2	TRANSFERENCIAS CORRIENTES AL SECTOR PRIVADO		29,600	29,600
6	**ACTIVOS NO FINANCIEROS**		**233,796**	**233,796**
6 1	MAQUINARIA Y EQUIPO		219,126	219,126
6 3	CONSTRUCCIONES Y MEJORAS		14,670	14,670
7	**ACTIVOS FINANCIEROS**		**1,727,538**	
7 4	INCREMENTO DE OTROS ACTIVOS FINANCIEROS		1,727,538	
	TOTALES		**15,353,944**	**13,626,406**

OFICINA NACIONAL DE PRESUPUESTO

Distribución Programatica del Presupuesto

Año 2007

MUSEO DE HISTORIA NATURAL

DEVENGADO

PRG	SUB PRG	PROY	ACTIVIDADES OBRAS	DENOMINACION	MONTO
01		00		**ACTIVIDAD CENTRAL**	12,550,964
	00			**N/A**	12,550,964
			01	GESTION ADMINISTRATIVA	12,550,964
11		00		**INVESTIGACION CIENTIFICA Y MUSEOGRAFIA**	1,045,842
	00			**N/A**	1,045,842
			01	ACTIVIDADES EDUCATIVAS PARA LA COMUNIDAD	1,045,842
99		00		**ADMINISTRACION DE TRANSFERENCIAS, ACTIVOS Y PASIVOS FINA**	1,757,138
	00			**N/A**	1,757,138
			00	ACTIVOS Y PASIVOS FINANCIEROS	1,757,138
				TOTAL	15,353,944

ACUARIO NACIONAL

DIGEPRES
Dirección General de Presupuesto

OFICINA NACIONAL DE PRESUPUESTO

CLASIFICACION ECONOMICA DE INGRESOS

TODAS LAS INSTITUCIONES

2007

(Expresado en RD$)

5134 ACUARIO NACIONAL

CUENTA	DENOMINACION	MONTO
412	**TRANSFERENCIAS CORRIENTES DE LA ADMINISTRACION CENTRAL**	**13,545,515.00**
412–001	DE LA ADMINISTRACIÓN CENTRAL	13,545,515.00
422	**TRANSFERENCIAS DE CAPITAL DE LA ADMINISTRACIÓN CENTRAL**	**10,000,000.00**
422–001	DE LA ADMINISTRACIÓN CENTRAL	10,000,000.00
511	**VENTAS DE MERCANCIAS DEL GOBIERNO GENERAL**	**345,940.00**
511–001	VENTAS DE MERCANCIAS DEL ESTADO	345,940.00
521	**VENTAS DE SERVICIOS DEL GOBIERNO GENERAL**	**5,251,105.00**
521–001	VENTA DE SERVICIOS DEL ESTADO	5,251,105.00
532	**INTERESES**	**277,621.00**
532–001	INTERESES PERCIBIDOS	277,621.00
599	**OTROS INGRESOS NO IDENTIFICADOS**	**28,336.00**
599–001	OTROS INGRESOS NO ESPECIFICADOS	28,336.00
741	**DISMINUCIÓN DE CAJA Y BANCOS**	**1,743,208.00**
741–001	DISMINUCIÓN DE CAJA Y BANCOS	1,743,208.00
822	**OBTENCIÓN DE PRÉSTAMOS DE CORTO PLAZO DE ORGANISMOS INTERNACIONALES**	**1,195,031.00**
822–001	OBTENCIÓN DE PRÉSTAMOS DE CORTO PLAZO DE ORGANISMOS INTERNACIONALES	1,195,031.00
841	**INCREMENTO DE CUENTAS POR PAGAR INTERNAS, DE CORTO PLAZO**	**5,702,461.00**
841–001	INCREMENTO DE CUENTAS POR PAGAR INTERNAS, DE CORTO PLAZO	5,702,461.00
	TOTAL GENERAL	**38,089,217**

OFICINA NACIONAL DE PRESUPUESTO

CLASIFICACION ECONOMICA DEL GASTO

INSTITUCIONES PUBLICAS DESCENTRALIZADAS O AUTONOMAS

Desde 01/01/2007 Hasta 31/12/2007

(Expresado en RD$)

DEVENGADO

5134 ACUARIO NACIONAL

CUENTA	DENOMINACION	MONTO
2 1	**GASTOS CORRIENTES**	**22,407,301**
2 1 2	**GASTOS DE CONSUMO**	**22,402,301**
2 1 2 1	REMUNERACIONES A EMPLEADOS	9,515,267
2 1 2 2	BIENES Y SERVICIOS	12,887,034
2 1 5	**TRANSFERENCIAS CORRIENTES**	**5,000**
2 1 5 1	AL SECTOR PRIVADO	5,000
2 2	**GASTOS DE CAPITAL**	**6,425,018**
2 2 1	**INVERSIÓN REAL DIRECTA**	**6,425,018**
2 2 1 1	MAQUINARIAS Y EQUIPOS	849,931
2 2 1 2	CONSTRUCCIONES	5,512,917
2 2 1 7	OTROS ACTIVOS NO FINANCIEROS	62,170
I	**TOTAL GASTOS**	**28,832,319**
2 3	**APLICACIONES FINANCIERAS**	**9,256,898**
2 3 2	**PASIVOS FINANCIEROS**	**0**
2 3 2 1	AMORTIZACIÓN DEUDA INTERNA	
2 3 3	**OTRAS APLICACIONES FINANCIERAS**	**9,256,898**
2 3 3 1	INCREMENTO DE CAJA Y BANCOS	4,896,148
2 3 3 3	DISMINUCIÓN DE CUENTAS POR PAGAR	4,360,750
II	**TOTAL APLICACIONES FINANCIERAS**	**9,256,898**
III = I + II	TOTAL GENERAL	**38,089,217**

OFICINA NACIONAL DE PRESUPUESTO

CLASIFICACION POR OBJETO DEL GASTO Y FUENTES DE FINANCIAMIENTO

SECTOR DESCENTRALIZADO

ENERO - DICIEMBRE 2007

EXPRESADO EN RD$

5134 ACUARIO NACIONAL

OBJETO DEL GASTO	FUENTES INTERNAS			FUENTES EXTERNAS			TOTAL GENERAL
	FONDOS PROPIOS	TRANSFERENCIAS	TOTAL FUENTES	CREDITO EXTERNO	DONACIONES EXTERNAS	TOTAL FUENTES	
1 SERVICIOS PERSONALES	1,959,936	7,555,331	9,515,267				9,515,267
2 SERVICIOS NO PERSONALES	1,495,597	5,558,688	7,054,285				7,054,285
3 MATERIALES Y SUMINISTROS	2,893,098	2,939,651	5,832,749				5,832,749
4 TRANSFERENCIAS CORRIENTES	5,000		5,000				5,000
6 ACTIVOS NO FINANCIEROS	3,318,731	3,106,287	6,425,018				6,425,018
7 ACTIVOS FINANCIEROS	3,013,282	1,882,866	4,896,148				4,896,148
8 PASIVOS FINANCIEROS	1,858,058	2,502,692	4,360,750				4,360,750
TOTALES	**14,543,702**	**23,545,515**	**38,089,217**				**38,089,217**

OFICINA NACIONAL DE PRESUPUESTO

CLASIFICACION POR OBJETO Y CUENTA DEL GASTO

SECTOR DESCENTRALIZADO

ENERO - DICIEMBRE 2007

(valores en RD$)

5134 ACUARIO NACIONAL

CODIGO	DESCRIPCION	COMPROMISO	DEVENGADO	PAGADO
1	**SERVICIOS PERSONALES**		**9,515,267**	**9,459,944**
1 1	SUELDOS PARA CARGOS FIJOS		6,174,796	6,174,796
1 2	SUELDOS PERSONAL TEMPORERO		644,004	644,004
1 3	SOBRESUELDOS		1,003,737	966,939
1 4	JORNALES		16,000	16,000
1 5	HONORARIOS		249,816	231,291
1 6	DIETAS Y GASTOS DE REPRESENTACIÓN		5,712	5,712
1 8	GRATIFICACIONES Y BONIFICACIONES		662,619	662,619
1 9	CONTRIBUCIONES A LA SEGURIDAD SOCIAL		758,583	758,583
2	**SERVICIOS NO PERSONALES**		**7,054,285**	**2,837,942**
2 1	SERVICIOS DE COMUNICACIONES		342,136	121,586
2 2	SERVICIOS BÁSICOS		1,532,197	61,522
2 3	PUBLICIDAD, IMPRESIÓN Y ENCUADERNACIÓN		78,402	46,190
2 4	VIÁTICOS		41,990	41,990
2 5	TRANSPORTE Y ALMACENAJE		24,735	24,735
2 7	SEGUROS		513,571	
2 8	CONSERV., REPS. MENORES Y CONSTS. TEMP.		4,361,502	2,461,421
2 9	OTROS SERVICIOS NO PERSONALES		159,752	80,498
3	**MATERIALES Y SUMINISTROS**		**5,832,749**	**3,601,731**
3 1	ALIMENTOS Y PRODUCTOS AGROFORESTALES		487,718	412,898
3 2	TEXTILES Y VESTUARIO		99,370	99,370
3 3	PRODUCTOS DE PAPEL, CARTÓN E IMPRESOS		21,075	21,075
3 4	COMBUSTIBLES, LUBRICANTES, PROD. QUÍMICOS Y C.		3,601,230	1,686,234
3 5	PRODUCTOS DE CUERO, CAUCHO Y PLASTICO		26,247	4,247
3 6	PRODUCTOS DE MINERALES METALICOS Y NO METALICOS		448,786	299,180
3 9	PRODUCTOS Y ÚTILES VARIOS		1,148,323	1,078,727
4	**TRANSFERENCIAS CORRIENTES**		**5,000**	**5,000**
4 2	TRANSFERENCIAS CORRIENTES AL SECTOR PRIVADO		5,000	5,000
6	**ACTIVOS NO FINANCIEROS**		**6,425,018**	**1,686,202**
6 1	MAQUINARIA Y EQUIPO		849,931	595,601
6 3	CONSTRUCCIONES Y MEJORAS		5,512,917	1,028,431
6 9	OTROS ACTIVOS		62,170	62,170
7	**ACTIVOS FINANCIEROS**		**4,896,148**	
7 4	INCREMENTO DE OTROS ACTIVOS FINANCIEROS		4,896,148	
8	**PASIVOS FINANCIEROS**		**4,360,750**	**9,899,789**
8 1	AMORTIZACIÓN DE PRÉSTAMOS INTERNOS			

OFICINA NACIONAL DE PRESUPUESTO

CLASIFICACION POR OBJETO Y CUENTA DEL GASTO

SECTOR DESCENTRALIZADO

ENERO - DICIEMBRE 2007

(valores en RD$)

5134 ACUARIO NACIONAL

CODIGO	DESCRIPCION	COMPROMISO	DEVENGADO	PAGADO
8	**PASIVOS FINANCIEROS**		**4,360,750**	**9,899,789**
8 7	DISMINUCIÓN DE PASIVOS CON PROVEEDORES		4,360,750	9,899,789
	TOTALES		**38,089,217**	**27,490,608**

OFICINA NACIONAL DE PRESUPUESTO

Distribución Programatica del Presupuesto

Año 2007

ACUARIO NACIONAL

DEVENGADO

PRG	SUB PRG	PROY	ACTIVIDADES OBRAS	DENOMINACION	MONTO
01		00		GESTION DE COORDINACION TECNICA Y ADMINISTRATIVA	24,262,977
	00			N/A	24,262,977
			01	ACTIVIDAD CENTRAL	24,262,977
11		00		ESTUDIO, FOMENTO, PROTECCION Y CONSERVACION DE LA FLORA Y	4,569,342
	00			N/A	4,569,342
			01	CAPACITACION Y DIVULGACION	1,196,045
			03	ESPECIES EXHIBIDAS	3,373,297
99		00		ADMINISTRACION DE TRANSFERENCIAS, ACTIVOS Y PASIVOS F.	9,256,898
	00			N/A	9,256,898
			00	TRANSFERENCIAS	9,256,898
				TOTAL	38,089,217

CONSEJO DOMINICANO DEL CAFE

DIGEPRES
Dirección General de Presupuesto

OFICINA NACIONAL DE PRESUPUESTO

CLASIFICACION ECONOMICA DE INGRESOS

TODAS LAS INSTITUCIONES

2007

(Expresado en RD$)

5136 CONSEJO DOMINICANO DEL CAFÉ

CUENTA	DENOMINACION	MONTO
412	**TRANSFERENCIAS CORRIENTES DE LA ADMINISTRACION CENTRAL**	**141,538,885.00**
412–001	DE LA ADMINISTRACIÓN CENTRAL	141,538,885.00
413	**TRANSFERENCIAS CORRIENTES DE INSTITUCIONES PÚBLICAS DESCENTRALIZADAS**	**58,930.00**
413–001	DE INSTITUCIONES PÚBLICAS DESCENTRALIZADAS O AUTÓNOMAS	58,930.00
422	**TRANSFERENCIAS DE CAPITAL DE LA ADMINISTRACIÓN CENTRAL**	**202,216,068.00**
422–001	DE LA ADMINISTRACIÓN CENTRAL	202,216,068.00
511	**VENTAS DE MERCANCIAS DEL GOBIERNO GENERAL**	**1,972,974.00**
511–001	VENTAS DE MERCANCIAS DEL ESTADO	1,972,974.00
532	**INTERESES**	**9,448,498.00**
532–001	INTERESES PERCIBIDOS	9,448,498.00
599	**OTROS INGRESOS NO IDENTIFICADOS**	**714,409.00**
599–001	OTROS INGRESOS NO ESPECIFICADOS	714,409.00
613	**VENTA DE MAQUINARIA Y EQUIPO**	**549,450.00**
613–001	VENTA DE MAQUINARIA Y EQUIPO	549,450.00
711	**RECUPERACIÓN DE PRÉSTAMOS DE CORTO PLAZO DEL SECTOR PRIVADO**	**47,170.00**
711–001	RECUPERACIÓN DE PRÉSTAMOS DE CORTO PLAZO DEL SECTOR PRIVADO	47,170.00
712	**RECUPERACIÓN DE PRÉSTAMOS DE CORTO PLAZO DEL SECTOR PÚBLICO**	**31,448.00**
712–001	RECUPERACIÓN DE PRÉSTAMOS DE CORTO PLAZO DEL SECTOR PÚBLICO	31,448.00
741	**DISMINUCIÓN DE CAJA Y BANCOS**	**203,566,058.00**
741–001	DISMINUCIÓN DE CAJA Y BANCOS	203,566,058.00
811	**OBTENCIÓN DE PRÉSTAMOS DE CORTO PLAZO DEL SECTOR PRIVADO**	**8,000.00**
811–001	OBTENCIÓN DE PRÉSTAMOS DE CORTO PLAZO DEL SECTOR PRIVADO	8,000.00
841	**INCREMENTO DE CUENTAS POR PAGAR INTERNAS, DE CORTO PLAZO**	**6,773,105.00**
841–001	INCREMENTO DE CUENTAS POR PAGAR INTERNAS, DE CORTO PLAZO	6,773,105.00
	TOTAL GENERAL	**566,924,995**

OFICINA NACIONAL DE PRESUPUESTO
CLASIFICACION ECONOMICA DEL GASTO
INSTITUCIONES PUBLICAS DESCENTRALIZADAS O AUTONOMAS
Desde 01/01/2007 Hasta 31/12/2007

(Expresado en RD$)

DEVENGADO

5136 CONSEJO DOMINICANO DEL CAFÉ

CUENTA	DENOMINACION	MONTO
2 1	**GASTOS CORRIENTES**	**213,587,057**
2 1 2	**GASTOS DE CONSUMO**	**195,481,946**
2 1 2 1	REMUNERACIONES A EMPLEADOS	113,719,788
2 1 2 2	BIENES Y SERVICIOS	81,762,158
2 1 5	**TRANSFERENCIAS CORRIENTES**	**18,105,111**
2 1 5 1	AL SECTOR PRIVADO	17,512,395
2 1 5 2	AL SECTOR PUBLICO	68,930
2 1 5 4	DONACIONES DEL EXTERIOR	523,786
2 2	**GASTOS DE CAPITAL**	**26,644,469**
2 2 1	**INVERSIÓN REAL DIRECTA**	**26,644,469**
2 2 1 1	MAQUINARIAS Y EQUIPOS	10,151,139
2 2 1 2	CONSTRUCCIONES	16,149,818
2 2 1 7	OTROS ACTIVOS NO FINANCIEROS	343,512
I	**TOTAL GASTOS**	**240,231,526**
2 3	**APLICACIONES FINANCIERAS**	**326,693,469**
2 3 1	**ACTIVOS FINANCIEROS**	**198,748,486**
2 3 1 1	CONCESIÓN DE PRESTAMOS	128,748,486
2 3 1 2	COMPRA DE TITULOS Y VALORES	70,000,000
2 3 3	**OTRAS APLICACIONES FINANCIERAS**	**127,944,983**
2 3 3 1	INCREMENTO DE CAJA Y BANCOS	121,555,165
2 3 3 3	DISMINUCIÓN DE CUENTAS POR PAGAR	6,389,818
II	**TOTAL APLICACIONES FINANCIERAS**	**326,693,469**
III = I + II	**TOTAL GENERAL**	**566,924,995**

OFICINA NACIONAL DE PRESUPUESTO

CLASIFICACION POR OBJETO DEL GASTO Y FUENTES DE FINANCIAMIENTO

SECTOR DESCENTRALIZADO

ENERO - DICIEMBRE 2007

EXPRESADO EN RD$

5136 CONSEJO DOMINICANO DEL CAFÉ

OBJETO DEL GASTO	FUENTES INTERNAS			FUENTES EXTERNAS			TOTAL GENERAL
	FONDOS PROPIOS	TRANSFERENCIAS	TOTAL FUENTES	CREDITO EXTERNO	DONACIONES EXTERNAS	TOTAL FUENTES	
1 SERVICIOS PERSONALES	12,516,870	101,202,918	113,719,788				113,719,788
2 SERVICIOS NO PERSONALES	26,096,696	37,630,898	63,727,594				63,727,594
3 MATERIALES Y SUMINISTROS	4,805,349	13,229,215	18,034,564				18,034,564
4 TRANSFERENCIAS CORRIENTES	15,241,157	2,863,954	18,105,111				18,105,111
6 ACTIVOS NO FINANCIEROS	16,504,735	10,139,734	26,644,469				26,644,469
7 ACTIVOS FINANCIEROS	143,687,361	176,616,290	320,303,651				320,303,651
8 PASIVOS FINANCIEROS	4,233,024	2,156,794	6,389,818				6,389,818
TOTALES	**223,085,192**	**343,839,803**	**566,924,995**				**566,924,995**

OFICINA NACIONAL DE PRESUPUESTO

CLASIFICACION POR OBJETO Y CUENTA DEL GASTO

SECTOR DESCENTRALIZADO

ENERO - DICIEMBRE 2007

(valores en RD$)

5136 CONSEJO DOMINICANO DEL CAFÉ

CODIGO	DESCRIPCION	COMPROMISO	DEVENGADO	PAGADO
1	**SERVICIOS PERSONALES**		**113,719,788**	**99,115,620**
1 1	SUELDOS PARA CARGOS FIJOS		85,760,531	82,106,788
1 2	SUELDOS PERSONAL TEMPORERO		3,108,832	2,844,712
1 3	SOBRESUELDOS		4,926,210	4,900,711
1 4	JORNALES		1,075,912	1,075,912
1 5	HONORARIOS		46,860	44,880
1 6	DIETAS Y GASTOS DE REPRESENTACIÓN		203,000	203,000
1 8	GRATIFICACIONES Y BONIFICACIONES		9,654,449	7,939,617
1 9	CONTRIBUCIONES A LA SEGURIDAD SOCIAL		8,943,994	
2	**SERVICIOS NO PERSONALES**		**63,727,594**	**61,892,932**
2 1	SERVICIOS DE COMUNICACIONES		2,102,137	2,102,058
2 2	SERVICIOS BÁSICOS		1,398,167	1,397,704
2 3	PUBLICIDAD, IMPRESIÓN Y ENCUADERNACIÓN		2,453,981	2,408,963
2 4	VIÁTICOS		3,854,720	3,850,694
2 5	TRANSPORTE Y ALMACENAJE		2,632,137	2,563,349
2 6	ALQUILERES		17,213,651	16,530,265
2 7	SEGUROS		3,243,107	2,965,392
2 8	CONSERV., REPS. MENORES Y CONSTS. TEMP.		1,557,115	1,498,912
2 9	OTROS SERVICIOS NO PERSONALES		29,272,579	28,575,595
3	**MATERIALES Y SUMINISTROS**		**18,034,564**	**17,008,492**
3 1	ALIMENTOS Y PRODUCTOS AGROFORESTALES		3,174,446	2,992,512
3 2	TEXTILES Y VESTUARIO		233,945	224,229
3 3	PRODUCTOS DE PAPEL, CARTÓN E IMPRESOS		1,798,364	1,576,109
3 4	COMBUSTIBLES, LUBRICANTES, PROD. QUÍMICOS Y C.		11,138,537	10,588,621
3 5	PRODUCTOS DE CUERO, CAUCHO Y PLASTICO		360,090	346,532
3 6	PRODUCTOS DE MINERALES METALICOS Y NO METALICOS		118,020	114,071
3 9	PRODUCTOS Y ÚTILES VARIOS		1,211,162	1,166,418
4	**TRANSFERENCIAS CORRIENTES**		**18,105,111**	**18,019,904**
4 2	TRANSFERENCIAS CORRIENTES AL SECTOR PRIVADO		17,512,395	17,427,188
4 3	TRANSFERENCIAS CORRIENTES AL SECTOR PÚBLICO		68,930	68,930
4 4	TRANSFERENCIAS CORRIENTES AL SECTOR EXTERNO		523,786	523,786
6	**ACTIVOS NO FINANCIEROS**		**26,644,469**	**24,828,084**
6 1	MAQUINARIA Y EQUIPO		10,151,139	9,163,434
6 3	CONSTRUCCIONES Y MEJORAS		16,149,818	15,322,798
6 9	OTROS ACTIVOS		343,512	341,852
7	**ACTIVOS FINANCIEROS**		**320,303,651**	**198,747,928**

OFICINA NACIONAL DE PRESUPUESTO

CLASIFICACION POR OBJETO Y CUENTA DEL GASTO

SECTOR DESCENTRALIZADO

ENERO - DICIEMBRE 2007

(valores en RD$)

5136 CONSEJO DOMINICANO DEL CAFÉ

CODIGO	DESCRIPCION	COMPROMISO	DEVENGADO	PAGADO
7	**ACTIVOS FINANCIEROS**		**320,303,651**	**198,747,928**
7 1	CONCESIÓN DE PRESTAMOS INTERNOS		128,748,486	128,747,928
7 2	COMPRA DE TÍTULOS Y VALORES		70,000,000	70,000,000
7 4	INCREMENTO DE OTROS ACTIVOS FINANCIEROS		121,555,165	
8	**PASIVOS FINANCIEROS**		**6,389,818**	**18,983,765**
8 7	DISMINUCIÓN DE PASIVOS CON PROVEEDORES		6,389,818	18,983,765
	TOTALES		**566,924,995**	**438,596,725**

OFICINA NACIONAL DE PRESUPUESTO

Distribución Programatica del Presupuesto

Año 2007

CONSEJO DOMINICANO DEL CAFÉ

DEVENGADO

PRG	SUB PRG	PROY	ACTIVIDADES OBRAS	DENOMINACION	MONTO
01		00		**ACTIVIDADES CENTRALES**	114,646,728
	00			**N/A**	114,646,728
			01	DIRECCION EJECUTIVA	3,306,692
			02	SERVICIOS ADMINISTRATIVOS Y FINANCIEROS	111,340,036
11		00		**MEJORAMIENTO Y DESARROLLO DE LA CAFICULTURA**	108,028,873
	00			**N/A**	108,028,873
			01	MANEJO INTEGRADO DE PLAGAS	2,194,193
			02	EXTENSION Y CAPACITACION CAFETALERA	19,639,340
			03	PRODUCCION DE PLANTAS	22,341,056
		11		MEJORAMIENTO DE LA CALIDAD DEL CAFE DOMINICANO Y PROMOCION	63,854,284
			01	COSTOS DE ADMINISTRACION	33,528,229
			02	PRODUCCION	1,288,248
			03	INVESTIGACION	2,442,977
			04	APOYO A LA OPCS	2,536,890
			05	CREDITO	1,089,440
			06	BENEFICIADO	488,547
			07	PROMOCION	10,802,893
			08	FORMACION Y CAPACITACION	5,222,393
			51	LABORATORIO	6,454,667
99		00		**ADMINISTRACION DE TRANSFERENCIAS, ACTIVOS Y PASIVOS FINA**	344,249,394
	00			**N/A**	344,249,394
			00	ADMINISTRACION DE TRANSFERENCIAS, ACTIVOS Y PASIVOS FINANCIEROS	344,249,394
				TOTAL	566,924,995

INSTITUTO DUARTIANO

DIGEPRES
Dirección General de Presupuesto

OFICINA NACIONAL DE PRESUPUESTO

CLASIFICACION ECONOMICA DE INGRESOS

TODAS LAS INSTITUCIONES

2007

(Expresado en RD$)

5137 INSTITUTO DUARTIANO

CUENTA	DENOMINACION	MONTO
412	**TRANSFERENCIAS CORRIENTES DE LA ADMINISTRACION CENTRAL**	**8,670,291.00**
412–001	DE LA ADMINISTRACIÓN CENTRAL	8,670,291.00
511	**VENTAS DE MERCANCIAS DEL GOBIERNO GENERAL**	**33,894.00**
511–001	VENTAS DE MERCANCIAS DEL ESTADO	33,894.00
521	**VENTAS DE SERVICIOS DEL GOBIERNO GENERAL**	**85,970.00**
521–001	VENTA DE SERVICIOS DEL ESTADO	85,970.00
599	**OTROS INGRESOS NO IDENTIFICADOS**	**157,780.00**
599–001	OTROS INGRESOS NO ESPECIFICADOS	157,780.00
741	**DISMINUCIÓN DE CAJA Y BANCOS**	**977,781.00**
741–001	DISMINUCIÓN DE CAJA Y BANCOS	977,781.00
	TOTAL GENERAL	**9,925,716**

OFICINA NACIONAL DE PRESUPUESTO

CLASIFICACION ECONOMICA DEL GASTO

INSTITUCIONES PUBLICAS DESCENTRALIZADAS O AUTONOMAS

Desde 01/01/2007 Hasta 31/12/2007

(Expresado en RD$)

DEVENGADO

5137 INSTITUTO DUARTIANO

CUENTA	DENOMINACION	MONTO
2 1	GASTOS CORRIENTES	8,311,646
2 1 2	GASTOS DE CONSUMO	8,308,646
2 1 2 1	REMUNERACIONES A EMPLEADOS	4,559,780
2 1 2 2	BIENES Y SERVICIOS	3,748,866
2 1 5	TRANSFERENCIAS CORRIENTES	3,000
2 1 5 1	AL SECTOR PRIVADO	3,000
2 2	GASTOS DE CAPITAL	241,732
2 2 1	INVERSIÓN REAL DIRECTA	241,732
2 2 1 1	MAQUINARIAS Y EQUIPOS	122,641
2 2 1 2	CONSTRUCCIONES	73,000
2 2 1 7	OTROS ACTIVOS NO FINANCIEROS	46,091
I	TOTAL GASTOS	8,553,378
2 3	APLICACIONES FINANCIERAS	1,372,338
2 3 3	OTRAS APLICACIONES FINANCIERAS	1,372,338
2 3 3 1	INCREMENTO DE CAJA Y BANCOS	1,372,338
II	TOTAL APLICACIONES FINANCIERAS	1,372,338
III = I + II	TOTAL GENERAL	9,925,716

OFICINA NACIONAL DE PRESUPUESTO

CLASIFICACION POR OBJETO DEL GASTO Y FUENTES DE FINANCIAMIENTO

SECTOR DESCENTRALIZADO

ENERO - DICIEMBRE 2007

EXPRESADO EN RD$

5137 INSTITUTO DUARTIANO

OBJETO DEL GASTO	FUENTES INTERNAS			FUENTES EXTERNAS			TOTAL GENERAL
	FONDOS PROPIOS	TRANSFERENCIAS	TOTAL FUENTES	CREDITO EXTERNO	DONACIONES EXTERNAS	TOTAL FUENTES	
1 SERVICIOS PERSONALES	410,415	4,149,365	4,559,780				4,559,780
2 SERVICIOS NO PERSONALES	401,153	1,838,744	2,239,897				2,239,897
3 MATERIALES Y SUMINISTROS	386,130	1,122,839	1,508,969				1,508,969
4 TRANSFERENCIAS CORRIENTES	3,000		3,000				3,000
6 ACTIVOS NO FINANCIEROS	50,437	191,295	241,732				241,732
7 ACTIVOS FINANCIEROS	4,290	1,368,048	1,372,338				1,372,338
TOTALES	**1,255,425**	**8,670,291**	**9,925,716**				**9,925,716**

OFICINA NACIONAL DE PRESUPUESTO

CLASIFICACION POR OBJETO Y CUENTA DEL GASTO

SECTOR DESCENTRALIZADO

ENERO - DICIEMBRE 2007

(valores en RD$)

5137 INSTITUTO DUARTIANO

CODIGO	DESCRIPCION	COMPROMISO	DEVENGADO	PAGADO
1	**SERVICIOS PERSONALES**		**4,559,780**	**4,559,780**
1 1	SUELDOS PARA CARGOS FIJOS		2,858,217	2,858,217
1 2	SUELDOS PERSONAL TEMPORERO		145,384	145,384
1 3	SOBRESUELDOS		325,400	325,400
1 5	HONORARIOS		478,000	478,000
1 8	GRATIFICACIONES Y BONIFICACIONES		377,046	377,046
1 9	CONTRIBUCIONES A LA SEGURIDAD SOCIAL		375,733	375,733
2	**SERVICIOS NO PERSONALES**		**2,239,897**	**2,239,897**
2 1	SERVICIOS DE COMUNICACIONES		237,246	237,246
2 2	SERVICIOS BÁSICOS		212,310	212,310
2 3	PUBLICIDAD, IMPRESIÓN Y ENCUADERNACIÓN		636,977	636,977
2 4	VIÁTICOS		39,200	39,200
2 5	TRANSPORTE Y ALMACENAJE		126,584	126,584
2 6	ALQUILERES		41,574	41,574
2 7	SEGUROS		4,376	4,376
2 8	CONSERV., REPS. MENORES Y CONSTS. TEMP.		761,479	761,479
2 9	OTROS SERVICIOS NO PERSONALES		180,151	180,151
3	**MATERIALES Y SUMINISTROS**		**1,508,969**	**1,508,969**
3 1	ALIMENTOS Y PRODUCTOS AGROFORESTALES		301,806	301,806
3 2	TEXTILES Y VESTUARIO		141,031	141,031
3 3	PRODUCTOS DE PAPEL, CARTÓN E IMPRESOS		115,788	115,788
3 4	COMBUSTIBLES, LUBRICANTES, PROD. QUÍMICOS Y C.		559,306	559,306
3 5	PRODUCTOS DE CUERO, CAUCHO Y PLASTICO		80,945	80,945
3 6	PRODUCTOS DE MINERALES METALICOS Y NO METALICOS		79,045	79,045
3 9	PRODUCTOS Y ÚTILES VARIOS		231,048	231,048
4	**TRANSFERENCIAS CORRIENTES**		**3,000**	**3,000**
4 2	TRANSFERENCIAS CORRIENTES AL SECTOR PRIVADO		3,000	3,000
6	**ACTIVOS NO FINANCIEROS**		**241,732**	**241,732**
6 1	MAQUINARIA Y EQUIPO		122,641	122,641
6 3	CONSTRUCCIONES Y MEJORAS		73,000	73,000
6 9	OTROS ACTIVOS		46,091	46,091
7	**ACTIVOS FINANCIEROS**		**1,372,338**	
7 4	INCREMENTO DE OTROS ACTIVOS FINANCIEROS		1,372,338	
	TOTALES		**9,925,716**	**8,553,378**

OFICINA NACIONAL DE PRESUPUESTO

Distribución Programatica del Presupuesto

Año 2007

INSTITUTO DUARTIANO

DEVENGADO

PRG	SUB PRG	PROY	ACTIVIDADES OBRAS	DENOMINACION	MONTO
11		00		**DIFUSION Y ESTUDIO DE LA VIDA Y OBRA DE JUAN PABLO DUARTE**	8,553,378
	00			**N/A**	8,553,378
			01	COORDINACION TECNICO EDUCATIVA	8,553,378
99		00		**ADMINISTRACION DE TRANSFERENCIAS, ACTIVOS Y PASIVOS FINA**	1,372,338
	00			**N/A**	1,372,338
			00	TRASFERENCIAS	1,372,338
				TOTAL	9,925,716

COMISION NACIONAL DE ENERGIA

DIGEPRES
Dirección General de Presupuesto

OFICINA NACIONAL DE PRESUPUESTO

CLASIFICACION ECONOMICA DE INGRESOS

TODAS LAS INSTITUCIONES

2007

(Expresado en RD$)

5138 COMISIÓN NACIONAL DE ENERGÍA

CUENTA	DENOMINACION	MONTO
412	**TRANSFERENCIAS CORRIENTES DE LA ADMINISTRACION CENTRAL**	* **24,195,543.00**
412–001	DE LA ADMINISTRACIÓN CENTRAL	24,195,543.00
422	**TRANSFERENCIAS DE CAPITAL DE LA ADMINISTRACIÓN CENTRAL**	** **98,127,881.00**
422–001	DE LA ADMINISTRACIÓN CENTRAL	98,127,881.00
521	**VENTAS DE SERVICIOS DEL GOBIERNO GENERAL**	**137,710,413.00**
521–001	VENTA DE SERVICIOS DEL ESTADO	137,710,413.00
532	**INTERESES**	**24,825,166.00**
532–001	INTERESES PERCIBIDOS	24,825,166.00
741	**DISMINUCIÓN DE CAJA Y BANCOS**	**38,211,629.00**
741–001	DISMINUCIÓN DE CAJA Y BANCOS	38,211,629.00
841	**INCREMENTO DE CUENTAS POR PAGAR INTERNAS, DE CORTO PLAZO**	**9,318,784.00**
841–001	INCREMENTO DE CUENTAS POR PAGAR INTERNAS, DE CORTO PLAZO	9,318,784.00
	TOTAL GENERAL	**332,389,416**

* Incluye RD$4,008,930.00 como transferencia que le asignó el Secretario Técnico de la Presidencia a Asuntos Nucleares.

** No incluye RD$19,936,329.00 que son transferencias asignadas al año 2007 pero Recibida por la institución en el mes de enero del año 2008.

OFICINA NACIONAL DE PRESUPUESTO

CLASIFICACION ECONOMICA DEL GASTO

INSTITUCIONES PUBLICAS DESCENTRALIZADAS O AUTONOMAS

Desde 01/01/2007 Hasta 31/12/2007

(Expresado en RD$)

DEVENGADO

5138 COMISIÓN NACIONAL DE ENERGÍA

CUENTA	DENOMINACION	MONTO
2 1	**GASTOS CORRIENTES**	**257,584,371**
2 1 2	**GASTOS DE CONSUMO**	**256,172,763**
2 1 2 1	REMUNERACIONES A EMPLEADOS	115,361,361
2 1 2 2	BIENES Y SERVICIOS	140,811,402
2 1 4	**PRESTACIONES SOCIALES**	**516,078**
2 1 4 1	PRESTACIONES DE LA SEGURIDAD SOCIAL	516,078
2 1 5	**TRANSFERENCIAS CORRIENTES**	**895,530**
2 1 5 1	AL SECTOR PRIVADO	895,530
2 2	**GASTOS DE CAPITAL**	**4,701,341**
2 2 1	**INVERSIÓN REAL DIRECTA**	**4,701,341**
2 2 1 1	MAQUINARIAS Y EQUIPOS	4,550,691
2 2 1 2	CONSTRUCCIONES	150,650
I	**TOTAL GASTOS**	**262,285,712**
2 3	**APLICACIONES FINANCIERAS**	**70,103,704**
2 3 3	**OTRAS APLICACIONES FINANCIERAS**	**70,103,704**
2 3 3 1	INCREMENTO DE CAJA Y BANCOS	62,471,484
2 3 3 3	DISMINUCIÓN DE CUENTAS POR PAGAR	7,632,220
II	**TOTAL APLICACIONES FINANCIERAS**	**70,103,704**
III = I + II	TOTAL GENERAL	**332,389,416**

OFICINA NACIONAL DE PRESUPUESTO

CLASIFICACION POR OBJETO DEL GASTO Y FUENTES DE FINANCIAMIENTO

SECTOR DESCENTRALIZADO

ENERO - DICIEMBRE 2007

EXPRESADO EN RD$

5138 COMISIÓN NACIONAL DE ENERGÍA

OBJETO DEL GASTO	FUENTES INTERNAS			FUENTES EXTERNAS			TOTAL GENERAL
	FONDOS PROPIOS	TRANSFERENCIAS	TOTAL FUENTES	CREDITO EXTERNO	DONACIONES EXTERNAS	TOTAL FUENTES	
1 SERVICIOS PERSONALES	93,163,813	22,197,548	115,361,361				115,361,361
2 SERVICIOS NO PERSONALES	42,645,951	43,083,297	85,729,248				85,729,248
3 MATERIALES Y SUMINISTROS	45,171,451	9,910,703	55,082,154				55,082,154
4 TRANSFERENCIAS CORRIENTES	1,411,608		1,411,608				1,411,608
6 ACTIVOS NO FINANCIEROS	3,328,070	1,373,271	4,701,341				4,701,341
7 ACTIVOS FINANCIEROS	17,000,240	45,471,244	62,471,484				62,471,484
8 PASIVOS FINANCIEROS	7,344,859	287,361	7,632,220				7,632,220
TOTALES	**210,065,992**	**122,323,424**	**332,389,416**				**332,389,416**

OFICINA NACIONAL DE PRESUPUESTO

CLASIFICACION POR OBJETO Y CUENTA DEL GASTO

SECTOR DESCENTRALIZADO

ENERO - DICIEMBRE 2007

(valores en RD$)

5138 COMISIÓN NACIONAL DE ENERGÍA

CODIGO	DESCRIPCION	COMPROMISO	DEVENGADO	PAGADO
1	**SERVICIOS PERSONALES**		**115,361,361**	**101,583,138**
1 1	SUELDOS PARA CARGOS FIJOS		50,017,194	38,902,506
1 2	SUELDOS PERSONAL TEMPORERO		28,779,365	26,307,460
1 3	SOBRESUELDOS		5,474,014	5,474,015
1 5	HONORARIOS		901,710	850,947
1 6	DIETAS Y GASTOS DE REPRESENTACIÓN		8,746,022	8,624,544
1 8	GRATIFICACIONES Y BONIFICACIONES		17,941,193	17,941,192
1 9	CONTRIBUCIONES A LA SEGURIDAD SOCIAL		3,501,863	3,482,474
2	**SERVICIOS NO PERSONALES**		**85,729,248**	**80,236,558**
2 1	SERVICIOS DE COMUNICACIONES		3,343,911	2,528,628
2 2	SERVICIOS BÁSICOS		946,114	654,163
2 3	PUBLICIDAD, IMPRESIÓN Y ENCUADERNACIÓN		5,588,720	4,547,692
2 4	VIÁTICOS		5,486,071	5,480,001
2 5	TRANSPORTE Y ALMACENAJE		2,809,215	2,221,018
2 6	ALQUILERES		676,992	554,278
2 7	SEGUROS		201,418	157,346
2 8	CONSERV., REPS. MENORES Y CONSTS. TEMP.		3,493,462	1,662,562
2 9	OTROS SERVICIOS NO PERSONALES		63,183,345	62,430,870
3	**MATERIALES Y SUMINISTROS**		**55,082,154**	**48,999,984**
3 1	ALIMENTOS Y PRODUCTOS AGROFORESTALES		1,568,598	748,065
3 2	TEXTILES Y VESTUARIO		1,300	1,300
3 3	PRODUCTOS DE PAPEL, CARTÓN E IMPRESOS		1,133,866	680,833
3 4	COMBUSTIBLES, LUBRICANTES, PROD. QUÍMICOS Y C.		2,737,359	2,081,785
3 5	PRODUCTOS DE CUERO, CAUCHO Y PLASTICO		32,341	30,811
3 6	PRODUCTOS DE MINERALES METALICOS Y NO METALICOS		727	727
3 9	PRODUCTOS Y ÚTILES VARIOS		49,607,963	45,456,463
4	**TRANSFERENCIAS CORRIENTES**		**1,411,608**	**1,097,653**
4 1	PRESTACIONES DE LA SEGURIDAD SOCIAL		516,078	508,119
4 2	TRANSFERENCIAS CORRIENTES AL SECTOR PRIVADO		895,530	589,534
6	**ACTIVOS NO FINANCIEROS**		**4,701,341**	**4,701,228**
6 1	MAQUINARIA Y EQUIPO		4,550,691	4,550,578
6 3	CONSTRUCCIONES Y MEJORAS		150,650	150,650
7	**ACTIVOS FINANCIEROS**		**62,471,484**	
7 4	INCREMENTO DE OTROS ACTIVOS FINANCIEROS		62,471,484	
8	**PASIVOS FINANCIEROS**		**7,632,220**	**24,186,210**
8 7	DISMINUCIÓN DE PASIVOS CON PROVEEDORES		7,632,220	24,186,210

OFICINA NACIONAL DE PRESUPUESTO

CLASIFICACION POR OBJETO Y CUENTA DEL GASTO

SECTOR DESCENTRALIZADO

ENERO - DICIEMBRE 2007

(valores en RD$)

5138 COMISIÓN NACIONAL DE ENERGÍA

CODIGO	DESCRIPCION	COMPROMISO	DEVENGADO	PAGADO
	TOTALES		**332,389,416**	**260,804,771**

OFICINA NACIONAL DE PRESUPUESTO

Distribución Programatica del Presupuesto

Año 2007

COMISIÓN NACIONAL DE ENERGÍA

DEVENGADO

PRG	SUB PRG	PROY	ACTIVIDADES OBRAS	DENOMINACION	MONTO
01		00		**ACTIVIDADES CENTRALES**	177,915,595
	00			**N/A**	177,915,595
			01	DIRECCIÓN Y COORDINACIÓN.	177,915,595
11		00		**ELABORACIÓN DE POLÍTICAS Y NORMAS, A PARTIR DE ANALÍSIS,**	19,978,727
	00			**N/A**	19,978,727
			01	ELABORACIÓN DE PLAN INDICATIVO DE EXPANSIÓN.	4,396,767
			02	ELABORACIÓN PLAN INDICATIVO DE ABASTECIMIENTO.	3,880,648
			03	ELABORACIÓN DE POLÍTICAS DE USO RACIONAL DE ENERGÍA.	7,489,825
			04	COORDINACIÓN DEL PLAN INDICATIVO ENERGÉTICO INTEGRAL.	4,211,487
12		00		**CONTROLAR Y SUPERVISAR EL MATERIAL RADIOACTIVO QUE ENTRA**	47,759,646
	00			**N/A**	47,759,646
			01	CONTROLAR Y SUPERVISAR EL MATERIAL RADIOACTIVO QUE ENTRA AL PAÍS	47,759,646
13		00		**PROGRAMA DE ASISTENCIA TÉCNICA AL SECTOR ENERGÉTICO.**	15,559,174
	00			**N/A**	15,559,174
			01	ASISTENCIA TÉCNICA AL SECTOR ENERGÉTICO	15,559,174
99		00		**ADMISTRACIÓN DE TRANSFERENCIAS, ACTIVOS Y PASIVOS FINANC**	71,176,274
	00			**N/A**	71,176,274
			00	ADM. DE TRANSFERENCIAS, ACTIVOS Y PASIVOS FINANCIEROS	71,176,274
				TOTAL	332,389,416

INSTITUTO NACIONAL DEL TABACO

DIGEPRES
Dirección General de Presupuesto

OFICINA NACIONAL DE PRESUPUESTO

CLASIFICACION ECONOMICA DE INGRESOS

TODAS LAS INSTITUCIONES

2007

(Expresado en RD$)

5140 INSTITUTO NACIONAL DEL TABACO

CUENTA	DENOMINACION	MONTO
412	**TRANSFERENCIAS CORRIENTES DE LA ADMINISTRACION CENTRAL**	**243,607,296.00**
412–001	DE LA ADMINISTRACIÓN CENTRAL	243,607,296.00
512	**VENTAS DE MERCANCIAS DE LAS EMPRESAS PÚBLICAS NO FINANCIERAS**	**17,286,396.00**
512–001	DE LAS EMPRESAS PÚBLICAS NO FINANCIERAS	17,286,396.00
522	**VENTA DE SERVICIOS DE EMPRESAS PÚBLICAS NO FINANCIERAS**	**158,550.00**
522–001	VENTAS DE SERVICIOS	158,550.00
532	**INTERESES**	**928,499.00**
532–001	INTERESES PERCIBIDOS	928,499.00
599	**OTROS INGRESOS NO IDENTIFICADOS**	**2,893,106.00**
599–001	OTROS INGRESOS NO ESPECIFICADOS	2,893,106.00
711	**RECUPERACIÓN DE PRÉSTAMOS DE CORTO PLAZO DEL SECTOR PRIVADO**	**12,083,815.00**
711–001	RECUPERACIÓN DE PRÉSTAMOS DE CORTO PLAZO DEL SECTOR PRIVADO	12,083,815.00
741	**DISMINUCIÓN DE CAJA Y BANCOS**	**59,885,908.00**
741–001	DISMINUCIÓN DE CAJA Y BANCOS	59,885,908.00
841	**INCREMENTO DE CUENTAS POR PAGAR INTERNAS, DE CORTO PLAZO**	**11,234,525.00**
841–001	INCREMENTO DE CUENTAS POR PAGAR INTERNAS, DE CORTO PLAZO	11,234,525.00
	TOTAL GENERAL	**348,078,095**

OFICINA NACIONAL DE PRESUPUESTO

CLASIFICACION ECONOMICA DEL GASTO

INSTITUCIONES PUBLICAS DESCENTRALIZADAS O AUTONOMAS

Desde 01/01/2007 Hasta 31/12/2007

(Expresado en RD$)

DEVENGADO

5140 INSTITUTO NACIONAL DEL TABACO

CUENTA	DENOMINACION	MONTO
2 1	**GASTOS CORRIENTES**	**225,194,679**
2 1 2	**GASTOS DE CONSUMO**	**222,144,465**
2 1 2 1	REMUNERACIONES A EMPLEADOS	153,246,467
2 1 2 2	BIENES Y SERVICIOS	68,897,998
2 1 5	**TRANSFERENCIAS CORRIENTES**	**3,050,214**
2 1 5 1	AL SECTOR PRIVADO	3,050,214
2 2	**GASTOS DE CAPITAL**	**24,898,143**
2 2 1	**INVERSIÓN REAL DIRECTA**	**24,898,143**
2 2 1 1	MAQUINARIAS Y EQUIPOS	1,820,610
2 2 1 2	CONSTRUCCIONES	9,072,231
2 2 1 4	ACTIVOS PREEXISTETES	301,648
2 2 1 7	OTROS ACTIVOS NO FINANCIEROS	13,703,654
I	**TOTAL GASTOS**	**250,092,822**
2 3	**APLICACIONES FINANCIERAS**	**97,985,273**
2 3 1	**ACTIVOS FINANCIEROS**	**2,146,000**
2 3 1 1	CONCESIÓN DE PRÉSTAMOS	2,146,000
2 3 2	**PASIVOS FINANCIEROS**	**7,676,349**
2 3 2 1	AMORTIZACIÓN DEUDA INTERNA	7,676,349
2 3 3	**OTRAS APLICACIONES FINANCIERAS**	**88,162,924**
2 3 3 1	INCREMENTO DE CAJA Y BANCOS	33,420,702
2 3 3 3	DISMINUCIÓN DE CUENTAS POR PAGAR	54,742,222
II	**TOTAL APLICACIONES FINANCIERAS**	**97,985,273**
III = I + II	TOTAL GENERAL	**348,078,095**

OFICINA NACIONAL DE PRESUPUESTO

CLASIFICACION POR OBJETO DEL GASTO Y FUENTES DE FINANCIAMIENTO

SECTOR DESCENTRALIZADO

ENERO - DICIEMBRE 2007

EXPRESADO EN RD$

5140 INSTITUTO NACIONAL DEL TABACO

OBJETO DEL GASTO	FUENTES INTERNAS			FUENTES EXTERNAS			TOTAL GENERAL
	FONDOS PROPIOS	TRANSFERENCIAS	TOTAL FUENTES	CREDITO EXTERNO	DONACIONES EXTERNAS	TOTAL FUENTES	
1 SERVICIOS PERSONALES	24,552,019	128,694,448	153,246,467				153,246,467
2 SERVICIOS NO PERSONALES	16,873,889	17,866,802	34,740,691				34,740,691
3 MATERIALES Y SUMINISTROS	13,751,832	20,405,475	34,157,307				34,157,307
4 TRANSFERENCIAS CORRIENTES	1,061,507	1,988,707	3,050,214				3,050,214
6 ACTIVOS NO FINANCIEROS	17,801,351	7,096,792	24,898,143				24,898,143
7 ACTIVOS FINANCIEROS	2,525,190	33,041,512	35,566,702				35,566,702
8 PASIVOS FINANCIEROS	27,905,011	34,513,560	62,418,571				62,418,571
TOTALES	**104,470,799**	**243,607,296**	**348,078,095**				**348,078,095**

OFICINA NACIONAL DE PRESUPUESTO

CLASIFICACION POR OBJETO Y CUENTA DEL GASTO

SECTOR DESCENTRALIZADO

ENERO - DICIEMBRE 2007

(valores en RD$)

5140 INSTITUTO NACIONAL DEL TABACO

CODIGO	DESCRIPCION	COMPROMISO	DEVENGADO	PAGADO
1	**SERVICIOS PERSONALES**		**153,246,467**	**133,123,745**
1 1	SUELDOS PARA CARGOS FIJOS		94,994,384	80,660,295
1 2	SUELDOS PERSONAL TEMPORERO		26,684,904	25,616,927
1 4	JORNALES		8,349,238	8,349,238
1 5	HONORARIOS		642,466	642,466
1 6	DIETAS Y GASTOS DE REPRESENTACIÓN		94,973	94,973
1 8	GRATIFICACIONES Y BONIFICACIONES		12,164,073	12,164,073
1 9	CONTRIBUCIONES A LA SEGURIDAD SOCIAL		10,316,429	5,595,773
2	**SERVICIOS NO PERSONALES**		**34,740,691**	**34,708,817**
2 1	SERVICIOS DE COMUNICACIONES		2,156,867	2,156,867
2 2	SERVICIOS BÁSICOS		1,667,664	1,667,664
2 3	PUBLICIDAD, IMPRESIÓN Y ENCUADERNACIÓN		2,372,170	2,372,170
2 4	VIÁTICOS		3,312,951	3,301,717
2 5	TRANSPORTE Y ALMACENAJE		293,858	293,858
2 6	ALQUILERES		15,814,893	15,814,893
2 7	SEGUROS		891,242	891,242
2 8	CONSERV., REPS. MENORES Y CONSTS. TEMP.		1,718,178	1,718,178
2 9	OTROS SERVICIOS NO PERSONALES		6,512,868	6,492,228
3	**MATERIALES Y SUMINISTROS**		**34,157,307**	**10,780,526**
3 1	ALIMENTOS Y PRODUCTOS AGROFORESTALES		2,232,907	1,009,843
3 2	TEXTILES Y VESTUARIO		2,450	2,450
3 3	PRODUCTOS DE PAPEL, CARTÓN E IMPRESOS		211,650	211,650
3 4	COMBUSTIBLES, LUBRICANTES, PROD. QUÍMICOS Y C.		30,638,166	8,543,533
3 9	PRODUCTOS Y ÚTILES VARIOS		1,072,134	1,013,050
4	**TRANSFERENCIAS CORRIENTES**		**3,050,214**	**3,050,214**
4 2	TRANSFERENCIAS CORRIENTES AL SECTOR PRIVADO		3,050,214	3,050,214
6	**ACTIVOS NO FINANCIEROS**		**24,898,143**	**16,209,558**
6 1	MAQUINARIA Y EQUIPO		1,820,610	18,570
6 2	INMUEBLES		301,648	
6 3	CONSTRUCCIONES Y MEJORAS		9,072,231	2,491,434
6 9	OTROS ACTIVOS		13,703,654	13,699,554
7	**ACTIVOS FINANCIEROS**		**35,566,702**	**2,146,000**
7 1	CONCESIÓN DE PRESTAMOS INTERNOS		2,146,000	2,146,000
7 4	INCREMENTO DE OTROS ACTIVOS FINANCIEROS		33,420,702	
8	**PASIVOS FINANCIEROS**		**62,418,571**	**103,384,008**
8 1	AMORTIZACIÓN DE PRÉSTAMOS INTERNOS		7,676,349	7,676,349

OFICINA NACIONAL DE PRESUPUESTO

CLASIFICACION POR OBJETO Y CUENTA DEL GASTO

SECTOR DESCENTRALIZADO

ENERO - DICIEMBRE 2007

(valores en RD$)

5140 INSTITUTO NACIONAL DEL TABACO

CODIGO	DESCRIPCION	COMPROMISO	DEVENGADO	PAGADO
8	**PASIVOS FINANCIEROS**		**62,418,571**	**103,384,008**
8 7	DISMINUCIÓN DE PASIVOS CON PROVEEDORES		54,742,222	95,707,659
	TOTALES		**348,078,095**	**303,402,868**

OFICINA NACIONAL DE PRESUPUESTO

Distribución Programatica del Presupuesto

Año 2007

INSTITUTO NACIONAL DEL TABACO

DEVENGADO

PRG	SUB PRG	PROY	ACTIVIDADES OBRAS	DENOMINACION	MONTO
01		00		**ACTIVIDADES CENTRALES**	120,101,065
	00			**N/A**	120,101,065
			01	DIRECCION EJECUTIVA, COORD. INST., GESTION ADM., FINANCIERA, PLANIF	101,417,770
			02	DESARROLLO Y EXPANSION COMERCIAL	4,096,767
			03	RELACION INDUSTRIAL, MANEJO POST-COSECHA Y OPERACION TABACO, PR	4,255,322
			04	ACTIVIDADES CONEXAS (CONSULTORIAS, ASESORIA TECNICA, AUDITORIA	5,281,288
			05	PLAN CONSOLIDADO DE ERRADICACION Y CONTROL DE LA PIRATERIA Y FA	5,049,918
12		00		**PRODUCCION AGRICOLA**	174,277,154
	00			**N/A**	174,277,154
			01	DIRECCION Y COORDINACION DEL PROGRAMA	67,597,643
			02	SERVICIOS DE INVESTIGACION Y EXPERIMENTACION	10,980,453
			03	SERVICIOS DE SOPORTE A LA PRODUCCION E INCREMENTO DE LA PRODUCT	25,246,982
			04	SERVICIOS DE EXTENSION, ASISTENCIA TECNICA, DIVULGACION, CAPACIT	70,350,251
			05	PLAN CONTINUADO DE MODERNIZACION Y RESCATE DE ESTACIONES Y CA	101,825
99		00		**ADMINISTRACION DE TRANSFERENCIAS AL SECTOR TABACALERO**	53,699,876
	00			**N/A**	53,699,876
			00	ADMINISTRACION DE TRANSFERENCIAS AL SECTOR TABACALERO	53,699,876
				TOTAL	348,078,095

INSTITUTO DE DESARROLLO Y CREDITO COOPERATIVO

DIGEPRES
Dirección General de Presupuesto

OFICINA NACIONAL DE PRESUPUESTO

CLASIFICACION ECONOMICA DE INGRESOS

TODAS LAS INSTITUCIONES

2007

(Expresado en RD$)

5143 INSTITUTO DE DESARROLLO Y CRÉDITO COOPERATIVO

CUENTA	DENOMINACION	MONTO
412	**TRANSFERENCIAS CORRIENTES DE LA ADMINISTRACION CENTRAL**	**260,164,822.00**
412–001	DE LA ADMINISTRACIÓN CENTRAL	260,164,822.00
422	**TRANSFERENCIAS DE CAPITAL DE LA ADMINISTRACIÓN CENTRAL**	**4,500,000.00**
422–001	DE LA ADMINISTRACIÓN CENTRAL	4,500,000.00
522	**VENTA DE SERVICIOS DE EMPRESAS PÚBLICAS NO FINANCIERAS**	**171,600.00**
522–001	VENTAS DE SERVICIOS	171,600.00
534	**ALQUILERES**	**227,631.00**
534–001	ALQUILERES O ARRENDAMIENTOS DE BIENES INMUEBLES	227,631.00
599	**OTROS INGRESOS NO IDENTIFICADOS**	**1,207,045.00**
599–001	OTROS INGRESOS NO ESPECIFICADOS	1,207,045.00
741	**DISMINUCIÓN DE CAJA Y BANCOS**	**3,002,409.00**
741–001	DISMINUCIÓN DE CAJA Y BANCOS	3,002,409.00
812	**OBTENCIÓN DE PRÉSTAMOS DE CORTO PLAZO DEL SECTOR PÚBLICO**	**105,118.00**
812–001	OBTENCIÓN DE PRÉSTAMOS DE CORTO PLAZO DEL SECTOR PÚBLICO	105,118.00
841	**INCREMENTO DE CUENTAS POR PAGAR INTERNAS, DE CORTO PLAZO**	**40,460,708.00**
841–001	INCREMENTO DE CUENTAS POR PAGAR INTERNAS, DE CORTO PLAZO	40,460,708.00
	TOTAL GENERAL	**309,839,333**

OFICINA NACIONAL DE PRESUPUESTO

CLASIFICACION ECONOMICA DEL GASTO

INSTITUCIONES PUBLICAS DESCENTRALIZADAS O AUTONOMAS

Desde 01/01/2007 Hasta 31/12/2007

(Expresado en RD$)

DEVENGADO

5143 INSTITUTO DE DESARROLLO Y CRÉDITO COOPERATIVO

CUENTA	DENOMINACION	MONTO
2 1	**GASTOS CORRIENTES**	**263,740,872**
2 1 2	**GASTOS DE CONSUMO**	**263,055,871**
2 1 2 1	REMUNERACIONES A EMPLEADOS	214,076,461
2 1 2 2	BIENES Y SERVICIOS	48,979,410
2 1 4	**PRESTACIONES SOCIALES**	**7,000**
2 1 4 1	PRESTACIONES DE LA SEGURIDAD SOCIAL	7,000
2 1 5	**TRANSFERENCIAS CORRIENTES**	**678,001**
2 1 5 1	AL SECTOR PRIVADO	678,001
2 2	**GASTOS DE CAPITAL**	**14,554,556**
2 2 1	**INVERSIÓN REAL DIRECTA**	**14,554,556**
2 2 1 1	MAQUINARIAS Y EQUIPOS	7,354,032
2 2 1 2	CONSTRUCCIONES	7,200,524
I	**TOTAL GASTOS**	**278,295,428**
2 3	**APLICACIONES FINANCIERAS**	**31,543,905**
2 3 1	**ACTIVOS FINANCIEROS**	**2,549,830**
2 3 1 2	COMPRA DE TÍTULOS Y VALORES	2,549,830
2 3 3	**OTRAS APLICACIONES FINANCIERAS**	**28,994,075**
2 3 3 1	INCREMENTO DE CAJA Y BANCOS	17,176,548
2 3 3 3	DISMINUCIÓN DE CUENTAS POR PAGAR	11,817,527
II	**TOTAL APLICACIONES FINANCIERAS**	**31,543,905**
III = I + II	TOTAL GENERAL	**309,839,333**

OFICINA NACIONAL DE PRESUPUESTO

CLASIFICACION POR OBJETO DEL GASTO Y FUENTES DE FINANCIAMIENTO

SECTOR DESCENTRALIZADO

ENERO - DICIEMBRE 2007

EXPRESADO EN RD$

5143 INSTITUTO DE DESARROLLO Y CRÉDITO COOPERATIVO

OBJETO DEL GASTO	FUENTES INTERNAS			FUENTES EXTERNAS			TOTAL GENERAL
	FONDOS PROPIOS	TRANSFERENCIAS	TOTAL FUENTES	CREDITO EXTERNO	DONACIONES EXTERNAS	TOTAL FUENTES	
1 SERVICIOS PERSONALES	26,579,677	187,496,784	214,076,461				214,076,461
2 SERVICIOS NO PERSONALES	4,084,096	30,283,297	34,367,393				34,367,393
3 MATERIALES Y SUMINISTROS	1,855,991	12,756,026	14,612,017				14,612,017
4 TRANSFERENCIAS CORRIENTES	25,500	659,501	685,001				685,001
6 ACTIVOS NO FINANCIEROS	9,367,726	5,186,830	14,554,556				14,554,556
7 ACTIVOS FINANCIEROS	1,757,556	17,968,822	19,726,378				19,726,378
8 PASIVOS FINANCIEROS	1,503,965	10,313,562	11,817,527				11,817,527
TOTALES	**45,174,511**	**264,664,822**	**309,839,333**				**309,839,333**

OFICINA NACIONAL DE PRESUPUESTO

CLASIFICACION POR OBJETO Y CUENTA DEL GASTO

SECTOR DESCENTRALIZADO

ENERO - DICIEMBRE 2007

(valores en RD$)

5143 INSTITUTO DE DESARROLLO Y CRÉDITO COOPERATIVO

CODIGO	DESCRIPCION	COMPROMISO	DEVENGADO	PAGADO
1	**SERVICIOS PERSONALES**		**214,076,461**	**187,916,859**
1 1	SUELDOS PARA CARGOS FIJOS		131,586,365	131,586,365
1 2	SUELDOS PERSONAL TEMPORERO		29,759,603	29,759,603
1 3	SOBRESUELDOS		2,152,464	2,152,464
1 4	JORNALES		70,212	70,212
1 5	HONORARIOS		5,049,389	3,964,389
1 6	DIETAS Y GASTOS DE REPRESENTACIÓN		10,450	10,450
1 8	GRATIFICACIONES Y BONIFICACIONES		19,831,662	15,652,063
1 9	CONTRIBUCIONES A LA SEGURIDAD SOCIAL		25,616,316	4,721,313
2	**SERVICIOS NO PERSONALES**		**34,367,393**	**12,890,631**
2 1	SERVICIOS DE COMUNICACIONES		2,114,778	403,752
2 2	SERVICIOS BÁSICOS		4,819,462	219,446
2 3	PUBLICIDAD, IMPRESIÓN Y ENCUADERNACIÓN		4,363,266	1,730,223
2 4	VIÁTICOS		3,293,733	3,293,733
2 5	TRANSPORTE Y ALMACENAJE		247,017	244,697
2 6	ALQUILERES		2,051,535	1,680,744
2 7	SEGUROS		2,198,144	1,145,454
2 8	CONSERV., REPS. MENORES Y CONSTS. TEMP.		2,624,441	1,808,950
2 9	OTROS SERVICIOS NO PERSONALES		12,655,017	2,363,632
3	**MATERIALES Y SUMINISTROS**		**14,612,017**	**5,707,356**
3 1	ALIMENTOS Y PRODUCTOS AGROFORESTALES		4,153,983	3,962,614
3 2	TEXTILES Y VESTUARIO		369,900	117,084
3 3	PRODUCTOS DE PAPEL, CARTÓN E IMPRESOS		570,766	294,324
3 4	COMBUSTIBLES, LUBRICANTES, PROD. QUÍMICOS Y C.		6,398,936	758,132
3 9	PRODUCTOS Y ÚTILES VARIOS		3,118,432	575,202
4	**TRANSFERENCIAS CORRIENTES**		**685,001**	**685,001**
4 1	PRESTACIONES DE LA SEGURIDAD SOCIAL		7,000	7,000
4 2	TRANSFERENCIAS CORRIENTES AL SECTOR PRIVADO		678,001	678,001
6	**ACTIVOS NO FINANCIEROS**		**14,554,556**	**2,741,486**
6 1	MAQUINARIA Y EQUIPO		7,354,032	2,291,486
6 3	CONSTRUCCIONES Y MEJORAS		7,200,524	450,000
7	**ACTIVOS FINANCIEROS**		**19,726,378**	
7 2	COMPRA DE TÍTULOS Y VALORES		2,549,830	
7 4	INCREMENTO DE OTROS ACTIVOS FINANCIEROS		17,176,548	
8	**PASIVOS FINANCIEROS**		**11,817,527**	**39,710,913**
8 7	DISMINUCIÓN DE PASIVOS CON PROVEEDORES		11,817,527	39,710,913
	TOTALES		**309,839,333**	**249,652,246**

OFICINA NACIONAL DE PRESUPUESTO

Distribución Programatica del Presupuesto

Año 2007

INSTITUTO DE DESARROLLO Y CRÉDITO COOPERATIVO

DEVENGADO

PRG	SUB PRG	PROY	ACTIVIDADES OBRAS	DENOMINACION	MONTO
01		00		**ACTIVIDAD CENTRAL**	184,355,193
	00			**N/A**	184,355,193
			01	DIRECCION GENERAL Y COORDINACION INSTITUCIONAL	73,394,483
			02	DIRECCION FINANCIERA	110,960,710
11		00		**FOMENTO Y DESARROLLO COOPERATIVO**	85,622,555
	00			**N/A**	85,622,555
			01	SUPERVISION GENERAL, APLICACION DE POLITICAS DE DESARROLLO A TR	77,756,056
			02	EDUCACION Y CAPACITACION	2,652,485
			03	ASISTENCIA TECNICA	5,110,144
		11		PROYECTO PESQUERO	103,870
			01	FOMENTO Y DESARROLLO DEL SECTOR PESQUERO	103,870
12		00		**FIZCALIZACION EN LAS COOPERARIVAS**	7,632,679
	00			**N/A**	7,632,679
			01	FIZCALIZAR, INSPECCIONAR Y AUDITAR A LAS COOPERATIVAS DE TODO EL	7,632,679
99		00		**ADMINISTRACION DE TRANSFERENCIAS, ACTIVOS Y PASIVOS FINA**	32,228,906
	00			**N/A**	32,228,906
			00	N/A	32,228,906
				TOTAL	309,839,333

FONDO ESPECIAL DE DESARROLLO AGROPECUARIO

DIGEPRES
Dirección General de Presupuesto

OFICINA NACIONAL DE PRESUPUESTO

CLASIFICACION ECONOMICA DE INGRESOS

TODAS LAS INSTITUCIONES

2007

(Expresado en RD$)

5144 FONDO ESPECIAL PARA EL DESARROLLO AGROPECUARIO

CUENTA	DENOMINACION	MONTO
412	**TRANSFERENCIAS CORRIENTES DE LA ADMINISTRACION CENTRAL**	**255,084,609.00**
412–001	DE LA ADMINISTRACIÓN CENTRAL	255,084,609.00
421	**TRANSFERENCIAS DE CAPITAL DEL SECTOR PRIVADO INTERNO**	**3,276,260.00**
421–001	DEL SECTOR PRIVADO INTERNO	3,276,260.00
422	**TRANSFERENCIAS DE CAPITAL DE LA ADMINISTRACIÓN CENTRAL**	**1,194,190.00**
422–001	DE LA ADMINISTRACIÓN CENTRAL	1,194,190.00
599	**OTROS INGRESOS NO IDENTIFICADOS**	**877.00**
599–001	OTROS INGRESOS NO ESPECIFICADOS	877.00
614	**VENTA DE SEMOVIENTES**	**761,091.00**
614–001	VENTA DE SEMOVIENTES	761,091.00
741	**DISMINUCIÓN DE CAJA Y BANCOS**	**1,924,297.00**
741–001	DISMINUCIÓN DE CAJA Y BANCOS	1,924,297.00
742	**DISMINUCIÓN DE CUENTAS POR COBRAR A CORTO PLAZO**	**233,217.00**
742–001	DISMINUCIÓN DE CUENTAS POR COBRAR A CORTO PLAZO	233,217.00
841	**INCREMENTO DE CUENTAS POR PAGAR INTERNAS, DE CORTO PLAZO**	**17,664,858.00**
841–001	INCREMENTO DE CUENTAS POR PAGAR INTERNAS, DE CORTO PLAZO	17,664,858.00
842	**INCREMENTO DE CUENTAS POR PAGAR INTERNAS, DE LARGO PLAZO**	**26,159,763.00**
842–001	INCREMENTO DE CUENTAS POR PAGAR INTERNAS, DE LARGO PLAZO	26,159,763.00
	TOTAL GENERAL	**306,299,162**

OFICINA NACIONAL DE PRESUPUESTO

CLASIFICACION ECONOMICA DEL GASTO

INSTITUCIONES PUBLICAS DESCENTRALIZADAS O AUTONOMAS

Desde 01/01/2007 Hasta 31/12/2007

(Expresado en RD$)

DEVENGADO

5144 FONDO ESPECIAL PARA EL DESARROLLO AGROPECUARIO

CUENTA	DENOMINACION	MONTO
2 1	**GASTOS CORRIENTES**	**240,583,939**
2 1 2	**GASTOS DE CONSUMO**	**237,099,882**
2 1 2 1	REMUNERACIONES A EMPLEADOS	227,798,169
2 1 2 2	BIENES Y SERVICIOS	9,301,713
2 1 3	**INTERESES**	**19,660**
2 1 3 1	INTERESES DEUDA INTERNA	19,660
2 1 4	**PRESTACIONES SOCIALES**	**2,166,942**
2 1 4 1	PRESTACIONES DE LA SEGURIDAD SOCIAL	2,166,942
2 1 5	**TRANSFERENCIAS CORRIENTES**	**1,297,455**
2 1 5 1	AL SECTOR PRIVADO	1,297,455
2 2	**GASTOS DE CAPITAL**	**7,490,299**
2 2 1	**INVERSIÓN REAL DIRECTA**	**7,490,299**
2 2 1 1	MAQUINARIAS Y EQUIPOS	222,516
2 2 1 2	CONSTRUCCIONES	2,197,191
2 2 1 7	OTROS ACTIVOS NO FINANCIEROS	5,070,592
I	**TOTAL GASTOS**	**248,074,238**
2 3	**APLICACIONES FINANCIERAS**	**58,224,924**
2 3 1	**ACTIVOS FINANCIEROS**	**2,429,386**
2 3 1 1	CONCESIÓN DE PRÉSTAMOS	2,429,386
2 3 3	**OTRAS APLICACIONES FINANCIERAS**	**55,795,538**
2 3 3 1	INCREMENTO DE CAJA Y BANCOS	39,175,464
2 3 3 3	DISMINUCIÓN DE CUENTAS POR PAGAR	16,620,074
II	**TOTAL APLICACIONES FINANCIERAS**	**58,224,924**
III = I + II	TOTAL GENERAL	**306,299,162**

OFICINA NACIONAL DE PRESUPUESTO

CLASIFICACION POR OBJETO DEL GASTO Y FUENTES DE FINANCIAMIENTO

SECTOR DESCENTRALIZADO

ENERO - DICIEMBRE 2007

EXPRESADO EN RD$

5144 FONDO ESPECIAL PARA EL DESARROLLO AGROPECUARIO

OBJETO DEL GASTO	FUENTES INTERNAS			FUENTES EXTERNAS			TOTAL GENERAL
	FONDOS PROPIOS	TRANSFERENCIAS	TOTAL FUENTES	CREDITO EXTERNO	DONACIONES EXTERNAS	TOTAL FUENTES	
1 SERVICIOS PERSONALES	41,018,559	186,779,610	227,798,169				227,798,169
2 SERVICIOS NO PERSONALES	1,083,322	4,040,387	5,123,709				5,123,709
3 MATERIALES Y SUMINISTROS	646,625	3,531,379	4,178,004				4,178,004
4 TRANSFERENCIAS CORRIENTES	296,189	3,168,208	3,464,397				3,464,397
6 ACTIVOS NO FINANCIEROS	1,647,001	5,843,298	7,490,299				7,490,299
7 ACTIVOS FINANCIEROS	2,052,407	39,552,443	41,604,850				41,604,850
8 PASIVOS FINANCIEROS		16,620,074	16,620,074				16,620,074
9 GASTOS FINANCIEROS		19,660	19,660				19,660
TOTALES	**46,744,103**	**259,555,059**	**306,299,162**				**306,299,162**

OFICINA NACIONAL DE PRESUPUESTO

CLASIFICACION POR OBJETO Y CUENTA DEL GASTO

SECTOR DESCENTRALIZADO

ENERO - DICIEMBRE 2007

(valores en RD$)

5144 FONDO ESPECIAL PARA EL DESARROLLO AGROPECUARIO

CODIGO	DESCRIPCION	COMPROMISO	DEVENGADO	PAGADO
1	**SERVICIOS PERSONALES**		**227,798,169**	**90,760,779**
1 1	SUELDOS PARA CARGOS FIJOS		194,726,619	74,360,225
1 3	SOBRESUELDOS		801,425	801,425
1 5	HONORARIOS		214,665	214,665
1 6	DIETAS Y GASTOS DE REPRESENTACIÓN		255,000	255,000
1 8	GRATIFICACIONES Y BONIFICACIONES		6,282,521	6,259,787
1 9	CONTRIBUCIONES A LA SEGURIDAD SOCIAL		25,517,939	8,869,677
2	**SERVICIOS NO PERSONALES**		**5,123,709**	**4,468,437**
2 1	SERVICIOS DE COMUNICACIONES		539,711	539,711
2 2	SERVICIOS BÁSICOS		1,200,000	1,100,000
2 3	PUBLICIDAD, IMPRESIÓN Y ENCUADERNACIÓN		114,471	114,471
2 4	VIÁTICOS		392,244	391,044
2 5	TRANSPORTE Y ALMACENAJE		239,885	239,885
2 6	ALQUILERES		54,440	54,440
2 7	SEGUROS		1,344,031	852,871
2 8	CONSERV., REPS. MENORES Y CONSTS. TEMP.		848,901	785,989
2 9	OTROS SERVICIOS NO PERSONALES		390,026	390,026
3	**MATERIALES Y SUMINISTROS**		**4,178,004**	**3,473,452**
3 1	ALIMENTOS Y PRODUCTOS AGROFORESTALES		755,791	714,216
3 2	TEXTILES Y VESTUARIO		54,988	54,988
3 3	PRODUCTOS DE PAPEL, CARTÓN E IMPRESOS		247,893	28,586
3 4	COMBUSTIBLES, LUBRICANTES, PROD. QUÍMICOS Y C.		2,355,934	2,137,891
3 5	PRODUCTOS DE CUERO, CAUCHO Y PLASTICO		61,067	26,770
3 6	PRODUCTOS DE MINERALES METALICOS Y NO METALICOS		21,923	19,899
3 9	PRODUCTOS Y ÚTILES VARIOS		680,408	491,102
4	**TRANSFERENCIAS CORRIENTES**		**3,464,397**	**3,464,397**
4 1	PRESTACIONES DE LA SEGURIDAD SOCIAL		2,166,942	2,166,942
4 2	TRANSFERENCIAS CORRIENTES AL SECTOR PRIVADO		1,297,455	1,297,455
6	**ACTIVOS NO FINANCIEROS**		**7,490,299**	**4,405,388**
6 1	MAQUINARIA Y EQUIPO		222,516	80,240
6 3	CONSTRUCCIONES Y MEJORAS		2,197,191	930,181
6 9	OTROS ACTIVOS		5,070,592	3,394,967
7	**ACTIVOS FINANCIEROS**		**41,604,850**	**2,360,254**
7 1	CONCESIÓN DE PRESTAMOS INTERNOS		2,429,386	2,360,254
7 4	INCREMENTO DE OTROS ACTIVOS FINANCIEROS		39,175,464	
8	**PASIVOS FINANCIEROS**		**16,620,074**	**144,053,812**

OFICINA NACIONAL DE PRESUPUESTO

CLASIFICACION POR OBJETO Y CUENTA DEL GASTO

SECTOR DESCENTRALIZADO

ENERO - DICIEMBRE 2007

(valores en RD$)

5144 FONDO ESPECIAL PARA EL DESARROLLO AGROPECUARIO

CODIGO	DESCRIPCION	COMPROMISO	DEVENGADO	PAGADO
8	**PASIVOS FINANCIEROS**		**16,620,074**	**144,053,812**
8 7	DISMINUCIÓN DE PASIVOS CON PROVEEDORES		16,620,074	144,053,812
9	**GASTOS FINANCIEROS**		**19,660**	**19,660**
9 1	INTERESES DEUDA INTERNA		19,660	19,660
	TOTALES		**306,299,162**	**253,006,179**

OFICINA NACIONAL DE PRESUPUESTO

Distribución Programatica del Presupuesto

Año 2007

FONDO ESPECIAL PARA EL DESARROLLO AGROPECUARI

DEVENGADO

PRG	SUB PRG	PROY	ACTIVIDADES OBRAS	DENOMINACION	MONTO
01		00		**DIRECCION EJECUTIVA Y COORDINACION INSTITUCIONAL**	245,191,200
	00			**N/A**	245,191,200
			01	DIRECCION Y COORDINACION	245,191,200
11		11		**FOMENTO AL DESARROLLO AGROPECUARIO**	1,828,367
	00			**N/A**	1,828,367
		11		ESTUDIO PARA PROGRAMA DE MODERNIZACION AGRICOLA	1,828,367
			51	LEVANTAMIENTO DE INFORMACIONES Y PREPARACION DE DOC.	1,828,367
99		00		**ADMINISTRACION DE TRANSFERENCIAS, ACTIVOS Y PASIVOS FINA**	59,279,595
	00			**N/A**	59,279,595
			00	ADMINISTRACION DE TRANSFERENCIAS, ACTIVOS Y PASIVOS FINANCIEROS	59,279,595
				TOTAL	306,299,162

SUPERINTENDENCIA DE VALORES

DIGEPRES
Dirección General de Presupuesto

OFICINA NACIONAL DE PRESUPUESTO

CLASIFICACION ECONOMICA DE INGRESOS

TODAS LAS INSTITUCIONES

2007

(Expresado en RD$)

5145 SUPERINTENDENCIA DE VALORES

CUENTA	DENOMINACION	MONTO
412	**TRANSFERENCIAS CORRIENTES DE LA ADMINISTRACION CENTRAL**	**44,603,738.00**
412–001	DE LA ADMINISTRACIÓN CENTRAL	44,603,738.00
413	**TRANSFERENCIAS CORRIENTES DE INSTITUCIONES PÚBLICAS DESCENTRALIZADAS**	**3,225,000.00**
413–001	DE INSTITUCIONES PÚBLICAS DESCENTRALIZADAS O AUTÓNOMAS	3,225,000.00
417	**TRANSFERENCIAS CORRIENTES DE INSTITUCIONES PÚBLICAS FINANCIERAS**	**71,579,998.00**
417–001	DE INSTITUCIONES PÚBLICAS FINANCIERAS	71,579,998.00
422	**TRANSFERENCIAS DE CAPITAL DE LA ADMINISTRACIÓN CENTRAL**	**7,127,993.00**
422–001	DE LA ADMINISTRACIÓN CENTRAL	7,127,993.00
523	**VENTAS DE SERVICIOS DE LAS INSTITUCIONES PUBLICAS FINANCIERAS**	**129,968.00**
523–001	DE LAS INSTITUCIONES PÚBLICAS FINANCIERAS	129,968.00
532	**INTERESES**	**734,191.00**
532–001	INTERESES PERCIBIDOS	734,191.00
533	**DERECHOS SOBRE BIENES INTANGIBLES**	**3,410,500.00**
533–001	DERECHOS SOBRE BIENES INTANGIBLES	3,410,500.00
592	**MULTAS**	**100,000.00**
592–001	MULTAS	100,000.00
599	**OTROS INGRESOS NO IDENTIFICADOS**	**2,153,885.00**
599–001	OTROS INGRESOS NO ESPECIFICADOS	2,153,885.00
712	**RECUPERACIÓN DE PRÉSTAMOS DE CORTO PLAZO DEL SECTOR PÚBLICO**	**844,520.00**
712–001	RECUPERACIÓN DE PRÉSTAMOS DE CORTO PLAZO DEL SECTOR PÚBLICO	844,520.00
714	**RECUPERACIÓN DE PRÉSTAMOS DE LARGO PLAZO DEL SECTOR PÚBLICO**	**1,829,550.00**
714–001	RECUPERACIÓN DE PRÉSTAMOS DE LARGO PLAZO DEL SECTOR PÚBLICO	1,829,550.00
741	**DISMINUCIÓN DE CAJA Y BANCOS**	**13,400,549.00**
741–001	DISMINUCIÓN DE CAJA Y BANCOS	13,400,549.00
841	**INCREMENTO DE CUENTAS POR PAGAR INTERNAS, DE CORTO PLAZO**	**6,480,771.00**
841–001	INCREMENTO DE CUENTAS POR PAGAR INTERNAS, DE CORTO PLAZO	6,480,771.00
	TOTAL GENERAL	**155,620,663**

OFICINA NACIONAL DE PRESUPUESTO

CLASIFICACION ECONOMICA DEL GASTO

INSTITUCIONES PUBLICAS DESCENTRALIZADAS O AUTONOMAS

Desde 01/01/2007 Hasta 31/12/2007

(Expresado en RD$)

DEVENGADO

5145 SUPERINTENDENCIA DE VALORES

CUENTA	DENOMINACION	MONTO
2 1	**GASTOS CORRIENTES**	**138,752,244**
2 1 2	**GASTOS DE CONSUMO**	**135,075,039**
2 1 2 1	REMUNERACIONES A EMPLEADOS	98,465,227
2 1 2 2	BIENES Y SERVICIOS	36,609,812
2 1 5	**TRANSFERENCIAS CORRIENTES**	**3,677,205**
2 1 5 1	AL SECTOR PRIVADO	3,133,785
2 1 5 2	AL SECTOR PÚBLICO	17,600
2 1 5 4	DONACIONES AL EXTERIOR	525,820
2 2	**GASTOS DE CAPITAL**	**2,594,875**
2 2 1	**INVERSIÓN REAL DIRECTA**	**2,594,875**
2 2 1 1	MAQUINARIAS Y EQUIPOS	2,200,885
2 2 1 7	OTROS ACTIVOS NO FINANCIEROS	393,990
I	**TOTAL GASTOS**	**141,347,119**
2 3	**APLICACIONES FINANCIERAS**	**14,273,544**
2 3 1	**ACTIVOS FINANCIEROS**	**69,219**
2 3 1 1	CONCESIÓN DE PRÉSTAMOS	69,219
2 3 3	**OTRAS APLICACIONES FINANCIERAS**	**14,204,325**
2 3 3 1	INCREMENTO DE CAJA Y BANCOS	14,204,325
2 3 3 3	DISMINUCIÓN DE CUENTAS POR PAGAR	
II	**TOTAL APLICACIONES FINANCIERAS**	**14,273,544**
III = I + II	TOTAL GENERAL	**155,620,663**

OFICINA NACIONAL DE PRESUPUESTO

CLASIFICACION POR OBJETO DEL GASTO Y FUENTES DE FINANCIAMIENTO

SECTOR DESCENTRALIZADO

ENERO - DICIEMBRE 2007

EXPRESADO EN RD$

5145 SUPERINTENDENCIA DE VALORES

OBJETO DEL GASTO	FUENTES INTERNAS			FUENTES EXTERNAS			TOTAL GENERAL
	FONDOS PROPIOS	TRANSFERENCIAS	TOTAL FUENTES	CREDITO EXTERNO	DONACIONES EXTERNAS	TOTAL FUENTES	
1 SERVICIOS PERSONALES	13,163,053	85,302,174	98,465,227				98,465,227
2 SERVICIOS NO PERSONALES	8,131,845	20,962,838	29,094,683				29,094,683
3 MATERIALES Y SUMINISTROS	1,664,025	5,851,104	7,515,129				7,515,129
4 TRANSFERENCIAS CORRIENTES	448,873	3,228,332	3,677,205				3,677,205
6 ACTIVOS NO FINANCIEROS	24,036	2,570,839	2,594,875				2,594,875
7 ACTIVOS FINANCIEROS	5,652,102	8,621,442	14,273,544				14,273,544
8 PASIVOS FINANCIEROS							
TOTALES	**29,083,934**	**126,536,729**	**155,620,663**				**155,620,663**

OFICINA NACIONAL DE PRESUPUESTO

CLASIFICACION POR OBJETO Y CUENTA DEL GASTO

SECTOR DESCENTRALIZADO

ENERO - DICIEMBRE 2007

(valores en RD$)

5145 SUPERINTENDENCIA DE VALORES

CODIGO	DESCRIPCION	COMPROMISO	DEVENGADO	PAGADO
1	**SERVICIOS PERSONALES**		**98,465,227**	**90,966,888**
1 1	SUELDOS PARA CARGOS FIJOS		47,145,922	45,859,873
1 2	SUELDOS PERSONAL TEMPORERO		772,562	754,609
1 3	SOBRESUELDOS		6,037,952	5,739,326
1 5	HONORARIOS		5,616,557	2,304,334
1 6	DIETAS Y GASTOS DE REPRESENTACIÓN		9,817,619	9,521,195
1 8	GRATIFICACIONES Y BONIFICACIONES		24,667,126	22,380,062
1 9	CONTRIBUCIONES A LA SEGURIDAD SOCIAL		4,407,489	4,407,489
2	**SERVICIOS NO PERSONALES**		**29,094,683**	**24,599,040**
2 1	SERVICIOS DE COMUNICACIONES		1,269,802	1,132,653
2 2	SERVICIOS BÁSICOS		2,637,271	2,314,685
2 3	PUBLICIDAD, IMPRESIÓN Y ENCUADERNACIÓN		3,138,279	2,621,331
2 4	VIÁTICOS		3,561,265	3,555,742
2 5	TRANSPORTE Y ALMACENAJE		2,368,878	2,354,095
2 6	ALQUILERES		379,244	135,304
2 7	SEGUROS		8,142,001	7,420,852
2 8	CONSERV., REPS. MENORES Y CONSTS. TEMP.		1,282,634	1,089,592
2 9	OTROS SERVICIOS NO PERSONALES		6,315,309	3,974,786
3	**MATERIALES Y SUMINISTROS**		**7,515,129**	**6,931,908**
3 1	ALIMENTOS Y PRODUCTOS AGROFORESTALES		2,187,055	2,083,327
3 2	TEXTILES Y VESTUARIO		556,545	324,025
3 3	PRODUCTOS DE PAPEL, CARTÓN E IMPRESOS		308,552	253,398
3 4	COMBUSTIBLES, LUBRICANTES, PROD. QUÍMICOS Y C.		2,096,226	1,998,698
3 5	PRODUCTOS DE CUERO, CAUCHO Y PLASTICO		285,527	279,113
3 6	PRODUCTOS DE MINERALES METALICOS Y NO METALICOS		82,119	80,048
3 9	PRODUCTOS Y ÚTILES VARIOS		1,999,105	1,913,299
4	**TRANSFERENCIAS CORRIENTES**		**3,677,205**	**3,544,868**
4 2	TRANSFERENCIAS CORRIENTES AL SECTOR PRIVADO		3,133,785	3,055,055
4 3	TRANSFERENCIAS CORRIENTES AL SECTOR PÚBLICO		17,600	17,600
4 4	TRANSFERENCIAS CORRIENTES AL SECTOR EXTERNO		525,820	472,213
6	**ACTIVOS NO FINANCIEROS**		**2,594,875**	**2,500,386**
6 1	MAQUINARIA Y EQUIPO		2,200,885	2,119,663
6 9	OTROS ACTIVOS		393,990	380,723
7	**ACTIVOS FINANCIEROS**		**14,273,544**	**69,219**
7 1	CONCESIÓN DE PRESTAMOS INTERNOS		69,219	69,219
7 4	INCREMENTO DE OTROS ACTIVOS FINANCIEROS		14,204,325	

OFICINA NACIONAL DE PRESUPUESTO

CLASIFICACION POR OBJETO Y CUENTA DEL GASTO

SECTOR DESCENTRALIZADO

ENERO - DICIEMBRE 2007

(valores en RD$)

5145 SUPERINTENDENCIA DE VALORES

CODIGO	DESCRIPCION	COMPROMISO	DEVENGADO	PAGADO
8	**PASIVOS FINANCIEROS**			**11,897,502**
8 7	DISMINUCIÓN DE PASIVOS CON PROVEEDORES			11,897,502
	TOTALES		**155,620,663**	**140,509,811**

OFICINA NACIONAL DE PRESUPUESTO

Distribución Programatica del Presupuesto

Año 2007

SUPERINTENDENCIA DE VALORES

DEVENGADO

PRG	SUB PRG	PROY	ACTIVIDADES OBRAS	DENOMINACION	MONTO
01		00		**ACTIVIDAD CENTRAL**	138,611,840
	00			**N/A**	138,611,840
			01	DIRECCION GERENCIAL Y ADMINISTRATIVA	138,611,840
99		00		**ADMINISTRACION DE TRANSFERENCIA DE ACTIVOS Y PASIVOS**	17,008,823
	00			**N/A**	17,008,823
			00	ADMINISTRACION DE TRASNFERENCIA DE ACTIVOS Y PASIVOS FINANCIERO	17,008,823
				TOTAL	155,620,663

PARQUE ZOOLOGICO NACIONAL

DIGEPRES
Dirección General de Presupuesto

OFICINA NACIONAL DE PRESUPUESTO

CLASIFICACION ECONOMICA DE INGRESOS

TODAS LAS INSTITUCIONES

2007

(Expresado en RD$)

5130 PARQUE ZOOLÓGICO NACIONAL

CUENTA	DENOMINACION	MONTO
411	**TRANSFERENCIAS CORRIENTES DEL SECTOR PRIVADO INTERNO**	**7,400.00**
411–001	TRANSFERENCIAS CORRIENTES DEL SECTOR PRIVADO	7,400.00
412	**TRANSFERENCIAS CORRIENTES DE LA ADMINISTRACION CENTRAL**	**16,245,444.00**
412–001	DE LA ADMINISTRACIÓN CENTRAL	16,245,444.00
421	**TRANSFERENCIAS DE CAPITAL DEL SECTOR PRIVADO INTERNO**	**1,373,469.00**
421–001	DEL SECTOR PRIVADO INTERNO	1,373,469.00
422	**TRANSFERENCIAS DE CAPITAL DE LA ADMINISTRACIÓN CENTRAL**	**9,166,668.00**
422–001	DE LA ADMINISTRACIÓN CENTRAL	9,166,668.00
521	**VENTAS DE SERVICIOS DEL GOBIERNO GENERAL**	**7,004,561.00**
521–001	VENTA DE SERVICIOS DEL ESTADO	7,004,561.00
534	**ALQUILERES**	**51,000.00**
534–001	ALQUILERES O ARRENDAMIENTOS DE BIENES INMUEBLES	51,000.00
711	**RECUPERACIÓN DE PRÉSTAMOS DE CORTO PLAZO DEL SECTOR PRIVADO**	**464,007.00**
711–001	RECUPERACIÓN DE PRÉSTAMOS DE CORTO PLAZO DEL SECTOR PRIVADO	464,007.00
741	**DISMINUCIÓN DE CAJA Y BANCOS**	**5,188,923.00**
741–001	DISMINUCIÓN DE CAJA Y BANCOS	5,188,923.00
841	**INCREMENTO DE CUENTAS POR PAGAR INTERNAS, DE CORTO PLAZO**	**808,203.00**
841–001	INCREMENTO DE CUENTAS POR PAGAR INTERNAS, DE CORTO PLAZO	808,203.00
	TOTAL GENERAL	**40,309,675**

OFICINA NACIONAL DE PRESUPUESTO

CLASIFICACION ECONOMICA DEL GASTO

INSTITUCIONES PUBLICAS DESCENTRALIZADAS O AUTONOMAS

Desde 01/01/2007 Hasta 31/12/2007

(Expresado en RD$)

DEVENGADO

5130 PARQUE ZOOLÓGICO NACIONAL

CUENTA	DENOMINACION	MONTO
2 1	GASTOS CORRIENTES	31,146,975
2 1 2	GASTOS DE CONSUMO	31,001,382
2 1 2 1	REMUNERACIONES A EMPLEADOS	14,483,600
2 1 2 2	BIENES Y SERVICIOS	16,517,782
2 1 5	TRANSFERENCIAS CORRIENTES	145,593
2 1 5 1	AL SECTOR PRIVADO	145,593
2 2	GASTOS DE CAPITAL	2,673,766
2 2 1	INVERSIÓN REAL DIRECTA	2,673,766
2 2 1 1	MAQUINARIAS Y EQUIPOS	2,673,766
I	TOTAL GASTOS	33,820,741
2 3	APLICACIONES FINANCIERAS	6,488,934
2 3 1	ACTIVOS FINANCIEROS	372,024
2 3 1 1	CONCESIÓN DE PRÉSTAMOS	372,024
2 3 3	OTRAS APLICACIONES FINANCIERAS	6,116,910
2 3 3 1	INCREMENTO DE CAJA Y BANCOS	2,204,311
2 3 3 3	DISMINUCIÓN DE CUENTAS POR PAGAR	3,912,599
II	TOTAL APLICACIONES FINANCIERAS	6,488,934
III = I + II	TOTAL GENERAL	40,309,675

OFICINA NACIONAL DE PRESUPUESTO

CLASIFICACION POR OBJETO DEL GASTO Y FUENTES DE FINANCIAMIENTO

SECTOR DESCENTRALIZADO

ENERO - DICIEMBRE 2007

EXPRESADO EN RD$

5130 PARQUE ZOOLÓGICO NACIONAL

OBJETO DEL GASTO	FUENTES INTERNAS			FUENTES EXTERNAS			TOTAL GENERAL
	FONDOS PROPIOS	TRANSFERENCIAS	TOTAL FUENTES	CREDITO EXTERNO	DONACIONES EXTERNAS	TOTAL FUENTES	
1 SERVICIOS PERSONALES	4,406,533	10,077,067	14,483,600				14,483,600
2 SERVICIOS NO PERSONALES	3,707,316	5,734,851	9,442,167				9,442,167
3 MATERIALES Y SUMINISTROS	1,895,752	5,179,863	7,075,615				7,075,615
4 TRANSFERENCIAS CORRIENTES	36,675	108,918	145,593				145,593
6 ACTIVOS NO FINANCIEROS	2,251,465	422,301	2,673,766				2,673,766
7 ACTIVOS FINANCIEROS	617,741	1,958,594	2,576,335				2,576,335
8 PASIVOS FINANCIEROS	601,212	3,311,387	3,912,599				3,912,599
TOTALES	**13,516,694**	**26,792,981**	**40,309,675**				**40,309,675**

OFICINA NACIONAL DE PRESUPUESTO

CLASIFICACION POR OBJETO Y CUENTA DEL GASTO

SECTOR DESCENTRALIZADO

ENERO - DICIEMBRE 2007

(valores en RD$)

5130 PARQUE ZOOLÓGICO NACIONAL

CODIGO	DESCRIPCION	COMPROMISO	DEVENGADO	PAGADO
1	**SERVICIOS PERSONALES**		**14,483,600**	**13,563,596**
1 1	SUELDOS PARA CARGOS FIJOS		11,147,389	10,519,290
1 2	SUELDOS PERSONAL TEMPORERO		375,721	375,721
1 3	SOBRESUELDOS		422,301	422,301
1 4	JORNALES		13,300	13,300
1 6	DIETAS Y GASTOS DE REPRESENTACIÓN		360,246	360,246
1 8	GRATIFICACIONES Y BONIFICACIONES		1,019,456	1,019,456
1 9	CONTRIBUCIONES A LA SEGURIDAD SOCIAL		1,145,187	853,282
2	**SERVICIOS NO PERSONALES**		**9,442,167**	**8,500,454**
2 1	SERVICIOS DE COMUNICACIONES		411,648	26,645
2 2	SERVICIOS BÁSICOS		136,925	65,298
2 3	PUBLICIDAD, IMPRESIÓN Y ENCUADERNACIÓN		251,293	139,568
2 4	VIÁTICOS		178,314	178,314
2 5	TRANSPORTE Y ALMACENAJE		58,977	58,977
2 6	ALQUILERES		15,993	15,993
2 7	SEGUROS		721,196	583,991
2 8	CONSERV., REPS. MENORES Y CONSTS. TEMP.		7,328,255	7,092,102
2 9	OTROS SERVICIOS NO PERSONALES		339,566	339,566
3	**MATERIALES Y SUMINISTROS**		**7,075,615**	**7,075,616**
3 1	ALIMENTOS Y PRODUCTOS AGROFORESTALES		4,282,643	4,282,643
3 2	TEXTILES Y VESTUARIO		124,752	124,752
3 3	PRODUCTOS DE PAPEL, CARTÓN E IMPRESOS		12,864	12,864
3 4	COMBUSTIBLES, LUBRICANTES, PROD. QUÍMICOS Y C.		1,541,662	1,541,662
3 5	PRODUCTOS DE CUERO, CAUCHO Y PLASTICO		223,793	223,793
3 6	PRODUCTOS DE MINERALES METALICOS Y NO METALICOS		253,903	253,903
3 9	PRODUCTOS Y ÚTILES VARIOS		635,998	635,999
4	**TRANSFERENCIAS CORRIENTES**		**145,593**	**145,593**
4 2	TRANSFERENCIAS CORRIENTES AL SECTOR PRIVADO		145,593	145,593
6	**ACTIVOS NO FINANCIEROS**		**2,673,766**	**2,603,119**
6 1	MAQUINARIA Y EQUIPO		2,673,766	2,603,119
7	**ACTIVOS FINANCIEROS**		**2,576,335**	**372,024**
7 1	CONCESIÓN DE PRESTAMOS INTERNOS		372,024	372,024
7 4	INCREMENTO DE OTROS ACTIVOS FINANCIEROS		2,204,311	
8	**PASIVOS FINANCIEROS**		**3,912,599**	**1,362,303**
8 7	DISMINUCIÓN DE PASIVOS CON PROVEEDORES		3,912,599	1,362,303
	TOTALES		**40,309,675**	**33,622,705**

OFICINA NACIONAL DE PRESUPUESTO

Distribución Programatica del Presupuesto

Año 2007

PARQUE ZOOLÓGICO NACIONAL

DEVENGADO

PRG	SUB PRG	PROY	ACTIVIDADES OBRAS	DENOMINACION	MONTO
01		00		**ACTIVIDAD CENTRAL**	2,344,125
	00			**N/A**	2,344,125
			01	ACTIVIDAD CENTRAL	2,344,125
11		00		**ENC. DEPTO.DE EDUCACION**	28,697,585
	00			**N/A**	28,697,585
			01	EDUCACION Y RECREACION	20,468,651
			02	CONSERVACION E INVESTIGACION DE LAS ESPECIES	8,228,934
99		00		**ADMINISTRACION DE TRANSFERENCIAS, ACTIVOS Y PASIVOS FINA**	9,267,965
	00			**N/A**	9,267,965
			00	N/A	9,267,965
				TOTAL	40,309,675

CONSEJO NACIONAL DE ZONAS FRANCAS

DIGEPRES
Dirección General de Presupuesto

OFICINA NACIONAL DE PRESUPUESTO

CLASIFICACION ECONOMICA DE INGRESOS

TODAS LAS INSTITUCIONES

2007

(Expresado en RD$)

5150 CONSEJO NACIONAL DE ZONAS FRANCAS

CUENTA	DENOMINACION	MONTO
412	**TRANSFERENCIAS CORRIENTES DE LA ADMINISTRACION CENTRAL**	**10,842,309.00**
412–001	DE LA ADMINISTRACIÓN CENTRAL	10,842,309.00
422	**TRANSFERENCIAS DE CAPITAL DE LA ADMINISTRACIÓN CENTRAL**	**12,000,000.00**
422–001	DE LA ADMINISTRACIÓN CENTRAL	12,000,000.00
522	**VENTA DE SERVICIOS DE EMPRESAS PÚBLICAS NO FINANCIERAS**	**30,595,005.00**
522–001	VENTAS DE SERVICIOS	30,595,005.00
599	**OTROS INGRESOS NO IDENTIFICADOS**	**29,094,959.00**
599–001	OTROS INGRESOS NO ESPECIFICADOS	29,094,959.00
741	**DISMINUCIÓN DE CAJA Y BANCOS**	**6,739,492.00**
741–001	DISMINUCIÓN DE CAJA Y BANCOS	6,739,492.00
841	**INCREMENTO DE CUENTAS POR PAGAR INTERNAS, DE CORTO PLAZO**	**5,550,107.00**
841–001	INCREMENTO DE CUENTAS POR PAGAR INTERNAS, DE CORTO PLAZO	5,550,107.00
	TOTAL GENERAL	**94,821,872**

OFICINA NACIONAL DE PRESUPUESTO

CLASIFICACION ECONOMICA DEL GASTO

INSTITUCIONES PUBLICAS DESCENTRALIZADAS O AUTONOMAS

Desde 01/01/2007 Hasta 31/12/2007

(Expresado en RD$)

DEVENGADO

5150 CONSEJO NACIONAL DE ZONAS FRANCAS

CUENTA	DENOMINACION	MONTO
2 1	GASTOS CORRIENTES	75,633,364
2 1 2	GASTOS DE CONSUMO	74,718,032
2 1 2 1	REMUNERACIONES A EMPLEADOS	47,811,030
2 1 2 2	BIENES Y SERVICIOS	26,907,002
2 1 5	TRANSFERENCIAS CORRIENTES	915,332
2 1 5 1	AL SECTOR PRIVADO	915,332
2 2	GASTOS DE CAPITAL	3,805,114
2 2 1	INVERSIÓN REAL DIRECTA	3,805,114
2 2 1 1	MAQUINARIAS Y EQUIPOS	3,805,114
I	TOTAL GASTOS	79,438,478
2 3	APLICACIONES FINANCIERAS	15,383,394
2 3 3	OTRAS APLICACIONES FINANCIERAS	15,383,394
2 3 3 1	INCREMENTO DE CAJA Y BANCOS	14,693,727
2 3 3 3	DISMINUCIÓN DE CUENTAS POR PAGAR	689,667
II	TOTAL APLICACIONES FINANCIERAS	15,383,394
III = I + II	TOTAL GENERAL	94,821,872

OFICINA NACIONAL DE PRESUPUESTO

CLASIFICACION POR OBJETO DEL GASTO Y FUENTES DE FINANCIAMIENTO

SECTOR DESCENTRALIZADO

ENERO - DICIEMBRE 2007

EXPRESADO EN RD$

5150 CONSEJO NACIONAL DE ZONAS FRANCAS

OBJETO DEL GASTO	FUENTES INTERNAS			FUENTES EXTERNAS			TOTAL GENERAL
	FONDOS PROPIOS	TRANSFERENCIAS	TOTAL FUENTES	CREDITO EXTERNO	DONACIONES EXTERNAS	TOTAL FUENTES	
1 SERVICIOS PERSONALES	40,498,830	7,312,200	47,811,030				47,811,030
2 SERVICIOS NO PERSONALES	10,810,598	8,053,584	18,864,182				18,864,182
3 MATERIALES Y SUMINISTROS	7,424,215	618,605	8,042,820				8,042,820
4 TRANSFERENCIAS CORRIENTES	585,023	330,309	915,332				915,332
6 ACTIVOS NO FINANCIEROS	2,554,472	1,250,642	3,805,114				3,805,114
7 ACTIVOS FINANCIEROS	9,456,352	5,237,375	14,693,727				14,693,727
8 PASIVOS FINANCIEROS	650,073	39,594	689,667				689,667
TOTALES	**71,979,563**	**22,842,309**	**94,821,872**				**94,821,872**

OFICINA NACIONAL DE PRESUPUESTO

CLASIFICACION POR OBJETO Y CUENTA DEL GASTO

SECTOR DESCENTRALIZADO

ENERO - DICIEMBRE 2007

(valores en RD$)

5150 CONSEJO NACIONAL DE ZONAS FRANCAS

CODIGO	DESCRIPCION	COMPROMISO	DEVENGADO	PAGADO
1	**SERVICIOS PERSONALES**		**47,811,030**	**41,714,202**
1 1	SUELDOS PARA CARGOS FIJOS		33,156,750	33,156,750
1 2	SUELDOS PERSONAL TEMPORERO		130,475	130,475
1 5	HONORARIOS		2,117,690	2,117,690
1 6	DIETAS Y GASTOS DE REPRESENTACIÓN		1,721,420	1,721,420
1 8	GRATIFICACIONES Y BONIFICACIONES		7,577,985	1,481,157
1 9	CONTRIBUCIONES A LA SEGURIDAD SOCIAL		3,106,710	3,106,710
2	**SERVICIOS NO PERSONALES**		**18,864,182**	**17,874,538**
2 1	SERVICIOS DE COMUNICACIONES		2,251,396	2,062,502
2 2	SERVICIOS BÁSICOS		1,815,976	1,545,649
2 3	PUBLICIDAD, IMPRESIÓN Y ENCUADERNACIÓN		2,495,476	2,334,850
2 4	VIÁTICOS		3,901,340	3,901,340
2 5	TRANSPORTE Y ALMACENAJE		1,818,238	1,718,414
2 6	ALQUILERES		905,726	761,726
2 7	SEGUROS		1,055,162	1,047,928
2 8	CONSERV., REPS. MENORES Y CONSTS. TEMP.		2,857,200	2,815,261
2 9	OTROS SERVICIOS NO PERSONALES		1,763,668	1,686,868
3	**MATERIALES Y SUMINISTROS**		**8,042,820**	**7,088,324**
3 1	ALIMENTOS Y PRODUCTOS AGROFORESTALES		2,422,563	2,277,976
3 2	TEXTILES Y VESTUARIO		591,745	615,134
3 3	PRODUCTOS DE PAPEL, CARTÓN E IMPRESOS		474,733	474,733
3 4	COMBUSTIBLES, LUBRICANTES, PROD. QUÍMICOS Y C.		2,018,152	1,970,416
3 9	PRODUCTOS Y ÚTILES VARIOS		2,535,627	1,750,065
4	**TRANSFERENCIAS CORRIENTES**		**915,332**	**854,932**
4 2	TRANSFERENCIAS CORRIENTES AL SECTOR PRIVADO		915,332	854,932
6	**ACTIVOS NO FINANCIEROS**		**3,805,114**	**2,562,729**
6 1	MAQUINARIA Y EQUIPO		3,805,114	2,562,729
7	**ACTIVOS FINANCIEROS**		**14,693,727**	
7 4	INCREMENTO DE OTROS ACTIVOS FINANCIEROS		14,693,727	
8	**PASIVOS FINANCIEROS**		**689,667**	**4,483,313**
8 7	DISMINUCIÓN DE PASIVOS CON PROVEEDORES		689,667	4,483,313
	TOTALES		**94,821,872**	**74,578,038**

OFICINA NACIONAL DE PRESUPUESTO

Distribución Programatica del Presupuesto

Año 2007

CONSEJO NACIONAL DE ZONAS FRANCAS

DEVENGADO

PRG	SUB PRG	PROY	ACTIVIDADES OBRAS	DENOMINACION	MONTO
01		00		**ACTIVIDAD CENTRAL**	49,987,693
	00			**N/A**	49,987,693
			01	GESTIÓN DIRECCIÓN EJECUTIVA	19,041,256
			02	EJECUCION ADMINISTRACIÓN FINANCIERA.	30,946,437
11		00		**PROMOCIÓN Y DESARROLLO DEL SECTOR ZONA FRANCA.**	29,020,303
	00			**N/A**	29,020,303
			01	DESARROLLO Y PROMOCIÓN DE ZONAS FRANCAS.	7,426,400
			02	GESTIÓN Y CONTROL DE CUOTAS TEXTILES.	3,507,140
			03	FORMULACIÓN ESTADÍSTICAS SECTOR ZONAS FRANCAS.	4,965,144
			04	EVALUACIÓN SOLICITUDES ZONAS FRANCAS.	8,327,610
		11		PROYECTO DE REPARACIÓN Y REMODELACIÓN DE LA OFICINA CENTRA	1,228,254
			51	REPARACIÓN Y REMODELACIÓN DE LA OFICINA CENTRAL Y REGIONAL.	1,228,254
		12		PROYECTO PROMOCIÓN Y DESARROLLO DEL SECTOR A NIVEL NACION	3,400,372
			51	PROMOCIÓN Y DESARROLLO DEL SECTOR A NIVEL NACIONAL E INTERNACI	3,400,372
		13		PROYECTO DE RELANZAMIENTO DE SECTOR ZONAS FRANCAS PARA L	165,383
			51	RELANZAMIENTO Y CAPTACIÓN DE NUEVOS INVERSIONISTAS.	165,383
99		00		**ADMINISTRACIÓN DE TRANSFERENCIAS, ACTIVOS Y PASIVOS FINA**	15,813,876
	00			**N/A**	15,813,876
			00	ADMINISTRACIÓN DE TRANSFERENCIAS, ACTIVOS Y PASIVOS FINANCIEROS	15,813,876
				TOTAL	94,821,872

CONSEJO NACIONAL PARA LA NIÑEZ
Y
LA ADOLECENCIA

DIGEPRES
Dirección General de Presupuesto

OFICINA NACIONAL DE PRESUPUESTO

CLASIFICACION ECONOMICA DE INGRESOS

TODAS LAS INSTITUCIONES

2007

(Expresado en RD$)

5151 CONSEJO NACIONAL PARA LA NIÑEZ Y LA ADOLECENCIA

CUENTA	DENOMINACION	MONTO
412	**TRANSFERENCIAS CORRIENTES DE LA ADMINISTRACION CENTRAL**	**586,756,113.00**
412–001	DE LA ADMINISTRACIÓN CENTRAL	586,756,113.00
413	**TRANSFERENCIAS CORRIENTES DE INSTITUCIONES PÚBLICAS DESCENTRALIZADAS**	**1,209,675.00**
413–001	DE INSTITUCIONES PÚBLICAS DESCENTRALIZADAS O AUTÓNOMAS	1,209,675.00
741	**DISMINUCIÓN DE CAJA Y BANCOS**	**8,238,974.00**
741–001	DISMINUCIÓN DE CAJA Y BANCOS	8,238,974.00
	TOTAL GENERAL	**596,204,762**

OFICINA NACIONAL DE PRESUPUESTO

CLASIFICACION ECONOMICA DEL GASTO

INSTITUCIONES PUBLICAS DESCENTRALIZADAS O AUTONOMAS

Desde 01/01/2007 Hasta 31/12/2007

(Expresado en RD$)

DEVENGADO

5151 CONSEJO NACIONAL PARA LA NIÑEZ Y LA ADOLECENCIA

CUENTA	DENOMINACION	MONTO
2 1	**GASTOS CORRIENTES**	**567,112,473**
2 1 2	**GASTOS DE CONSUMO**	**554,747,566**
2 1 2 1	REMUNERACIONES A EMPLEADOS	282,324,127
2 1 2 2	BIENES Y SERVICIOS	272,423,439
2 1 5	**TRANSFERENCIAS CORRIENTES**	**12,364,907**
2 1 5 1	AL SECTOR PRIVADO	12,364,907
2 2	**GASTOS DE CAPITAL**	**9,327,029**
2 2 1	**INVERSIÓN REAL DIRECTA**	**9,327,029**
2 2 1 1	MAQUINARIAS Y EQUIPOS	9,273,630
2 2 1 7	OTROS ACTIVOS NO FINANCIEROS	53,399
I	**TOTAL GASTOS**	**576,439,502**
2 3	**APLICACIONES FINANCIERAS**	**19,765,260**
2 3 2	**PASIVOS FINANCIEROS**	**4,901,337**
2 3 2 1	AMORTIZACIÓN DEUDA INTERNA	4,901,337
2 3 3	**OTRAS APLICACIONES FINANCIERAS**	**14,863,923**
2 3 3 1	INCREMENTO DE CAJA Y BANCOS	14,863,923
II	**TOTAL APLICACIONES FINANCIERAS**	**19,765,260**
III = I + II	TOTAL GENERAL	**596,204,762**

OFICINA NACIONAL DE PRESUPUESTO

CLASIFICACION POR OBJETO DEL GASTO Y FUENTES DE FINANCIAMIENTO

SECTOR DESCENTRALIZADO

ENERO - DICIEMBRE 2007

EXPRESADO EN RD$

5151 CONSEJO NACIONAL PARA LA NIÑEZ Y LA ADOLECENCIA

OBJETO DEL GASTO	FUENTES INTERNAS			FUENTES EXTERNAS			TOTAL GENERAL
	FONDOS PROPIOS	TRANSFERENCIAS	TOTAL FUENTES	CREDITO EXTERNO	DONACIONES EXTERNAS	TOTAL FUENTES	
1 SERVICIOS PERSONALES	811,107	281,513,020	282,324,127				282,324,127
2 SERVICIOS NO PERSONALES	3,006,716	123,454,520	126,461,236				126,461,236
3 MATERIALES Y SUMINISTROS	774,070	145,188,133	145,962,203				145,962,203
4 TRANSFERENCIAS CORRIENTES	3,179,951	9,184,956	12,364,907				12,364,907
6 ACTIVOS NO FINANCIEROS		9,327,029	9,327,029				9,327,029
7 ACTIVOS FINANCIEROS		14,863,923	14,863,923				14,863,923
8 PASIVOS FINANCIEROS	467,130	4,434,207	4,901,337				4,901,337
TOTALES	**8,238,974**	**587,965,788**	**596,204,762**				**596,204,762**

OFICINA NACIONAL DE PRESUPUESTO

CLASIFICACION POR OBJETO Y CUENTA DEL GASTO

SECTOR DESCENTRALIZADO

ENERO - DICIEMBRE 2007

(valores en RD$)

5151 CONSEJO NACIONAL PARA LA NIÑEZ Y LA ADOLECENCIA

CODIGO	DESCRIPCION	COMPROMISO	DEVENGADO	PAGADO
1	**SERVICIOS PERSONALES**		**282,324,127**	**282,324,127**
1 1	SUELDOS PARA CARGOS FIJOS		207,597,991	207,597,991
1 2	SUELDOS PERSONAL TEMPORERO		309,880	309,880
1 3	SOBRESUELDOS		11,402,037	11,402,037
1 5	HONORARIOS		20,262,377	20,262,377
1 6	DIETAS Y GASTOS DE REPRESENTACIÓN		2,646,300	2,646,300
1 8	GRATIFICACIONES Y BONIFICACIONES		18,791,641	18,791,641
1 9	CONTRIBUCIONES A LA SEGURIDAD SOCIAL		21,313,901	21,313,901
2	**SERVICIOS NO PERSONALES**		**126,461,236**	**126,461,236**
2 1	SERVICIOS DE COMUNICACIONES		4,959,821	4,959,821
2 2	SERVICIOS BÁSICOS		7,063,761	7,063,761
2 3	PUBLICIDAD, IMPRESIÓN Y ENCUADERNACIÓN		7,433,528	7,433,528
2 4	VIÁTICOS		7,396,246	7,396,246
2 5	TRANSPORTE Y ALMACENAJE		3,892,947	3,892,947
2 6	ALQUILERES		7,918,936	7,918,936
2 7	SEGUROS		14,912,458	14,912,458
2 8	CONSERV., REPS. MENORES Y CONSTS. TEMP.		65,550,984	65,550,984
2 9	OTROS SERVICIOS NO PERSONALES		7,332,555	7,332,555
3	**MATERIALES Y SUMINISTROS**		**145,962,203**	**145,962,203**
3 1	ALIMENTOS Y PRODUCTOS AGROFORESTALES		83,764,494	83,764,494
3 2	TEXTILES Y VESTUARIO		29,870,854	29,870,854
3 3	PRODUCTOS DE PAPEL, CARTÓN E IMPRESOS		5,114,614	5,114,614
3 4	COMBUSTIBLES, LUBRICANTES, PROD. QUÍMICOS Y C.		10,923,309	10,923,309
3 5	PRODUCTOS DE CUERO, CAUCHO Y PLASTICO		1,557,685	1,557,685
3 6	PRODUCTOS DE MINERALES METALICOS Y NO METALICOS		257,710	257,710
3 9	PRODUCTOS Y ÚTILES VARIOS		14,473,537	14,473,537
4	**TRANSFERENCIAS CORRIENTES**		**12,364,907**	**12,364,907**
4 2	TRANSFERENCIAS CORRIENTES AL SECTOR PRIVADO		12,364,907	12,364,907
6	**ACTIVOS NO FINANCIEROS**		**9,327,029**	**9,327,029**
6 1	MAQUINARIA Y EQUIPO		9,273,630	9,273,630
6 9	OTROS ACTIVOS		53,399	53,399
7	**ACTIVOS FINANCIEROS**		**14,863,923**	**14,863,923**
7 4	INCREMENTO DE OTROS ACTIVOS FINANCIEROS		14,863,923	14,863,923
8	**PASIVOS FINANCIEROS**		**4,901,337**	**4,901,337**
8 1	AMORTIZACIÓN DE PRÉSTAMOS INTERNOS		4,901,337	4,901,337
	TOTALES		**596,204,762**	**596,204,762**

OFICINA NACIONAL DE PRESUPUESTO

Distribución Programatica del Presupuesto

Año 2007

CONSEJO NACIONAL PARA LA NIÑEZ Y LA ADOLECENCIA

DEVENGADO

PRG	SUB PRG	PROY	ACTIVIDADES OBRAS	DENOMINACION	MONTO
01		00		**ACTIVIDAD CENTRAL**	487,944,022
	00			**N/A**	487,944,022
			01	SERVICIOS ADMINISTRATIVOS Y FINANCIEROS	487,944,022
11		00		**REGULACION Y FORTALECIMIENTO DE LOS SERVICIOS QUE PRESTA**	1,819,293
	00			**N/A**	1,819,293
			01	SUPERVICION Y EVALUACION DE LOS SERVICIOS QUE PRESTAN LAS ONG	1,137,278
			02	NORMAS Y REGULACIONES	440,603
			03	ESTUDIOS E INVESTIGACIONES	241,412
12		00		**SERVICIOS DE ADOPCIONES Y EQUIPOS MULTIDISCIPLINARIOS DE**	16,081,168
	00			**N/A**	16,081,168
			01	DEPARTAMENTO DE ADOPCIONES	1,118,700
			02	EQUIPOS MULTIDISCIPLINARIOS DE APOYO	14,962,468
13		00		**INSTALACION DE OFICINA REGIONALES, MUNICIPALES, JUNTAS LO**	58,239,037
	00			**N/A**	58,239,037
			01	INSTALACION DE OFICINA REGIONALES, MUNICIPALES, JUNTA	58,239,037
99		00		**ADMINISTRACION TRANSFERENCIA DE ACTIVOS Y PASIVOS FINANC**	32,121,242
	00			**N/A**	32,121,242
			00	TRANSFERENCIAS	32,121,242
				TOTAL	596,204,762

CONSEJO NACIONAL DE ESTANCIAS INFANTILES

DIGEPRES
Dirección General de Presupuesto

OFICINA NACIONAL DE PRESUPUESTO

CLASIFICACION ECONOMICA DE INGRESOS

TODAS LAS INSTITUCIONES

2007

(Expresado en RD$)

5152 CONSEJO NACIONAL DE ESTANCIAS INFANTILES

CUENTA	DENOMINACION	MONTO
412	**TRANSFERENCIAS CORRIENTES DE LA ADMINISTRACION CENTRAL**	**15,130,105.00**
412–001	DE LA ADMINISTRACIÓN CENTRAL	15,130,105.00
741	**DISMINUCIÓN DE CAJA Y BANCOS**	**2,719,106.00**
741–001	DISMINUCIÓN DE CAJA Y BANCOS	2,719,106.00
841	**INCREMENTO DE CUENTAS POR PAGAR INTERNAS, DE CORTO PLAZO**	**747,524.00**
841–001	INCREMENTO DE CUENTAS POR PAGAR INTERNAS, DE CORTO PLAZO	747,524.00
	TOTAL GENERAL	**18,596,735**

OFICINA NACIONAL DE PRESUPUESTO

CLASIFICACION ECONOMICA DEL GASTO

INSTITUCIONES PUBLICAS DESCENTRALIZADAS O AUTONOMAS

Desde 01/01/2007 Hasta 31/12/2007

(Expresado en RD$)

DEVENGADO

5152 CONSEJO NACIONAL DE ESTANCIAS INFANTILES

CUENTA	DENOMINACION	MONTO
2 1	GASTOS CORRIENTES	14,210,029
2 1 2	GASTOS DE CONSUMO	14,185,179
2 1 2 1	REMUNERACIONES A EMPLEADOS	7,328,064
2 1 2 2	BIENES Y SERVICIOS	6,857,115
2 1 5	TRANSFERENCIAS CORRIENTES	24,850
2 1 5 1	AL SECTOR PRIVADO	5,500
2 1 5 2	AL SECTOR PÚBLICO	19,350
I	TOTAL GASTOS	14,210,029
2 3	APLICACIONES FINANCIERAS	4,386,706
2 3 3	OTRAS APLICACIONES FINANCIERAS	4,386,706
2 3 3 1	INCREMENTO DE CAJA Y BANCOS	4,386,706
2 3 3 3	DISMINUCIÓN DE CUENTAS POR PAGAR	
II	TOTAL APLICACIONES FINANCIERAS	4,386,706
III = I + II	TOTAL GENERAL	18,596,735

OFICINA NACIONAL DE PRESUPUESTO

CLASIFICACION POR OBJETO DEL GASTO Y FUENTES DE FINANCIAMIENTO

SECTOR DESCENTRALIZADO

ENERO - DICIEMBRE 2007

EXPRESADO EN RD$

5152 CONSEJO NACIONAL DE ESTANCIAS INFANTILES

OBJETO DEL GASTO	FUENTES INTERNAS			FUENTES EXTERNAS			TOTAL GENERAL
	FONDOS PROPIOS	TRANSFERENCIAS	TOTAL FUENTES	CREDITO EXTERNO	DONACIONES EXTERNAS	TOTAL FUENTES	
1 SERVICIOS PERSONALES	1,478,389	5,849,675	7,328,064				7,328,064
2 SERVICIOS NO PERSONALES	785,881	3,179,942	3,965,823				3,965,823
3 MATERIALES Y SUMINISTROS	1,038,504	1,852,788	2,891,292				2,891,292
4 TRANSFERENCIAS CORRIENTES	15,318	9,532	24,850				24,850
7 ACTIVOS FINANCIEROS	148,538	4,238,168	4,386,706				4,386,706
8 PASIVOS FINANCIEROS							
TOTALES	**3,466,630**	**15,130,105**	**18,596,735**				**18,596,735**

OFICINA NACIONAL DE PRESUPUESTO

CLASIFICACION POR OBJETO Y CUENTA DEL GASTO

SECTOR DESCENTRALIZADO

ENERO - DICIEMBRE 2007

(valores en RD$)

5152 CONSEJO NACIONAL DE ESTANCIAS INFANTILES

CODIGO	DESCRIPCION	COMPROMISO	DEVENGADO	PAGADO
1	**SERVICIOS PERSONALES**		**7,328,064**	**6,712,840**
1 1	SUELDOS PARA CARGOS FIJOS		5,538,723	4,926,020
1 3	SOBRESUELDOS		60,638	58,117
1 6	DIETAS Y GASTOS DE REPRESENTACIÓN		361,133	361,133
1 8	GRATIFICACIONES Y BONIFICACIONES		132,439	132,439
1 9	CONTRIBUCIONES A LA SEGURIDAD SOCIAL		1,235,131	1,235,131
2	**SERVICIOS NO PERSONALES**		**3,965,823**	**3,877,419**
2 1	SERVICIOS DE COMUNICACIONES		188,901	188,901
2 2	SERVICIOS BÁSICOS		438,769	438,769
2 4	VIÁTICOS		273,932	272,932
2 5	TRANSPORTE Y ALMACENAJE		68,166	65,764
2 6	ALQUILERES		445,260	443,700
2 7	SEGUROS		499,487	499,487
2 8	CONSERV., REPS. MENORES Y CONSTS. TEMP.		177,548	168,172
2 9	OTROS SERVICIOS NO PERSONALES		1,873,760	1,799,694
3	**MATERIALES Y SUMINISTROS**		**2,891,292**	**2,835,995**
3 1	ALIMENTOS Y PRODUCTOS AGROFORESTALES		33,712	33,422
3 2	TEXTILES Y VESTUARIO		4,466	4,274
3 3	PRODUCTOS DE PAPEL, CARTÓN E IMPRESOS		3,520	3,348
3 4	COMBUSTIBLES, LUBRICANTES, PROD. QUÍMICOS Y C.		604,700	594,200
3 9	PRODUCTOS Y ÚTILES VARIOS		2,244,894	2,200,751
4	**TRANSFERENCIAS CORRIENTES**		**24,850**	**24,850**
4 2	TRANSFERENCIAS CORRIENTES AL SECTOR PRIVADO		5,500	5,500
4 3	TRANSFERENCIAS CORRIENTES AL SECTOR PÚBLICO		19,350	19,350
7	**ACTIVOS FINANCIEROS**		**4,386,706**	**4,386,706**
7 4	INCREMENTO DE OTROS ACTIVOS FINANCIEROS		4,386,706	4,386,706
8	**PASIVOS FINANCIEROS**			**203,857**
8 7	DISMINUCIÓN DE PASIVOS CON PROVEEDORES			203,857
	TOTALES		**18,596,735**	**18,041,667**

OFICINA NACIONAL DE PRESUPUESTO

Distribución Programatica del Presupuesto

Año 2007

CONSEJO NACIONAL DE ESTANCIAS INFANTILES

DEVENGADO

PRG	SUB PRG	PROY	ACTIVIDADES OBRAS	DENOMINACION	MONTO
01		00		**ACTIVIDAD CENTRAL**	11,056,877
	00			**N/A**	11,056,877
			01	ADMINISTRACION FINANCIERA	2,589,009
			02	ADIMINISTRACION POLITICA, COORDINACION INTERINSTITUCIONAL Y PARTI	8,467,868
11		00		**REGULACION Y FORTALECIMIENTO DE LOS SERVICIOS DE ESTANCIA**	923,261
	00			**N/A**	923,261
			01	REGULACION Y FORTALECIMIENTO DE LOS SERVICIOS DE ESTANCIAS INFAN	923,261
12		00		**CONTROL Y GARANTIA DE CALIDAD**	2,210,541
	00			**N/A**	2,210,541
			01	DIRECCION OPERATIVA Y REGIONALES HABILITACION DE LOS SERV. DE EST	912,360
			02	SUPERVICION Y EVAL. DE LOS SERVICIOS DE ESTANCIAS INFANTILES	329,169
			03	ESTUDIOS, INVESTIGACION, CAPACITACION Y DIFUSION	969,012
99		00		**ADMINISTRACION DE TRANSFERENCIAS, PASIVO Y ACTVOS FINANC**	4,406,056
	00			**N/A**	4,406,056
			00	TRANSFERENCIAS	4,406,056
				TOTAL	18,596,735

CONSEJO NACIONAL DE ASUNTOS URBANOS

DIGEPRES
Dirección General de Presupuesto

OFICINA NACIONAL DE PRESUPUESTO

CLASIFICACION ECONOMICA DE INGRESOS

TODAS LAS INSTITUCIONES

2007

(Expresado en RD$)

5153 CONSEJO NACIONAL DE ASUNTOS URBANOS

CUENTA	DENOMINACION	MONTO
412	**TRANSFERENCIAS CORRIENTES DE LA ADMINISTRACION CENTRAL**	**21,927,816.00**
412–001	DE LA ADMINISTRACIÓN CENTRAL	21,927,816.00
511	**VENTAS DE MERCANCIAS DEL GOBIERNO GENERAL**	**888,168.00**
511–001	VENTAS DE MERCANCIAS DEL ESTADO	888,168.00
599	**OTROS INGRESOS NO IDENTIFICADOS**	**5,567,178.00**
599–001	OTROS INGRESOS NO ESPECIFICADOS	5,567,178.00
741	**DISMINUCIÓN DE CAJA Y BANCOS**	**6,362,569.00**
741–001	DISMINUCIÓN DE CAJA Y BANCOS	6,362,569.00
	TOTAL GENERAL	**34,745,731**

OFICINA NACIONAL DE PRESUPUESTO

CLASIFICACION ECONOMICA DEL GASTO

INSTITUCIONES PUBLICAS DESCENTRALIZADAS O AUTONOMAS

Desde 01/01/2007 Hasta 31/12/2007

(Expresado en RD$)

DEVENGADO

5153 CONSEJO NACIONAL DE ASUNTOS URBANOS

CUENTA	DENOMINACION	MONTO
2 1	GASTOS CORRIENTES	28,712,216
2 1 2	GASTOS DE CONSUMO	28,484,149
2 1 2 1	REMUNERACIONES A EMPLEADOS	14,118,428
2 1 2 2	BIENES Y SERVICIOS	14,365,721
2 1 5	TRANSFERENCIAS CORRIENTES	228,067
2 1 5 1	AL SECTOR PRIVADO	228,067
2 2	GASTOS DE CAPITAL	1,018,618
2 2 1	INVERSIÓN REAL DIRECTA	1,018,618
2 2 1 1	MAQUINARIAS Y EQUIPOS	1,018,618
I	TOTAL GASTOS	29,730,834
2 3	APLICACIONES FINANCIERAS	5,014,897
2 3 3	OTRAS APLICACIONES FINANCIERAS	5,014,897
2 3 3 1	INCREMENTO DE CAJA Y BANCOS	5,014,897
II	TOTAL APLICACIONES FINANCIERAS	5,014,897
III = I + II	TOTAL GENERAL	34,745,731

OFICINA NACIONAL DE PRESUPUESTO

CLASIFICACION POR OBJETO DEL GASTO Y FUENTES DE FINANCIAMIENTO

SECTOR DESCENTRALIZADO

ENERO - DICIEMBRE 2007

EXPRESADO EN RD$

5153 CONSEJO NACIONAL DE ASUNTOS URBANOS

OBJETO DEL GASTO	FUENTES INTERNAS			FUENTES EXTERNAS			TOTAL GENERAL
	FONDOS PROPIOS	TRANSFERENCIAS	TOTAL FUENTES	CREDITO EXTERNO	DONACIONES EXTERNAS	TOTAL FUENTES	
1 SERVICIOS PERSONALES	3,315,572	10,802,856	14,118,428				14,118,428
2 SERVICIOS NO PERSONALES	4,586,224	3,722,120	8,308,344				8,308,344
3 MATERIALES Y SUMINISTROS	1,294,188	4,763,189	6,057,377				6,057,377
4 TRANSFERENCIAS CORRIENTES	39,298	188,769	228,067				228,067
6 ACTIVOS NO FINANCIEROS	459,233	559,385	1,018,618				1,018,618
7 ACTIVOS FINANCIEROS	3,123,400	1,891,497	5,014,897				5,014,897
TOTALES	**12,817,915**	**21,927,816**	**34,745,731**				**34,745,731**

OFICINA NACIONAL DE PRESUPUESTO

CLASIFICACION POR OBJETO Y CUENTA DEL GASTO

SECTOR DESCENTRALIZADO

ENERO - DICIEMBRE 2007

(valores en RD$)

5153 CONSEJO NACIONAL DE ASUNTOS URBANOS

CODIGO	DESCRIPCION	COMPROMISO	DEVENGADO	PAGADO
1	**SERVICIOS PERSONALES**		**14,118,428**	**14,118,428**
1 1	SUELDOS PARA CARGOS FIJOS		8,963,347	8,963,347
1 2	SUELDOS PERSONAL TEMPORERO		978,505	978,505
1 3	SOBRESUELDOS		717,358	717,358
1 5	HONORARIOS		410,241	410,241
1 6	DIETAS Y GASTOS DE REPRESENTACIÓN		612,000	612,000
1 8	GRATIFICACIONES Y BONIFICACIONES		1,283,582	1,283,582
1 9	CONTRIBUCIONES A LA SEGURIDAD SOCIAL		1,153,395	1,153,395
2	**SERVICIOS NO PERSONALES**		**8,308,344**	**8,307,894**
2 1	SERVICIOS DE COMUNICACIONES		446,898	446,898
2 2	SERVICIOS BÁSICOS		732,589	732,589
2 3	PUBLICIDAD, IMPRESIÓN Y ENCUADERNACIÓN		123,301	122,851
2 4	VIÁTICOS		595,272	595,272
2 5	TRANSPORTE Y ALMACENAJE		158,804	158,804
2 6	ALQUILERES		210,055	210,055
2 7	SEGUROS		322,237	322,237
2 8	CONSERV., REPS. MENORES Y CONSTS. TEMP.		88,028	88,028
2 9	OTROS SERVICIOS NO PERSONALES		5,631,160	5,631,160
3	**MATERIALES Y SUMINISTROS**		**6,057,377**	**6,057,827**
3 1	ALIMENTOS Y PRODUCTOS AGROFORESTALES		1,060,993	1,061,443
3 2	TEXTILES Y VESTUARIO		152,581	152,581
3 3	PRODUCTOS DE PAPEL, CARTÓN E IMPRESOS		520,159	520,159
3 4	COMBUSTIBLES, LUBRICANTES, PROD. QUÍMICOS Y C.		1,139,334	1,139,334
3 5	PRODUCTOS DE CUERO, CAUCHO Y PLASTICO		353,210	353,210
3 6	PRODUCTOS DE MINERALES METALICOS Y NO METALICOS		1,410,314	1,410,314
3 9	PRODUCTOS Y ÚTILES VARIOS		1,420,786	1,420,786
4	**TRANSFERENCIAS CORRIENTES**		**228,067**	**228,067**
4 2	TRANSFERENCIAS CORRIENTES AL SECTOR PRIVADO		228,067	228,067
6	**ACTIVOS NO FINANCIEROS**		**1,018,618**	**1,018,618**
6 1	MAQUINARIA Y EQUIPO		1,018,618	1,018,618
7	**ACTIVOS FINANCIEROS**		**5,014,897**	
7 4	INCREMENTO DE OTROS ACTIVOS FINANCIEROS		5,014,897	
	TOTALES		**34,745,731**	**29,730,834**

OFICINA NACIONAL DE PRESUPUESTO

Distribución Programatica del Presupuesto

Año 2007

CONSEJO NACIONAL DE ASUNTOS URBANOS

DEVENGADO

PRG	SUB PRG	PROY	ACTIVIDADES OBRAS	DENOMINACION	MONTO
11		00		**LINEAMIENTOS DE POLITICAS DE DESARROLLO URBANO**	30,224,977
	00			**N/A**	30,224,977
			01	PLAN DE REESTRUCTURACION URBANA	30,224,977
99		00		**ADMINISTRACION DE TRANSFERENCIAS**	4,520,754
	00			**N/A**	4,520,754
			00	TRANSFERENCIAS DE PASIVOS Y ACTIVOS FINANCIEROS	4,520,754
				TOTAL	34,745,731

INSTITUCIONES DE LA SEGURIDAD SOCIAL

DIGEPRES
Dirección General de Presupuesto

INSTITUTO DOMINICANO DE SEGUROS SOCIALES

DIGEPRES
Dirección General de Presupuesto

OFICINA NACIONAL DE PRESUPUESTO

CLASIFICACION ECONOMICA DE INGRESOS

TODAS LAS INSTITUCIONES

2007

(Expresado en RD$)

5201 INSTITUTO DOMINICANO DE SEGUROS SOCIALES

CUENTA	DENOMINACION	MONTO
211	**CONTRIBUCION PATRONAL**	**2,090,957,838.00**
211–001	CONTRIBUCION PATRONAL	2,090,957,838.00
412	**TRANSFERENCIAS CORRIENTES DE LA ADMINISTRACION CENTRAL**	**1,465,479,530.00**
412–001	DE LA ADMINISTRACIÓN CENTRAL	1,465,479,530.00
521	**VENTAS DE SERVICIOS DEL GOBIERNO GENERAL**	**932,143,459.00**
521–001	VENTA DE SERVICIOS DEL ESTADO	932,143,459.00
532	**INTERESES**	**306,051,850.00**
532–001	INTERESES PERCIBIDOS	306,051,850.00
599	**OTROS INGRESOS NO IDENTIFICADOS**	**84,874,351.00**
599–001	OTROS INGRESOS NO ESPECIFICADOS	84,874,351.00
741	**DISMINUCIÓN DE CAJA Y BANCOS**	**105,618,921.00**
741–001	DISMINUCIÓN DE CAJA Y BANCOS	105,618,921.00
812	**OBTENCIÓN DE PRÉSTAMOS DE CORTO PLAZO DEL SECTOR PÚBLICO**	**72,799,167.00**
812–001	OBTENCIÓN DE PRÉSTAMOS DE CORTO PLAZO DEL SECTOR PÚBLICO	72,799,167.00
832	**COLOCACIÓN DE TÍTULOS VALORES INTERNOS DE LARGO PLAZO**	**28,040,624.00**
832–001	COLOCACIÓN DE TÍTULOS VALORES INTERNOS DE LARGO PLAZO	28,040,624.00
	TOTAL GENERAL	**5,085,965,740**

OFICINA NACIONAL DE PRESUPUESTO

CLASIFICACION ECONOMICA DEL GASTO

INSTITUCIONES PUBLICAS DESCENTRALIZADAS O AUTONOMAS

Desde 01/01/2007 Hasta 31/12/2007

(Expresado en RD$)

DEVENGADO

5201 INSTITUTO DOMINICANO DE SEGUROS SOCIALES

CUENTA	DENOMINACION	MONTO
2 1	**GASTOS CORRIENTES**	**2,788,021,042**
2 1 2	**GASTOS DE CONSUMO**	**2,663,920,687**
2 1 2 1	REMUNERACIONES A EMPLEADOS	2,225,679,681
2 1 2 2	BIENES Y SERVICIOS	438,241,006
2 1 4	**PRESTACIONES SOCIALES**	**69,224,321**
2 1 4 1	PRESTACIONES DE LA SEGURIDAD SOCIAL	69,224,321
2 1 5	**TRANSFERENCIAS CORRIENTES**	**54,876,034**
2 1 5 1	AL SECTOR PRIVADO	28,156,765
2 1 5 2	AL SECTOR PÚBLICO	26,719,269
2 2	**GASTOS DE CAPITAL**	**20,741,991**
2 2 1	**INVERSIÓN REAL DIRECTA**	**20,741,991**
2 2 1 1	MAQUINARIAS Y EQUIPOS	18,220,295
2 2 1 2	CONSTRUCCIONES	2,000,000
2 2 1 7	OTROS ACTIVOS NO FINANCIEROS	521,696
I	**TOTAL GASTOS**	**2,808,763,033**
2 3	**APLICACIONES FINANCIERAS**	**2,277,202,707**
2 3 1	**ACTIVOS FINANCIEROS**	**1,688,826,003**
2 3 1 1	CONCESIÓN DE PRÉSTAMOS	2,500
2 3 1 2	COMPRA DE TÍTULOS Y VALORES	1,688,823,503
2 3 2	**PASIVOS FINANCIEROS**	**138,433,319**
2 3 2 1	AMORTIZACIÓN DEUDA INTERNA	138,433,319
2 3 3	**OTRAS APLICACIONES FINANCIERAS**	**449,943,385**
2 3 3 1	INCREMENTO DE CAJA Y BANCOS	449,943,385
II	**TOTAL APLICACIONES FINANCIERAS**	**2,277,202,707**
III = I + II	TOTAL GENERAL	**5,085,965,740**

OFICINA NACIONAL DE PRESUPUESTO

CLASIFICACION POR OBJETO DEL GASTO Y FUENTES DE FINANCIAMIENTO

SECTOR DESCENTRALIZADO

ENERO - DICIEMBRE 2007

EXPRESADO EN RD$

5201 INSTITUTO DOMINICANO DE SEGUROS SOCIALES

OBJETO DEL GASTO	FUENTES INTERNAS			FUENTES EXTERNAS			TOTAL GENERAL
	FONDOS PROPIOS	TRANSFERENCIAS	TOTAL FUENTES	CREDITO EXTERNO	DONACIONES EXTERNAS	TOTAL FUENTES	
1 SERVICIOS PERSONALES	1,104,681,109	1,120,998,572	2,225,679,681				2,225,679,681
2 SERVICIOS NO PERSONALES	209,654,825	7,562,483	217,217,308				217,217,308
3 MATERIALES Y SUMINISTROS	191,183,025	29,840,673	221,023,698				221,023,698
4 TRANSFERENCIAS CORRIENTES	122,980,373	1,119,982	124,100,355				124,100,355
6 ACTIVOS NO FINANCIEROS	19,639,437	1,102,554	20,741,991				20,741,991
7 ACTIVOS FINANCIEROS	1,842,942,517	295,826,871	2,138,769,388				2,138,769,388
8 PASIVOS FINANCIEROS	129,404,924	9,028,395	138,433,319				138,433,319
TOTALES	**3,620,486,210**	**1,465,479,530**	**5,085,965,740**				**5,085,965,740**

OFICINA NACIONAL DE PRESUPUESTO

CLASIFICACION POR OBJETO Y CUENTA DEL GASTO

SECTOR DESCENTRALIZADO

ENERO - DICIEMBRE 2007

(valores en RD$)

5201 INSTITUTO DOMINICANO DE SEGUROS SOCIALES

CODIGO	DESCRIPCION	COMPROMISO	DEVENGADO	PAGADO
1	**SERVICIOS PERSONALES**		**2,225,679,681**	**2,225,679,681**
1 1	SUELDOS PARA CARGOS FIJOS		1,695,050,067	1,695,050,067
1 2	SUELDOS PERSONAL TEMPORERO		14,269,388	14,269,388
1 3	SOBRESUELDOS		174,523,289	174,523,289
1 5	HONORARIOS		2,987,722	2,987,722
1 6	DIETAS Y GASTOS DE REPRESENTACIÓN		6,888,190	6,888,190
1 8	GRATIFICACIONES Y BONIFICACIONES		155,127,801	155,127,801
1 9	CONTRIBUCIONES A LA SEGURIDAD SOCIAL		176,833,224	176,833,224
2	**SERVICIOS NO PERSONALES**		**217,217,308**	**217,217,308**
2 1	SERVICIOS DE COMUNICACIONES		16,219,494	16,219,494
2 2	SERVICIOS BÁSICOS		24,142,051	24,142,051
2 3	PUBLICIDAD, IMPRESIÓN Y ENCUADERNACIÓN		16,450,150	16,450,150
2 4	VIÁTICOS		3,704,912	3,704,912
2 5	TRANSPORTE Y ALMACENAJE		1,361,821	1,361,821
2 6	ALQUILERES		29,465,694	29,465,694
2 7	SEGUROS		6,206,826	6,206,826
2 8	CONSERV., REPS. MENORES Y CONSTS. TEMP.		1,198,497	1,198,497
2 9	OTROS SERVICIOS NO PERSONALES		118,467,863	118,467,863
3	**MATERIALES Y SUMINISTROS**		**221,023,698**	**221,023,698**
3 1	ALIMENTOS Y PRODUCTOS AGROFORESTALES		11,825,136	11,825,136
3 2	TEXTILES Y VESTUARIO		1,905,396	1,905,396
3 3	PRODUCTOS DE PAPEL, CARTÓN E IMPRESOS		7,816,148	7,816,148
3 4	COMBUSTIBLES, LUBRICANTES, PROD. QUÍMICOS Y C.		95,741,555	95,741,555
3 5	PRODUCTOS DE CUERO, CAUCHO Y PLASTICO		1,968,699	1,968,699
3 6	PRODUCTOS DE MINERALES METALICOS Y NO METALICOS		3,339,029	3,339,029
3 9	PRODUCTOS Y ÚTILES VARIOS		98,427,735	98,427,735
4	**TRANSFERENCIAS CORRIENTES**		**124,100,355**	**124,100,355**
4 1	PRESTACIONES DE LA SEGURIDAD SOCIAL		69,224,321	69,224,321
4 2	TRANSFERENCIAS CORRIENTES AL SECTOR PRIVADO		28,156,765	28,156,765
4 3	TRANSFERENCIAS CORRIENTES AL SECTOR PÚBLICO		26,719,269	26,719,269
6	**ACTIVOS NO FINANCIEROS**		**20,741,991**	**20,741,991**
6 1	MAQUINARIA Y EQUIPO		18,220,295	18,220,295
6 3	CONSTRUCCIONES Y MEJORAS		2,000,000	2,000,000
6 9	OTROS ACTIVOS		521,696	521,696
7	**ACTIVOS FINANCIEROS**		**2,138,769,388**	**1,688,826,003**
7 1	CONCESIÓN DE PRESTAMOS INTERNOS		2,500	2,500

OFICINA NACIONAL DE PRESUPUESTO

CLASIFICACION POR OBJETO Y CUENTA DEL GASTO

SECTOR DESCENTRALIZADO

ENERO - DICIEMBRE 2007

(valores en RD$)

5201 INSTITUTO DOMINICANO DE SEGUROS SOCIALES

CODIGO	DESCRIPCION	COMPROMISO	DEVENGADO	PAGADO
7	**ACTIVOS FINANCIEROS**		**2,138,769,388**	**1,688,826,003**
7 2	COMPRA DE TÍTULOS Y VALORES		1,688,823,503	1,688,823,503
7 4	INCREMENTO DE OTROS ACTIVOS FINANCIEROS		449,943,385	
8	**PASIVOS FINANCIEROS**		**138,433,319**	**138,433,319**
8 1	AMORTIZACIÓN DE PRÉSTAMOS INTERNOS		138,433,319	138,433,319
	TOTALES		**5,085,965,740**	**4,636,022,355**

OFICINA NACIONAL DE PRESUPUESTO

Distribución Programatica del Presupuesto

Año 2007

INSTITUTO DOMINICANO DE SEGUROS SOCIALES

DEVENGADO

PRG	SUB PRG	PROY	ACTIVIDADES OBRAS	DENOMINACION	MONTO
01		00		**ACTIVIDADES CENTRALES**	227,053,431
	00			**N/A**	227,053,431
			01	DIRECCION Y COORDINACION	80,841,526
			02	GESTION, ADMINISTRATIVA Y FINANCIERA	125,996,224
			03	FORMULACION DE POLITICAS INSTITUCIONALES Y DE SALUD	2,940,477
			04	ADMINISTRACION DE PENSIONES Y AUTOSEGURO	17,275,204
11		00		**ADMINISTRACION DE RIESGOS DE SALUD**	85,677,724
	00			**N/A**	85,677,724
			01	DIRECCION Y GESTION ADMINISTRATIVA Y FINANCIERA	21,214,122
			02	PROMOCION Y VENTAS DE SERVICIOS	36,025,576
			03	ADMINISTRACION DE SERVICIOS DE SALUD	20,220,956
			04	SUBSIDIOS ECONOMICOS	8,217,070
12		00		**PRESTACIONES DE SERVICIOS DE SALUD**	2,173,330,448
	00			**N/A**	2,173,330,448
			01	DIRECCION Y GESTION ADMINISTRATIVA Y FINANCIERA	332,185,088
			02	VIGILANCIA EPIDEMIOLOGICA	4,370,293
			03	APOYO A LAS REDES DE LOS SERVICIOS DE SALUD	16,429,472
			04	PRESTACION ESPECIALIZADA DE SALUD	1,309,095,512
			05	PRESTACION DE SALUD A NIVEL SECUNDARIO	347,597,646
			06	ATENCION PRIMARIA DE SALUD	163,652,437
13		00		**ADMINISTRACION DE RIESGOS LABORALES**	1,895,388,163
	00			**N/A**	1,895,388,163
			01	DIRECCION Y GESTION ADMINISTRATIVA Y FINANCIERA	1,778,787,283
			02	CONTRATACION Y EVALUACION DE LOS SERVICIOS DE SALUD	75,218,925
			03	EVALUCION Y PREVENCION DE RIESGOS LABORALES	12,267,464
			04	OTORGAMIENTO DE DERECHOS	17,313,942
			05	COORDINACION DE LAS REGIONALES	11,800,549
14		00		**ATENCION INTEGRAL A MENORES DE 5 AÑOS**	40,106,417
	00			**N/A**	40,106,417
			01	DIRECCION Y GESTION ADMINISTRATIVA Y FINANCIERA	40,106,417
99		00		**ADMINISTRACION DE TRANSFERENCIAS, PASIVOS, Y ACTIVOS FIN**	664,409,557
	00			**N/A**	664,409,557
			00	TRANSFERENCIAS	664,409,557
				TOTAL	5,085,965,740

INSTITUTO DE AUXILIOS Y VIVIENDAS

DIGEPRES
Dirección General de Presupuesto

OFICINA NACIONAL DE PRESUPUESTO

CLASIFICACION ECONOMICA DE INGRESOS

TODAS LAS INSTITUCIONES

2007

(Expresado en RD$)

5202 INSTITUTO DE AUXILIOS Y VIVIENDAS

CUENTA	DENOMINACION	MONTO
222	**CONTRIBUCION DE EMPLEADOS**	**73,400,452.00**
222–001	CONTRIBUCION DE EMPLEADOS	73,400,452.00
422	**TRANSFERENCIAS DE CAPITAL DE LA ADMINISTRACIÓN CENTRAL**	**30,000,000.00**
422–001	DE LA ADMINISTRACIÓN CENTRAL	30,000,000.00
522	**VENTA DE SERVICIOS DE EMPRESAS PÚBLICAS NO FINANCIERAS**	**23,218,299.00**
522–001	VENTAS DE SERVICIOS	23,218,299.00
599	**OTROS INGRESOS NO IDENTIFICADOS**	**3,598,296.00**
599–001	OTROS INGRESOS NO ESPECIFICADOS	3,598,296.00
611	**VENTA DE TERRENOS**	**1,114,805.00**
611–001	VENTA DE TERRENOS	1,114,805.00
612	**VENTA DE EDIFICIOS**	**11,714,249.00**
612–001	VENTA DE EDIFICIOS	11,714,249.00
712	**RECUPERACIÓN DE PRÉSTAMOS DE CORTO PLAZO DEL SECTOR PÚBLICO**	**28,572,670.00**
712–001	RECUPERACIÓN DE PRÉSTAMOS DE CORTO PLAZO DEL SECTOR PÚBLICO	28,572,670.00
741	**DISMINUCIÓN DE CAJA Y BANCOS**	**32,577,637.00**
741–001	DISMINUCIÓN DE CAJA Y BANCOS	32,577,637.00
841	**INCREMENTO DE CUENTAS POR PAGAR INTERNAS, DE CORTO PLAZO**	**13,694,707.00**
841–001	INCREMENTO DE CUENTAS POR PAGAR INTERNAS, DE CORTO PLAZO	13,694,707.00
	TOTAL GENERAL	**217,891,115**

OFICINA NACIONAL DE PRESUPUESTO

CLASIFICACION ECONOMICA DEL GASTO

INSTITUCIONES DE SEGURIDAD SOCIAL

Desde 01/01/2007 Hasta 31/12/2007

(Expresado en RD$)

DEVENGADO

5202 INSTITUTO DE AUXILIOS Y VIVIENDAS

CUENTA	DENOMINACION	MONTO
2 1	**GASTOS CORRIENTES**	**189,762,938**
2 1 2	**GASTOS DE CONSUMO**	**185,786,667**
2 1 2 1	REMUNERACIONES A EMPLEADOS	139,655,407
2 1 2 2	BIENES Y SERVICIOS	46,131,260
2 1 4	**PRESTACIONES SOCIALES**	**1,704,111**
2 1 4 1	PRESTACIONES DE LA SEGURIDAD SOCIAL	1,704,111
2 1 5	**TRANSFERENCIAS CORRIENTES**	**2,272,160**
2 1 5 1	AL SECTOR PRIVADO	2,183,059
2 1 5 2	AL SECTOR PÚBLICO	89,101
2 2	**GASTOS DE CAPITAL**	**15,892,290**
2 2 1	**INVERSIÓN REAL DIRECTA**	**15,667,290**
2 2 1 1	MAQUINARIAS Y EQUIPOS	14,075,575
2 2 1 2	CONSTRUCCIONES	1,561,089
2 2 1 7	OTROS ACTIVOS NO FINANCIEROS	30,626
2 2 3	**TRANSFERENCIAS DE CAPITAL**	**225,000**
2 2 3 1	AL SECTOR PRIVADO	225,000
I	**TOTAL GASTOS**	**205,655,228**
2 3	**APLICACIONES FINANCIERAS**	**12,235,887**
2 3 1	**ACTIVOS FINANCIEROS**	**191,788**
2 3 1 1	CONCESIÓN DE PRÉSTAMOS	191,788
2 3 2	**PASIVOS FINANCIEROS**	**1,080,409**
2 3 2 1	AMORTIZACIÓN DEUDA INTERNA	1,080,409
2 3 3	**OTRAS APLICACIONES FINANCIERAS**	**10,963,690**
2 3 3 1	INCREMENTO DE CAJA Y BANCOS	7,551,660
2 3 3 3	DISMINUCIÓN DE CUENTAS POR PAGAR	3,412,030
II	**TOTAL APLICACIONES FINANCIERAS**	**12,235,887**
III = I + II	TOTAL GENERAL	**217,891,115**

OFICINA NACIONAL DE PRESUPUESTO

CLASIFICACION POR OBJETO DEL GASTO Y FUENTES DE FINANCIAMIENTO

SECTOR DESCENTRALIZADO

ENERO - DICIEMBRE 2007

EXPRESADO EN RD$

5202 INSTITUTO DE AUXILIOS Y VIVIENDAS

OBJETO DEL GASTO	FUENTES INTERNAS			FUENTES EXTERNAS			TOTAL GENERAL
	FONDOS PROPIOS	TRANSFERENCIAS	TOTAL FUENTES	CREDITO EXTERNO	DONACIONES EXTERNAS	TOTAL FUENTES	
1 SERVICIOS PERSONALES	120,963,088	18,692,319	139,655,407				139,655,407
2 SERVICIOS NO PERSONALES	23,379,915	9,129,640	32,509,555				32,509,555
3 MATERIALES Y SUMINISTROS	11,572,923	2,048,782	13,621,705				13,621,705
4 TRANSFERENCIAS CORRIENTES	3,976,271		3,976,271				3,976,271
5 TRANSFERENCIAS DE CAPITAL	225,000		225,000				225,000
6 ACTIVOS NO FINANCIEROS	15,538,031	129,259	15,667,290				15,667,290
7 ACTIVOS FINANCIEROS	7,743,448		7,743,448				7,743,448
8 PASIVOS FINANCIEROS	4,492,439		4,492,439				4,492,439
TOTALES	**187,891,115**	**30,000,000**	**217,891,115**				**217,891,115**

OFICINA NACIONAL DE PRESUPUESTO

CLASIFICACION POR OBJETO Y CUENTA DEL GASTO

SECTOR DESCENTRALIZADO

ENERO - DICIEMBRE 2007

(valores en RD$)

5202 INSTITUTO DE AUXILIOS Y VIVIENDAS

CODIGO	DESCRIPCION	COMPROMISO	DEVENGADO	PAGADO
1	**SERVICIOS PERSONALES**		**139,655,407**	**119,447,042**
1 1	SUELDOS PARA CARGOS FIJOS		126,431,054	106,439,511
1 2	SUELDOS PERSONAL TEMPORERO		4,914,573	4,721,087
1 3	SOBRESUELDOS		3,174,543	3,151,207
1 4	JORNALES		2,130	2,130
1 5	HONORARIOS		184,500	184,500
1 6	DIETAS Y GASTOS DE REPRESENTACIÓN		4,214,300	4,214,300
1 8	GRATIFICACIONES Y BONIFICACIONES		734,307	734,307
2	**SERVICIOS NO PERSONALES**		**32,509,555**	**26,580,253**
2 1	SERVICIOS DE COMUNICACIONES		2,522,551	2,150,471
2 2	SERVICIOS BÁSICOS		6,957,266	6,957,266
2 3	PUBLICIDAD, IMPRESIÓN Y ENCUADERNACIÓN		5,159,791	4,347,754
2 4	VIÁTICOS		1,322,885	1,322,885
2 5	TRANSPORTE Y ALMACENAJE		1,148,568	1,148,568
2 6	ALQUILERES		3,044,189	3,044,189
2 7	SEGUROS		1,484,830	1,484,830
2 8	CONSERV., REPS. MENORES Y CONSTS. TEMP.		2,135,415	2,008,028
2 9	OTROS SERVICIOS NO PERSONALES		8,734,060	4,116,262
3	**MATERIALES Y SUMINISTROS**		**13,621,705**	**8,990,140**
3 1	ALIMENTOS Y PRODUCTOS AGROFORESTALES		2,572,349	2,527,348
3 2	TEXTILES Y VESTUARIO		228,898	228,898
3 3	PRODUCTOS DE PAPEL, CARTÓN E IMPRESOS		120,715	92,271
3 4	COMBUSTIBLES, LUBRICANTES, PROD. QUÍMICOS Y C.		4,641,571	4,296,289
3 5	PRODUCTOS DE CUERO, CAUCHO Y PLASTICO		1,870,173	203,661
3 6	PRODUCTOS DE MINERALES METALICOS Y NO METALICOS		158,298	149,946
3 9	PRODUCTOS Y ÚTILES VARIOS		4,029,701	1,491,727
4	**TRANSFERENCIAS CORRIENTES**		**3,976,271**	**3,976,271**
4 1	PRESTACIONES DE LA SEGURIDAD SOCIAL		1,704,111	1,704,111
4 2	TRANSFERENCIAS CORRIENTES AL SECTOR PRIVADO		2,183,059	2,183,059
4 3	TRANSFERENCIAS CORRIENTES AL SECTOR PÚBLICO		89,101	89,101
5	**TRANSFERENCIAS DE CAPITAL**		**225,000**	**225,000**
5 1	TRANSFERENCIAS DE CAPITAL AL SECTOR PRIVADO		225,000	225,000
6	**ACTIVOS NO FINANCIEROS**		**15,667,290**	**2,205,123**
6 1	MAQUINARIA Y EQUIPO		14,075,575	613,408
6 3	CONSTRUCCIONES Y MEJORAS		1,561,089	1,561,089
6 9	OTROS ACTIVOS		30,626	30,626

OFICINA NACIONAL DE PRESUPUESTO

CLASIFICACION POR OBJETO Y CUENTA DEL GASTO

SECTOR DESCENTRALIZADO

ENERO - DICIEMBRE 2007

(valores en RD$)

5202 INSTITUTO DE AUXILIOS Y VIVIENDAS

CODIGO	DESCRIPCION	COMPROMISO	DEVENGADO	PAGADO
7	**ACTIVOS FINANCIEROS**		**7,743,448**	**3,142,977**
7 1	CONCESIÓN DE PRESTAMOS INTERNOS		191,788	191,788
7 4	INCREMENTO DE OTROS ACTIVOS FINANCIEROS		7,551,660	2,951,189
8	**PASIVOS FINANCIEROS**		**4,492,439**	**35,029,131**
8 1	AMORTIZACIÓN DE PRÉSTAMOS INTERNOS		1,080,409	1,080,409
8 7	DISMINUCIÓN DE PASIVOS CON PROVEEDORES		3,412,030	33,948,722
	TOTALES		**217,891,115**	**199,595,937**

OFICINA NACIONAL DE PRESUPUESTO

Distribución Programatica del Presupuesto

Año 2007

INSTITUTO DE AUXILIOS Y VIVIENDAS

DEVENGADO

PRG	SUB PRG	PROY	ACTIVIDADES OBRAS	DENOMINACION	MONTO
01		00		**ACTIVIDAD CENTRAL**	118,605,090
	00			**N/A**	118,605,090
			01	ADMINISTRACION GENERAL Y COORDINACION INSTITUCIONAL	105,286,988
			02	DIRECCION FINANCIERA	13,318,102
11		00		**PRESTACIONES SOCIALES**	73,412,504
	00			**N/A**	73,412,504
			01	SERVICIOS ESCOLARES, RECREATIVOS Y ARTICULOS DEL HOGAR	13,078,871
			02	SEGURO DE VIDA, INVALIDEZ Y CENSATIA	5,055,092
			03	SERVICIOS FUNERARIOS, MEDICO Y ODONTOLOGICOS	55,278,541
12		00		**CONSTRUCCIONES**	9,667,199
	00			**N/A**	9,667,199
			01	COORDINACION TECNICAS DE PROYECTOS	8,470,959
		11		SANCHEZ,SAMANA	1,196,240
			51	CONSTRUCCION DE EDIFICIOS Y VIVIENDAS	1,196,240
99		00		**ADMINISTRACION DE TRANSFERENCIAS**	16,206,322
	00			**N/A**	16,206,322
			00	TRANSFERENCIAS	16,206,322
				TOTAL	217,891,115

SUPERINTENDENCIA DE PENSIONES

DIGEPRES
Dirección General de Presupuesto

OFICINA NACIONAL DE PRESUPUESTO

CLASIFICACION ECONOMICA DE INGRESOS

TODAS LAS INSTITUCIONES

2007

(Expresado en RD$)

5141 SUPERINTENDENCIA DE PENSIONES

CUENTA	DENOMINACION	MONTO
221	**CONTRIBUCIÓN PATRONAL**	**130,772,449.00**
221–001	CONTRIBUCIÓN PATRONAL	130,772,449.00
599	**OTROS INGRESOS NO IDENTIFICADOS**	**3,964,901.00**
599–001	OTROS INGRESOS NO ESPECIFICADOS	3,964,901.00
741	**DISMINUCIÓN DE CAJA Y BANCOS**	**16,892,779.00**
741–001	DISMINUCIÓN DE CAJA Y BANCOS	16,892,779.00
841	**INCREMENTO DE CUENTAS POR PAGAR INTERNAS, DE CORTO PLAZO**	**8,745,643.00**
841–001	INCREMENTO DE CUENTAS POR PAGAR INTERNAS, DE CORTO PLAZO	8,745,643.00
	TOTAL GENERAL	**160,375,772**

OFICINA NACIONAL DE PRESUPUESTO

CLASIFICACION ECONOMICA DEL GASTO

INSTITUCIONES PUBLICAS DESCENTRALIZADAS O AUTONOMAS

Desde 01/01/2007 Hasta 31/12/2007

(Expresado en RD$)

DEVENGADO

5141 SUPERINTENDENCIA DE PENSIONES

CUENTA	DENOMINACION	MONTO
2 1	GASTOS CORRIENTES	115,616,996
2 1 2	GASTOS DE CONSUMO	112,537,390
2 1 2 1	REMUNERACIONES A EMPLEADOS	70,356,184
2 1 2 2	BIENES Y SERVICIOS	42,181,206
2 1 5	TRANSFERENCIAS CORRIENTES	3,079,606
2 1 5 1	AL SECTOR PRIVADO	3,079,606
2 2	GASTOS DE CAPITAL	10,035,781
2 2 1	INVERSIÓN REAL DIRECTA	10,035,781
2 2 1 1	MAQUINARIAS Y EQUIPOS	10,035,781
I	TOTAL GASTOS	125,652,777
2 3	APLICACIONES FINANCIERAS	34,722,995
2 3 3	OTRAS APLICACIONES FINANCIERAS	34,722,995
2 3 3 1	INCREMENTO DE CAJA Y BANCOS	33,751,287
2 3 3 3	DISMINUCIÓN DE CUENTAS POR PAGAR	971,708
II	TOTAL APLICACIONES FINANCIERAS	34,722,995
III = I + II	TOTAL GENERAL	160,375,772

OFICINA NACIONAL DE PRESUPUESTO

CLASIFICACION POR OBJETO DEL GASTO Y FUENTES DE FINANCIAMIENTO

SECTOR DESCENTRALIZADO

ENERO - DICIEMBRE 2007

EXPRESADO EN RD$

5141 SUPERINTENDENCIA DE PENSIONES

OBJETO DEL GASTO	FUENTES INTERNAS			FUENTES EXTERNAS			TOTAL GENERAL
	FONDOS PROPIOS	TRANSFERENCIAS	TOTAL FUENTES	CREDITO EXTERNO	DONACIONES EXTERNAS	TOTAL FUENTES	
1 SERVICIOS PERSONALES	70,356,184		70,356,184				70,356,184
2 SERVICIOS NO PERSONALES	35,283,616		35,283,616				35,283,616
3 MATERIALES Y SUMINISTROS	6,897,590		6,897,590				6,897,590
4 TRANSFERENCIAS CORRIENTES	3,079,606		3,079,606				3,079,606
6 ACTIVOS NO FINANCIEROS	10,035,781		10,035,781				10,035,781
7 ACTIVOS FINANCIEROS	33,751,287		33,751,287				33,751,287
8 PASIVOS FINANCIEROS	971,708		971,708				971,708
TOTALES	**160,375,772**		**160,375,772**				**160,375,772**

OFICINA NACIONAL DE PRESUPUESTO

CLASIFICACION POR OBJETO Y CUENTA DEL GASTO

SECTOR DESCENTRALIZADO

ENERO - DICIEMBRE 2007

(valores en RD$)

5141 SUPERINTENDENCIA DE PENSIONES

CODIGO	DESCRIPCION	COMPROMISO	DEVENGADO	PAGADO
1	**SERVICIOS PERSONALES**		**70,356,184**	**50,979,230**
1 1	SUELDOS PARA CARGOS FIJOS		36,959,711	31,682,000
1 2	SUELDOS PERSONAL TEMPORERO		149,500	60,781
1 3	SOBRESUELDOS		3,272,732	3,110,893
1 5	HONORARIOS		7,341,406	5,090,002
1 6	DIETAS Y GASTOS DE REPRESENTACIÓN		4,340,964	4,185,109
1 8	GRATIFICACIONES Y BONIFICACIONES		12,489,655	1,762,177
1 9	CONTRIBUCIONES A LA SEGURIDAD SOCIAL		5,802,216	5,088,268
2	**SERVICIOS NO PERSONALES**		**35,283,616**	**19,120,587**
2 1	SERVICIOS DE COMUNICACIONES		1,894,753	1,261,406
2 2	SERVICIOS BÁSICOS		5,211,648	2,124,186
2 3	PUBLICIDAD, IMPRESIÓN Y ENCUADERNACIÓN		4,557,220	2,785,044
2 4	VIÁTICOS		758,902	670,686
2 5	TRANSPORTE Y ALMACENAJE		310,195	177,433
2 6	ALQUILERES		425,375	313,842
2 7	SEGUROS		2,375,712	521,681
2 8	CONSERV., REPS. MENORES Y CONSTS. TEMP.		687,050	531,358
2 9	OTROS SERVICIOS NO PERSONALES		19,062,761	10,734,951
3	**MATERIALES Y SUMINISTROS**		**6,897,590**	**4,052,814**
3 1	ALIMENTOS Y PRODUCTOS AGROFORESTALES		1,831,509	1,557,620
3 2	TEXTILES Y VESTUARIO		105,879	87,945
3 3	PRODUCTOS DE PAPEL, CARTÓN E IMPRESOS		437,936	323,576
3 4	COMBUSTIBLES, LUBRICANTES, PROD. QUÍMICOS Y C.		403,167	385,200
3 5	PRODUCTOS DE CUERO, CAUCHO Y PLASTICO		42,645	41,123
3 6	PRODUCTOS DE MINERALES METALICOS Y NO METALICOS		254,606	234,627
3 9	PRODUCTOS Y ÚTILES VARIOS		3,821,848	1,422,723
4	**TRANSFERENCIAS CORRIENTES**		**3,079,606**	**3,029,606**
4 2	TRANSFERENCIAS CORRIENTES AL SECTOR PRIVADO		3,079,606	3,029,606
6	**ACTIVOS NO FINANCIEROS**		**10,035,781**	**4,191,003**
6 1	MAQUINARIA Y EQUIPO		10,035,781	4,191,003
7	**ACTIVOS FINANCIEROS**		**33,751,287**	
7 4	INCREMENTO DE OTROS ACTIVOS FINANCIEROS		33,751,287	
8	**PASIVOS FINANCIEROS**		**971,708**	**18,217,868**
8 7	DISMINUCIÓN DE PASIVOS CON PROVEEDORES		971,708	18,217,868
	TOTALES		**160,375,772**	**99,591,108**

OFICINA NACIONAL DE PRESUPUESTO

Distribución Programatica del Presupuesto

Año 2007

SUPERINTENDENCIA DE PENSIONES

DEVENGADO

PRG	SUB PRG	PROY	ACTIVIDADES OBRAS	DENOMINACION	MONTO
01		00		**ACTIVIDADES CENTRALES**	102,318,092
	00			**N/A**	102,318,092
			01	DIRECCION Y COORDINACION INSTITUCIONAL	102,318,092
11		00		**ESTUDIOS ESTRATEGICOS**	4,300,936
	00			**N/A**	4,300,936
			01	DIRECCION DE ESTUDIOS ESTRATEGICOS	4,300,936
12		00		**CONTROL Y FISCALIZACION**	15,984,143
	00			**N/A**	15,984,143
			01	DIRECCION DE CONTROL DE INVERSIONES	7,599,476
			02	DIRECCION DE CONTROL OPERATIVO	5,727,457
			03	DIRECCION DE BENEFICIO	2,657,210
99		00		**ADMINISTRACION DE TRANSFERENCIAS, ACTIVOS Y PASIVOS FINA**	37,772,601
	00			**N/A**	37,772,601
			00	TRANSFERENCIAS	37,772,601
				TOTAL	160,375,772

SUPERINTENDENCIA DE SALUD
Y RIESGO LABORAL

DIGEPRES
Dirección General de Presupuesto

OFICINA NACIONAL DE PRESUPUESTO

CLASIFICACION ECONOMICA DE INGRESOS

TODAS LAS INSTITUCIONES

2007

(Expresado en RD$)

5146 SUPERINTENDENCIA DE SALUD Y RIESGO LABORAL

CUENTA	DENOMINACION	MONTO
211	**CONTRIBUCION PATRONAL**	**70,883,463.00**
211–001	CONTRIBUCION PATRONAL	70,883,463.00
412	**TRANSFERENCIAS CORRIENTES DE LA ADMINISTRACION CENTRAL**	**46,663,897.00**
412–001	DE LA ADMINISTRACIÓN CENTRAL	46,663,897.00
599	**OTROS INGRESOS NO IDENTIFICADOS**	**44,899,395.00**
599–001	OTROS INGRESOS NO ESPECIFICADOS	44,899,395.00
741	**DISMINUCIÓN DE CAJA Y BANCOS**	**12,951,762.00**
741–001	DISMINUCIÓN DE CAJA Y BANCOS	12,951,762.00
841	**INCREMENTO DE CUENTAS POR PAGAR INTERNAS, DE CORTO PLAZO**	**7,352,530.00**
841–001	INCREMENTO DE CUENTAS POR PAGAR INTERNAS, DE CORTO PLAZO	7,352,530.00
	TOTAL GENERAL	**182,751,047**

OFICINA NACIONAL DE PRESUPUESTO

CLASIFICACION ECONOMICA DEL GASTO

INSTITUCIONES PUBLICAS DESCENTRALIZADAS O AUTONOMAS

Desde 31/01/2008 Hasta 31/12/008

(Expresado en RD$)

DEVENGADO

5146 SUPERINTENDENCIA DE SALUD Y RIESGO LABORAL

CUENTA	DENOMINACION	MONTO
2 1	**GASTOS CORRIENTES**	**121,662,455**
2 1 2	**GASTOS DE CONSUMO**	**117,230,795**
2 1 2 1	REMUNERACIONES A EMPLEADOS	88,781,682
2 1 2 2	BIENES Y SERVICIOS	28,449,113
2 1 5	**TRANSFERENCIAS CORRIENTES**	**4,431,660**
2 1 5 1	AL SECTOR PRIVADO	756,038
2 1 5 2	AL SECTOR PÚBLICO	3,380,422
2 1 5 4	DONACIONES AL EXTERIOR	295,200
2 2	**GASTOS DE CAPITAL**	**2,052,683**
2 2 1	**INVERSIÓN REAL DIRECTA**	**2,052,683**
2 2 1 1	MAQUINARIAS Y EQUIPOS	1,077,400
2 2 1 2	CONSTRUCCIONES	975,283
I	**TOTAL GASTOS**	**123,715,138**
2 3	**APLICACIONES FINANCIERAS**	**59,035,909**
2 3 2	**PASIVOS FINANCIEROS**	**9,155,122**
2 3 2 1	AMORTIZACIÓN DEUDA INTERNA	9,155,122
2 3 3	**OTRAS APLICACIONES FINANCIERAS**	**49,880,787**
2 3 3 1	INCREMENTO DE CAJA Y BANCOS	12,843,468
2 3 3 3	DISMINUCIÓN DE CUENTAS POR PAGAR	37,037,319
II	**TOTAL APLICACIONES FINANCIERAS**	**59,035,909**
III = I + II	TOTAL GENERAL	**182,751,047**

OFICINA NACIONAL DE PRESUPUESTO

CLASIFICACION POR OBJETO DEL GASTO Y FUENTES DE FINANCIAMIENTO

SECTOR DESCENTRALIZADO

ENERO - DICIEMBRE 2007

EXPRESADO EN RD$

5146 SUPERINTENDENCIA DE SALUD Y RIESGO LABORAL

OBJETO DEL GASTO	FUENTES INTERNAS			FUENTES EXTERNAS			TOTAL GENERAL
	FONDOS PROPIOS	TRANSFERENCIAS	TOTAL FUENTES	CREDITO EXTERNO	DONACIONES EXTERNAS	TOTAL FUENTES	
1 SERVICIOS PERSONALES	60,351,979	28,429,703	88,781,682				88,781,682
2 SERVICIOS NO PERSONALES	15,424,404	5,945,236	21,369,640				21,369,640
3 MATERIALES Y SUMINISTROS	5,200,999	1,878,474	7,079,473				7,079,473
4 TRANSFERENCIAS CORRIENTES	3,557,068	874,592	4,431,660				4,431,660
6 ACTIVOS NO FINANCIEROS	1,491,103	561,580	2,052,683				2,052,683
7 ACTIVOS FINANCIEROS	7,548,176	5,295,292	12,843,468				12,843,468
8 PASIVOS FINANCIEROS	42,513,421	3,679,020	46,192,441				46,192,441
TOTALES	**136,087,150**	**46,663,897**	**182,751,047**				**182,751,047**

OFICINA NACIONAL DE PRESUPUESTO

CLASIFICACION POR OBJETO Y CUENTA DEL GASTO

SECTOR DESCENTRALIZADO

ENERO - DICIEMBRE 2007

(valores en RD$)

5146 SUPERINTENDENCIA DE SALUD Y RIESGO LABORAL

CODIGO	DESCRIPCION	COMPROMISO	DEVENGADO	PAGADO
1	**SERVICIOS PERSONALES**		**88,781,682**	**71,810,793**
1 1	SUELDOS PARA CARGOS FIJOS		55,132,316	54,563,378
1 2	SUELDOS PERSONAL TEMPORERO		1,850,344	1,850,344
1 3	SOBRESUELDOS		2,949,902	2,949,902
1 5	HONORARIOS		3,433,064	3,405,564
1 8	GRATIFICACIONES Y BONIFICACIONES		20,267,878	3,893,427
1 9	CONTRIBUCIONES A LA SEGURIDAD SOCIAL		5,148,178	5,148,178
2	**SERVICIOS NO PERSONALES**		**21,369,640**	**19,334,159**
2 1	SERVICIOS DE COMUNICACIONES		1,198,472	1,178,234
2 2	SERVICIOS BÁSICOS		3,150,403	3,150,192
2 3	PUBLICIDAD, IMPRESIÓN Y ENCUADERNACIÓN		8,536,212	7,874,846
2 4	VIÁTICOS		1,702,880	1,702,880
2 5	TRANSPORTE Y ALMACENAJE		828,264	764,960
2 6	ALQUILERES		324,290	324,290
2 7	SEGUROS		2,008,691	2,008,691
2 8	CONSERV., REPS. MENORES Y CONSTS. TEMP.		1,978,654	1,585,238
2 9	OTROS SERVICIOS NO PERSONALES		1,641,774	744,828
3	**MATERIALES Y SUMINISTROS**		**7,079,473**	**5,625,523**
3 1	ALIMENTOS Y PRODUCTOS AGROFORESTALES		1,222,916	992,104
3 2	TEXTILES Y VESTUARIO		1,748,108	938,592
3 3	PRODUCTOS DE PAPEL, CARTÓN E IMPRESOS		1,298,126	1,298,100
3 4	COMBUSTIBLES, LUBRICANTES, PROD. QUÍMICOS Y C.		1,599,010	1,371,678
3 9	PRODUCTOS Y ÚTILES VARIOS		1,211,313	1,025,049
4	**TRANSFERENCIAS CORRIENTES**		**4,431,660**	**4,432,645**
4 2	TRANSFERENCIAS CORRIENTES AL SECTOR PRIVADO		756,038	756,038
4 3	TRANSFERENCIAS CORRIENTES AL SECTOR PÚBLICO		3,380,422	3,378,407
4 4	TRANSFERENCIAS CORRIENTES AL SECTOR EXTERNO		295,200	298,200
6	**ACTIVOS NO FINANCIEROS**		**2,052,683**	**2,028,683**
6 1	MAQUINARIA Y EQUIPO		1,077,400	1,053,400
6 3	CONSTRUCCIONES Y MEJORAS		975,283	975,283
7	**ACTIVOS FINANCIEROS**		**12,843,468**	
7 4	INCREMENTO DE OTROS ACTIVOS FINANCIEROS		12,843,468	
8	**PASIVOS FINANCIEROS**		**46,192,441**	**35,606,612**
8 1	AMORTIZACIÓN DE PRÉSTAMOS INTERNOS		9,155,122	9,155,222
8 7	DISMINUCIÓN DE PASIVOS CON PROVEEDORES		37,037,319	26,451,390
	TOTALES		**182,751,047**	**138,838,415**

OFICINA NACIONAL DE PRESUPUESTO

Distribución Programatica del Presupuesto

Año 2007

SUPERINTENDENCIA DE SALUD Y RIESGO LABORAL

DEVENGADO

PRG	SUB PRG	PROY	ACTIVIDADES OBRAS	DENOMINACION	MONTO
01		00		**ACTIVIDADES CENTRALES**	56,133,950
	00			**N/A**	56,133,950
			01	COORDINACION INSTITUCIONAL ADMINISTRATIVA Y FINANCIERA	56,133,950
11		00		**SUPERV.Y MONITOREO A LAS ADMT. DE RIESG. DE SALUD Y LAB**	63,673,038
	00			**N/A**	63,673,038
			01	SUPERV.Y MONITOREO A LAS ADMIT.DE RIESG. DE SALUD Y LABORALES	63,673,038
99		00		**ADMINISTRACION DE TRANSFERENCIAS, PASIVOS Y ACTIVOS FINA**	62,944,059
	00			**N/A**	62,944,059
			00	TRANSFERENCIAS	62,944,059
				TOTAL	182,751,047

CONSEJO NACIONAL DE SEGURIDAD SOCIAL

DIGEPRES
Dirección General de Presupuesto

OFICINA NACIONAL DE PRESUPUESTO

CLASIFICACION ECONOMICA DE INGRESOS

TODAS LAS INSTITUCIONES

2007

(Expresado en RD$)

5148 CONSEJO NACIONAL DE SEGURIDAD SOCIAL

CUENTA	DENOMINACION	MONTO
221	**CONTRIBUCIÓN PATRONAL**	**83,602.00**
221–001	CONTRIBUCIÓN PATRONAL	83,602.00
222	**CONTRIBUCION DE EMPLEADOS**	**62,902.00**
222–001	CONTRIBUCION DE EMPLEADOS	62,902.00
412	**TRANSFERENCIAS CORRIENTES DE LA ADMINISTRACION CENTRAL**	**2,144,395,484.00**
412–001	DE LA ADMINISTRACIÓN CENTRAL	2,144,395,484.00
422	**TRANSFERENCIAS DE CAPITAL DE LA ADMINISTRACIÓN CENTRAL**	**30,484,455.00**
422–001	DE LA ADMINISTRACIÓN CENTRAL	30,484,455.00
532	**INTERESES**	**8,051,069.00**
532–001	INTERESES PERCIBIDOS	8,051,069.00
592	**MULTAS**	**349,171.00**
592–001	MULTAS	349,171.00
593	**CONTRIBUCIONES**	**14,222,990.00**
593–001	CONTRIBUCIONES	14,222,990.00
599	**OTROS INGRESOS NO IDENTIFICADOS**	**16,667,852.00**
599–001	OTROS INGRESOS NO ESPECIFICADOS	16,667,852.00
711	**RECUPERACIÓN DE PRÉSTAMOS DE CORTO PLAZO DEL SECTOR PRIVADO**	**20,169,117.00**
711–001	RECUPERACIÓN DE PRÉSTAMOS DE CORTO PLAZO DEL SECTOR PRIVADO	20,169,117.00
712	**RECUPERACIÓN DE PRÉSTAMOS DE CORTO PLAZO DEL SECTOR PÚBLICO**	**33,678,965.00**
712–001	RECUPERACIÓN DE PRÉSTAMOS DE CORTO PLAZO DEL SECTOR PÚBLICO	33,678,965.00
721	**VENTA DE TÍTULOS Y VALORES INTERNOS DE CORTO PLAZO**	**3,000,000.00**
721–001	VENTA DE TÍTULOS VALORES INTERNOS DE CORTO PLAZO	3,000,000.00
741	**DISMINUCIÓN DE CAJA Y BANCOS**	**230,458,823.00**
741–001	DISMINUCIÓN DE CAJA Y BANCOS	230,458,823.00
811	**OBTENCIÓN DE PRÉSTAMOS DE CORTO PLAZO DEL SECTOR PRIVADO**	**1,173,408.00**
811–001	OBTENCIÓN DE PRÉSTAMOS DE CORTO PLAZO DEL SECTOR PRIVADO	1,173,408.00
831	**COLOCACIÓN DE TÍTULOS VALORES INTERNOS DE CORTO PLAZO**	**14,700,896.00**
831–001	COLOCACIÓN DE TÍTULOS VALORES INTERNOS DE CORTO PLAZO	14,700,896.00
841	**INCREMENTO DE CUENTAS POR PAGAR INTERNAS, DE CORTO PLAZO**	**29,769,947.00**
841–001	INCREMENTO DE CUENTAS POR PAGAR INTERNAS, DE CORTO PLAZO	29,769,947.00
	TOTAL GENERAL	**2,547,268,681**

OFICINA NACIONAL DE PRESUPUESTO

CLASIFICACION ECONOMICA DEL GASTO

INSTITUCIONES PUBLICAS DESCENTRALIZADAS O AUTONOMAS

Desde 31/01/2008 Hasta 31/12/008

(Expresado en RD$)

DEVENGADO

5148 CONSEJO NACIONAL DE SEGURIDAD SOCIAL

CUENTA	DENOMINACION	MONTO
2 1	**GASTOS CORRIENTES**	**2,395,596,617**
2 1 2	**GASTOS DE CONSUMO**	**243,188,573**
2 1 2 1	REMUNERACIONES A EMPLEADOS	136,555,272
2 1 2 2	BIENES Y SERVICIOS	106,633,301
2 1 5	**TRANSFERENCIAS CORRIENTES**	**2,152,408,044**
2 1 5 1	AL SECTOR PRIVADO	3,930,637
2 1 5 2	AL SECTOR PÚBLICO	2,147,565,957
2 1 5 4	DONACIONES AL EXTERIOR	911,450
2 2	**GASTOS DE CAPITAL**	**38,905,606**
2 2 1	**INVERSIÓN REAL DIRECTA**	**38,905,606**
2 2 1 1	MAQUINARIAS Y EQUIPOS	18,868,007
2 2 1 7	OTROS ACTIVOS NO FINANCIEROS	20,037,599
I	**TOTAL GASTOS**	**2,434,502,223**
2 3	**APLICACIONES FINANCIERAS**	**112,766,458**
2 3 1	**ACTIVOS FINANCIEROS**	**64,458,107**
2 3 1 1	CONCESIÓN DE PRÉSTAMOS	1,074,552
2 3 1 2	COMPRA DE TÍTULOS Y VALORES	63,383,555
2 3 3	**OTRAS APLICACIONES FINANCIERAS**	**48,308,351**
2 3 3 3	DISMINUCIÓN DE CUENTAS POR PAGAR	48,308,351
II	**TOTAL APLICACIONES FINANCIERAS**	**112,766,458**
III = I + II	TOTAL GENERAL	**2,547,268,681**

OFICINA NACIONAL DE PRESUPUESTO

CLASIFICACION POR OBJETO DEL GASTO Y FUENTES DE FINANCIAMIENTO

SECTOR DESCENTRALIZADO

ENERO - DICIEMBRE 2007

EXPRESADO EN RD$

5148 CONSEJO NACIONAL DE SEGURIDAD SOCIAL

OBJETO DEL GASTO	FUENTES INTERNAS			FUENTES EXTERNAS			TOTAL GENERAL
	FONDOS PROPIOS	TRANSFERENCIAS	TOTAL FUENTES	CREDITO EXTERNO	DONACIONES EXTERNAS	TOTAL FUENTES	
1 SERVICIOS PERSONALES	6,985,652	129,569,620	136,555,272				136,555,272
2 SERVICIOS NO PERSONALES	14,361,085	81,253,324	95,614,409				95,614,409
3 MATERIALES Y SUMINISTROS	379,086	10,639,806	11,018,892				11,018,892
4 TRANSFERENCIAS CORRIENTES	263,919,195	1,888,488,849	2,152,408,044				2,152,408,044
6 ACTIVOS NO FINANCIEROS	1,465,662	37,439,944	38,905,606				38,905,606
7 ACTIVOS FINANCIEROS	56,951,358	7,506,749	64,458,107				64,458,107
8 PASIVOS FINANCIEROS	28,326,704	19,981,647	48,308,351				48,308,351
TOTALES	**372,388,742**	**2,174,879,939**	**2,547,268,681**				**2,547,268,681**

OFICINA NACIONAL DE PRESUPUESTO

CLASIFICACION POR OBJETO Y CUENTA DEL GASTO

SECTOR DESCENTRALIZADO

ENERO - DICIEMBRE 2007

(valores en RD$)

5148 CONSEJO NACIONAL DE SEGURIDAD SOCIAL

CODIGO	DESCRIPCION	COMPROMISO	DEVENGADO	PAGADO
1	**SERVICIOS PERSONALES**		**136,555,272**	**120,943,905**
1 1	SUELDOS PARA CARGOS FIJOS		104,732,773	100,493,466
1 2	SUELDOS PERSONAL TEMPORERO		556,019	536,334
1 3	SOBRESUELDOS		3,667,429	3,189,144
1 5	HONORARIOS		5,014,381	3,993,966
1 6	DIETAS Y GASTOS DE REPRESENTACIÓN		2,908,665	2,855,793
1 8	GRATIFICACIONES Y BONIFICACIONES		10,362,033	2,424,221
1 9	CONTRIBUCIONES A LA SEGURIDAD SOCIAL		9,313,972	7,450,981
2	**SERVICIOS NO PERSONALES**		**95,614,409**	**39,486,616**
2 1	SERVICIOS DE COMUNICACIONES		12,513,113	3,115,769
2 2	SERVICIOS BÁSICOS		7,998,426	2,778,276
2 3	PUBLICIDAD, IMPRESIÓN Y ENCUADERNACIÓN		22,214,193	9,820,884
2 4	VIÁTICOS		2,110,438	1,935,735
2 5	TRANSPORTE Y ALMACENAJE		1,006,690	663,582
2 6	ALQUILERES		10,540,004	5,431,381
2 7	SEGUROS		6,314,431	2,865,551
2 8	CONSERV., REPS. MENORES Y CONSTS. TEMP.		6,280,807	2,761,775
2 9	OTROS SERVICIOS NO PERSONALES		26,636,307	10,113,663
3	**MATERIALES Y SUMINISTROS**		**11,018,892**	**7,208,115**
3 1	ALIMENTOS Y PRODUCTOS AGROFORESTALES		2,529,346	2,001,208
3 2	TEXTILES Y VESTUARIO		163,088	77,817
3 3	PRODUCTOS DE PAPEL, CARTÓN E IMPRESOS		1,248,097	452,433
3 4	COMBUSTIBLES, LUBRICANTES, PROD. QUÍMICOS Y C.		3,224,286	2,876,081
3 5	PRODUCTOS DE CUERO, CAUCHO Y PLASTICO		122,643	61,202
3 6	PRODUCTOS DE MINERALES METALICOS Y NO METALICOS		210,343	73,608
3 9	PRODUCTOS Y ÚTILES VARIOS		3,521,089	1,665,766
4	**TRANSFERENCIAS CORRIENTES**		**2,152,408,044**	**2,152,613,527**
4 2	TRANSFERENCIAS CORRIENTES AL SECTOR PRIVADO		3,930,637	2,536,570
4 3	TRANSFERENCIAS CORRIENTES AL SECTOR PÚBLICO		2,147,565,957	2,149,360,107
4 4	TRANSFERENCIAS CORRIENTES AL SECTOR EXTERNO		911,450	716,850
6	**ACTIVOS NO FINANCIEROS**		**38,905,606**	**9,980,973**
6 1	MAQUINARIA Y EQUIPO		18,868,007	7,360,809
6 9	OTROS ACTIVOS		20,037,599	2,620,164
7	**ACTIVOS FINANCIEROS**		**64,458,107**	**61,285,184**
7 1	CONCESIÓN DE PRESTAMOS INTERNOS		1,074,552	196,526
7 2	COMPRA DE TÍTULOS Y VALORES		63,383,555	61,088,658

OFICINA NACIONAL DE PRESUPUESTO

CLASIFICACION POR OBJETO Y CUENTA DEL GASTO

SECTOR DESCENTRALIZADO

ENERO - DICIEMBRE 2007

(valores en RD$)

5148 CONSEJO NACIONAL DE SEGURIDAD SOCIAL

CODIGO	DESCRIPCION	COMPROMISO	DEVENGADO	PAGADO
8	**PASIVOS FINANCIEROS**		**48,308,351**	**125,980,414**
8 7	DISMINUCIÓN DE PASIVOS CON PROVEEDORES		48,308,351	125,980,414
	TOTALES		**2,547,268,681**	**2,517,498,734**

OFICINA NACIONAL DE PRESUPUESTO

Distribución Programatica del Presupuesto

Año 2007

CONSEJO NACIONAL DE SEGURIDAD SOCIAL

DEVENGADO

PRG	SUB PRG	PROY	ACTIVIDADES OBRAS	DENOMINACION	MONTO
01		00		**ACTIVIDADES CENTRALES**	52,352,614
	00			**N/A**	52,352,614
			01	DIRECCION Y COORDINACION	52,352,614
11		00		**FIZCALIZACION Y CONTROL DE LAS POLITICAS ADMIVAS. Y FINAN**	12,268,113
	00			**N/A**	12,268,113
			01	DIRECCION Y COORDINACION	12,268,113
12		00		**INFORMACION, RECAUDACION, DISTRIBUCION Y PAGOS**	146,684,895
	00			**N/A**	146,684,895
			01	DIRECCION Y COORDINACION	146,684,895
13		00		**INFORMACION Y DEFENSA DE LOS AFILIADOS**	74,958,484
	00			**N/A**	74,958,484
			01	DIRECCION Y COORDINACION	74,958,484
99		00		**ADMINISTRACION DE TRANSFERENCIAS, PASIVOS Y ACTIVOS FINA**	2,261,004,575
	00			**N/A**	2,261,004,575
			00	TRANSFERENCIAS	2,261,004,575
				TOTAL	2,547,268,681

INSTITUCIONES DESCENTRALIZADAS
DE
GOBIERNOS LOCALES

DIGEPRES
Dirección General de Presupuesto

LIGA MUNICIPAL DOMINICANA

DIGEPRES
Dirección General de Presupuesto

OFICINA NACIONAL DE PRESUPUESTO

CLASIFICACION ECONOMICA DE INGRESOS

TODAS LAS INSTITUCIONES

2007

(Expresado en RD$)

5121 LIGA MUNICIPAL DOMINICANA

CUENTA	DENOMINACION	MONTO
412	**TRANSFERENCIAS CORRIENTES DE LA ADMINISTRACION CENTRAL**	*** 5,092,771,190.00**
412–001	DE LA ADMINISTRACIÓN CENTRAL	5,092,771,190.00
422	**TRANSFERENCIAS DE CAPITAL DE LA ADMINISTRACIÓN CENTRAL**	****3,087,254,645.00**
422–001	DE LA ADMINISTRACIÓN CENTRAL	3,087,254,645.00
599	**OTROS INGRESOS NO IDENTIFICADOS**	**12,334,091.00**
599–001	OTROS INGRESOS NO ESPECIFICADOS	12,334,091.00
741	**DISMINUCIÓN DE CAJA Y BANCOS**	**1,212,453,439.00**
741–001	DISMINUCIÓN DE CAJA Y BANCOS	1,212,453,439.00
	TOTAL GENERAL	**9,404,813,365**

*** Incluye RD$5,086,104,525.00 de transferencias corrientes asignados en diciembre del 2006 pero Recibidos en enero del 2007.**

**** Incluye RD$3,079,646.00 de transferencias de capital en diciembre del 2006 pero recibidos en enero del 2007**

OFICINA NACIONAL DE PRESUPUESTO

CLASIFICACION ECONOMICA DEL GASTO

INSTITUCIONES PUBLICAS DESCENTRALIZADAS O AUTONOMAS

Desde 01/01/2007 Hasta 31/12/2007

(Expresado en RD$)

DEVENGADO

5121 LIGA MUNICIPAL DOMINICANA

CUENTA	DENOMINACION	MONTO
2 1	**GASTOS CORRIENTES**	**5,234,194,539**
2 1 2	**GASTOS DE CONSUMO**	**317,778,609**
2 1 2 1	REMUNERACIONES A EMPLEADOS	232,828,285
2 1 2 2	BIENES Y SERVICIOS	84,950,324
2 1 3	**INTERESES**	**52,118,791**
2 1 3 1	INTERESES DEUDA INTERNA	52,118,791
2 1 4	**PRESTACIONES SOCIALES**	**23,270,662**
2 1 4 1	PRESTACIONES DE LA SEGURIDAD SOCIAL	23,270,662
2 1 5	**TRANSFERENCIAS CORRIENTES**	**4,841,026,477**
2 1 5 1	AL SECTOR PRIVADO	223,213,190
2 1 5 2	AL SECTOR PÚBLICO	4,617,813,287
2 2	**GASTOS DE CAPITAL**	**2,994,078,048**
2 2 3	**TRANSFERENCIAS DE CAPITAL**	**2,994,078,048**
2 2 3 2	AL SECTOR PÚBLICO	2,994,078,048
I	**TOTAL GASTOS**	**8,228,272,587**
2 3	**APLICACIONES FINANCIERAS**	**1,176,540,778**
2 3 3	**OTRAS APLICACIONES FINANCIERAS**	**1,176,540,778**
2 3 3 1	INCREMENTO DE CAJA Y BANCOS	1,176,540,778
II	**TOTAL APLICACIONES FINANCIERAS**	**1,176,540,778**
III = I + II	TOTAL GENERAL	**9,404,813,365**

OFICINA NACIONAL DE PRESUPUESTO

CLASIFICACION POR OBJETO DEL GASTO Y FUENTES DE FINANCIAMIENTO

SECTOR DESCENTRALIZADO

ENERO - DICIEMBRE 2007

EXPRESADO EN RD$

5121 LIGA MUNICIPAL DOMINICANA

OBJETO DEL GASTO	FUENTES INTERNAS			FUENTES EXTERNAS			TOTAL GENERAL
	FONDOS PROPIOS	TRANSFERENCIAS	TOTAL FUENTES	CREDITO EXTERNO	DONACIONES EXTERNAS	TOTAL FUENTES	
1 SERVICIOS PERSONALES	40,453,935	192,374,350	232,828,285				232,828,285
2 SERVICIOS NO PERSONALES	10,305,643	56,103,162	66,408,805				66,408,805
3 MATERIALES Y SUMINISTROS	1,224,519	17,317,000	18,541,519				18,541,519
4 TRANSFERENCIAS CORRIENTES	673,302,485	4,190,994,654	4,864,297,139				4,864,297,139
5 TRANSFERENCIAS DE CAPITAL	497,686,813	2,496,391,235	2,994,078,048				2,994,078,048
7 ACTIVOS FINANCIEROS	1,461,100	1,175,079,678	1,176,540,778				1,176,540,778
9 GASTOS FINANCIEROS		52,118,791	52,118,791				52,118,791
TOTALES	**1,224,434,495**	**8,180,378,870**	**9,404,813,365**				**9,404,813,365**

OFICINA NACIONAL DE PRESUPUESTO

CLASIFICACION POR OBJETO Y CUENTA DEL GASTO

SECTOR DESCENTRALIZADO

ENERO - DICIEMBRE 2007

(valores en RD$)

5121 LIGA MUNICIPAL DOMINICANA

CODIGO	DESCRIPCION	COMPROMISO	DEVENGADO	PAGADO
1	**SERVICIOS PERSONALES**		**232,828,285**	**232,828,285**
1 1	SUELDOS PARA CARGOS FIJOS		184,158,230	184,158,230
1 2	SUELDOS PERSONAL TEMPORERO		22,182,128	22,182,128
1 5	HONORARIOS		595,080	595,080
1 6	DIETAS Y GASTOS DE REPRESENTACIÓN		13,087,323	13,087,323
1 8	GRATIFICACIONES Y BONIFICACIONES		12,805,524	12,805,524
2	**SERVICIOS NO PERSONALES**		**66,408,805**	**66,408,805**
2 1	SERVICIOS DE COMUNICACIONES		5,430,460	5,430,460
2 2	SERVICIOS BÁSICOS		3,483,649	3,483,649
2 3	PUBLICIDAD, IMPRESIÓN Y ENCUADERNACIÓN		9,787,390	9,787,390
2 4	VIÁTICOS		3,317,112	3,317,112
2 6	ALQUILERES		19,565,767	19,565,767
2 7	SEGUROS		7,554,443	7,554,443
2 8	CONSERV., REPS. MENORES Y CONSTS. TEMP.		1,537,625	1,537,625
2 9	OTROS SERVICIOS NO PERSONALES		15,732,359	15,732,359
3	**MATERIALES Y SUMINISTROS**		**18,541,519**	**18,541,519**
3 1	ALIMENTOS Y PRODUCTOS AGROFORESTALES		5,120,424	5,120,424
3 3	PRODUCTOS DE PAPEL, CARTÓN E IMPRESOS		1,397,493	1,397,493
3 4	COMBUSTIBLES, LUBRICANTES, PROD. QUÍMICOS Y C.		9,725,610	9,725,610
3 5	PRODUCTOS DE CUERO, CAUCHO Y PLASTICO		974,168	974,168
3 6	PRODUCTOS DE MINERALES METALICOS Y NO METALICOS		22,975	22,975
3 9	PRODUCTOS Y ÚTILES VARIOS		1,300,849	1,300,849
4	**TRANSFERENCIAS CORRIENTES**		**4,864,297,139**	**4,864,297,139**
4 1	PRESTACIONES DE LA SEGURIDAD SOCIAL		23,270,662	23,270,662
4 2	TRANSFERENCIAS CORRIENTES AL SECTOR PRIVADO		223,213,190	223,213,190
4 3	TRANSFERENCIAS CORRIENTES AL SECTOR PÚBLICO		4,617,813,287	4,617,813,287
5	**TRANSFERENCIAS DE CAPITAL**		**2,994,078,048**	**2,994,078,048**
5 2	TRANSFERENCIAS DE CAPITAL AL SECTOR PÚBLICO		2,994,078,048	2,994,078,048
7	**ACTIVOS FINANCIEROS**		**1,176,540,778**	**1,176,540,778**
7 4	INCREMENTO DE OTROS ACTIVOS FINANCIEROS		1,176,540,778	1,176,540,778
9	**GASTOS FINANCIEROS**		**52,118,791**	**52,118,791**
9 1	INTERESES DEUDA INTERNA		52,118,791	52,118,791
	TOTALES		**9,404,813,365**	**9,404,813,365**

OFICINA NACIONAL DE PRESUPUESTO

Distribución Programatica del Presupuesto

Año 2007

LIGA MUNICIPAL DOMINICANA

DEVENGADO

PRG	SUB PRG	PROY	ACTIVIDADES OBRAS	DENOMINACION	MONTO
01		00		**ACTIVIDADES CENTRALES**	175,975,573
	00			**N/A**	175,975,573
			01	SECRETARIA GENERAL Y GESTION ADMINISTRATIVA Y FINANCIERA	175,975,573
11		00		**SERVICIOS TECNICOS MUNICIPALES**	141,803,036
	00			**N/A**	141,803,036
			01	SERVICIOS MUNICIPALES	102,757,018
			02	SERVICIOS DE ASISTENCIA SOCIAL	39,046,018
99		00		**ADMINISTRACION DE TRANSFERENCIAS, ACTIVOS Y PASIVOS**	9,087,034,756
	00			**N/A**	9,087,034,756
			00	N/A	9,087,034,756
				TOTAL	9,404,813,365

EMPRESAS PUBLICAS NO FINANCIERAS

DIGEPRES
Dirección General de Presupuesto

CORPORACION DE ACUEDUCTO
Y
ALCANTARILLADO DE SANTO DOMINGO

DIGEPRES
Dirección General de Presupuesto

OFICINA NACIONAL DE PRESUPUESTO

CLASIFICACION ECONOMICA DE INGRESOS

TODAS LAS INSTITUCIONES

2007

(Expresado en RD$)

6102 CORPORACIÓN DEL ACUEDUCTO Y ALCANTARILLADO DE SANTO DOMINGO

CUENTA	DENOMINACION	MONTO
212	**CONTRIBUCIÓN DE EMPLEADOS**	**9,726,378.00**
212–001	CONTRIBUCION DE EMPLEADOS	9,726,378.00
222	**CONTRIBUCION DE EMPLEADOS**	**8,327,419.00**
222–001	CONTRIBUCION DE EMPLEADOS	8,327,419.00
412	**TRANSFERENCIAS CORRIENTES DE LA ADMINISTRACION CENTRAL**	**369,948,068.00**
412–001	DE LA ADMINISTRACIÓN CENTRAL	369,948,068.00
422	**TRANSFERENCIAS DE CAPITAL DE LA ADMINISTRACIÓN CENTRAL**	**1,803,583,321.00**
422–001	DE LA ADMINISTRACIÓN CENTRAL	1,803,583,321.00
522	**VENTA DE SERVICIOS DE EMPRESAS PÚBLICAS NO FINANCIERAS**	**833,504,371.00**
522–001	VENTAS DE SERVICIOS	833,504,371.00
741	**DISMINUCIÓN DE CAJA Y BANCOS**	**89,666,677.00**
741–001	DISMINUCIÓN DE CAJA Y BANCOS	89,666,677.00
841	**INCREMENTO DE CUENTAS POR PAGAR INTERNAS, DE CORTO PLAZO**	**1,464,899,486.00**
841–001	INCREMENTO DE CUENTAS POR PAGAR INTERNAS, DE CORTO PLAZO	1,464,899,486.00
	TOTAL GENERAL	**4,579,655,720**

OFICINA NACIONAL DE PRESUPUESTO

CLASIFICACION ECONOMICA DEL GASTO

INSTITUCIONES PUBLICAS DESCENTRALIZADAS O AUTONOMAS

Desde 31/01/2008 Hasta 31/12/008

(Expresado en RD$)

DEVENGADO

6102 CORPORACIÓN DEL ACUEDUCTO Y ALCANTARILLADO DE SANTO DOMINGO

CUENTA	DENOMINACION	MONTO
2 1	**GASTOS CORRIENTES**	**1,745,513,743**
2 1 1	**GASTOS DE OPERACIÓN**	**1,668,392,355**
2 1 1 1	REMUNERACIONES A EMPLEADOS	1,008,089,589
2 1 1 2	BIENES Y SERVICIOS	660,302,766
2 1 3	**INTERESES**	**45,295,160**
2 1 3 1	INTERESES DEUDA INTERNA	38,051,049
2 1 3 3	COMISIONES DEUDA PÚBLICA	7,244,111
2 1 4	**PRESTACIONES SOCIALES**	**31,600,591**
2 1 4 1	PRESTACIONES DE LA SEGURIDAD SOCIAL	31,600,591
2 1 5	**TRANSFERENCIAS CORRIENTES**	**225,637**
2 1 5 1	AL SECTOR PRIVADO	225,637
2 2	**GASTOS DE CAPITAL**	**2,442,236,331**
2 2 1	**INVERSIÓN REAL DIRECTA**	**2,442,236,331**
2 2 1 1	MAQUINARIAS Y EQUIPOS	124,471,637
2 2 1 2	CONSTRUCCIONES	2,314,561,381
2 2 1 4	ACTIVOS PREEXISTETES	600,000
2 2 1 7	OTROS ACTIVOS NO FINANCIEROS	2,603,313
I	**TOTAL GASTOS**	**4,187,750,074**
2 3	**APLICACIONES FINANCIERAS**	**391,905,646**
2 3 2	**PASIVOS FINANCIEROS**	**114,442,947**
2 3 2 1	AMORTIZACIÓN DEUDA INTERNA	114,442,947
2 3 3	**OTRAS APLICACIONES FINANCIERAS**	**277,462,699**
2 3 3 1	INCREMENTO DE CAJA Y BANCOS	202,729,004
2 3 3 3	DISMINUCIÓN DE CUENTAS POR PAGAR	74,733,695
II	**TOTAL APLICACIONES FINANCIERAS**	**391,905,646**
III = I + II	TOTAL GENERAL	**4,579,655,720**

OFICINA NACIONAL DE PRESUPUESTO

CLASIFICACION POR OBJETO DEL GASTO Y FUENTES DE FINANCIAMIENTO

SECTOR DESCENTRALIZADO

ENERO - DICIEMBRE 2007

EXPRESADO EN RD$

6102 CORPORACIÓN DEL ACUEDUCTO Y ALCANTARILLADO DE SANTO DOMINGO

OBJETO DEL GASTO	FUENTES INTERNAS			FUENTES EXTERNAS			TOTAL GENERAL
	FONDOS PROPIOS	TRANSFERENCIAS	TOTAL FUENTES	CREDITO EXTERNO	DONACIONES EXTERNAS	TOTAL FUENTES	
1 SERVICIOS PERSONALES	924,209,619	83,879,970	1,008,089,589				1,008,089,589
2 SERVICIOS NO PERSONALES	462,909,323	79,793,979	542,703,302				542,703,302
3 MATERIALES Y SUMINISTROS	114,556,178	3,043,286	117,599,464				117,599,464
4 TRANSFERENCIAS CORRIENTES	29,196,574	2,629,654	31,826,228				31,826,228
6 ACTIVOS NO FINANCIEROS	297,959,266	2,144,277,065	2,442,236,331				2,442,236,331
7 ACTIVOS FINANCIEROS	163,016,916	39,712,088	202,729,004				202,729,004
8 PASIVOS FINANCIEROS	47,231,654	141,944,988	189,176,642				189,176,642
9 GASTOS FINANCIEROS	36,387,943	8,907,217	45,295,160				45,295,160
TOTALES	**2,075,467,473**	**2,504,188,247**	**4,579,655,720**				**4,579,655,720**

OFICINA NACIONAL DE PRESUPUESTO

CLASIFICACION POR OBJETO Y CUENTA DEL GASTO

SECTOR DESCENTRALIZADO

ENERO - DICIEMBRE 2007

(valores en RD$)

6102 CORPORACIÓN DEL ACUEDUCTO Y ALCANTARILLADO DE SANTO DOMINGO

CODIGO	DESCRIPCION	COMPROMISO	DEVENGADO	PAGADO
1	**SERVICIOS PERSONALES**		**1,008,089,589**	**654,206,797**
1 1	SUELDOS PARA CARGOS FIJOS		320,851,044	320,851,044
1 2	SUELDOS PERSONAL TEMPORERO		258,303,980	258,303,980
1 3	SOBRESUELDOS		27,710,068	27,225,457
1 4	JORNALES		4,188,496	2,425,434
1 5	HONORARIOS		64,204	64,204
1 6	DIETAS Y GASTOS DE REPRESENTACIÓN		1,021,140	1,021,140
1 8	GRATIFICACIONES Y BONIFICACIONES		46,304,730	44,315,538
1 9	CONTRIBUCIONES A LA SEGURIDAD SOCIAL		349,645,927	
2	**SERVICIOS NO PERSONALES**		**542,703,302**	**351,818,541**
2 1	SERVICIOS DE COMUNICACIONES		6,687,862	6,687,862
2 2	SERVICIOS BÁSICOS		31,580	31,580
2 3	PUBLICIDAD, IMPRESIÓN Y ENCUADERNACIÓN		22,113,622	22,113,622
2 4	VIÁTICOS		1,002,053	1,002,053
2 5	TRANSPORTE Y ALMACENAJE		1,520,996	1,520,996
2 6	ALQUILERES		23,978,383	18,382,973
2 7	SEGUROS		41,128,741	33,156,262
2 8	CONSERV., REPS. MENORES Y CONSTS. TEMP.		1,456,556	1,456,556
2 9	OTROS SERVICIOS NO PERSONALES		444,783,509	267,466,637
3	**MATERIALES Y SUMINISTROS**		**117,599,464**	**109,547,795**
3 1	ALIMENTOS Y PRODUCTOS AGROFORESTALES		4,029,885	4,029,885
3 2	TEXTILES Y VESTUARIO		101,277	101,277
3 3	PRODUCTOS DE PAPEL, CARTÓN E IMPRESOS		2,046,845	2,046,845
3 4	COMBUSTIBLES, LUBRICANTES, PROD. QUÍMICOS Y C.		92,684,763	90,711,414
3 5	PRODUCTOS DE CUERO, CAUCHO Y PLASTICO		3,287,488	3,287,488
3 6	PRODUCTOS DE MINERALES METALICOS Y NO METALICOS		10,132,180	4,053,860
3 9	PRODUCTOS Y ÚTILES VARIOS		5,317,026	5,317,026
4	**TRANSFERENCIAS CORRIENTES**		**31,826,228**	**31,826,228**
4 1	PRESTACIONES DE LA SEGURIDAD SOCIAL		31,600,591	31,600,591
4 2	TRANSFERENCIAS CORRIENTES AL SECTOR PRIVADO		225,637	225,637
6	**ACTIVOS NO FINANCIEROS**		**2,442,236,331**	**1,465,267,665**
6 1	MAQUINARIA Y EQUIPO		124,471,637	80,779,044
6 2	INMUEBLES		600,000	150,000
6 3	CONSTRUCCIONES Y MEJORAS		2,314,561,381	1,381,735,308
6 9	OTROS ACTIVOS		2,603,313	2,603,313
7	**ACTIVOS FINANCIEROS**		**202,729,004**	**79,635,911**

OFICINA NACIONAL DE PRESUPUESTO

CLASIFICACION POR OBJETO Y CUENTA DEL GASTO

SECTOR DESCENTRALIZADO

ENERO - DICIEMBRE 2007

(valores en RD$)

6102 CORPORACIÓN DEL ACUEDUCTO Y ALCANTARILLADO DE SANTO DOMINGO

CODIGO	DESCRIPCION	COMPROMISO	DEVENGADO	PAGADO
7	**ACTIVOS FINANCIEROS**		**202,729,004**	**79,635,911**
7 4	INCREMENTO DE OTROS ACTIVOS FINANCIEROS		202,729,004	79,635,911
8	**PASIVOS FINANCIEROS**		**189,176,642**	**253,621,404**
8 1	AMORTIZACIÓN DE PRÉSTAMOS INTERNOS		114,442,947	114,442,947
8 7	DISMINUCIÓN DE PASIVOS CON PROVEEDORES		74,733,695	139,178,457
9	**GASTOS FINANCIEROS**		**45,295,160**	**45,295,160**
9 1	INTERESES DEUDA INTERNA		38,051,049	38,051,049
9 3	COMISIONES Y OTROS GASTOS DE LA LA DEUDA PÚBLICA		7,244,111	7,244,111
	TOTALES		**4,579,655,720**	**2,991,219,501**

OFICINA NACIONAL DE PRESUPUESTO

Distribución Programatica del Presupuesto

Año 2007

CIÓN DEL ACUEDUCTO Y ALCANTARILLADO DE SANTO

DEVENGADO

PRG	SUB PRG	PROY	ACTIVIDADES OBRAS	DENOMINACION	MONTO
01		00		**ACTIVIDAD CENTRAL**	930,402,063
	00			**N/A**	930,402,063
			01	DIRECCION, ADMINISTRACION Y COORDINACION INSTITUCIONAL	930,402,063
11		00		**INCORPORACION DE NUEVOS SISTEMAS DE AGUA POTABLE Y ALCA**	2,352,345,171
	00			**N/A**	2,352,345,171
			01	COORDINACION Y CONTRATACION DE OBRAS	330,487,587
		16		OPTIMIZACION DE LA PRODUCCION DE AGUA	3,580,979
			99	AMPLIACION DE LA RED. ELECTRIFICACION, INST. Y EQUIPAMIENTO DE PO	3,580,979
		19		AMPLIACION DE LA RED ZONA ESTE	4,857,460
			99	REFORZAMIENTO, CONSTRUCCION DE EMPALME Y AMPLIACION DE RED	4,857,460
		21		AMPLIACION DE LA RED DE DISTRIBUCION	8,152,456
			99	CONSTRUCCION DE LA RED Y CONSTRUCCION DE EMPALME	8,152,456
		24		AMPLIACION Y REHABILITACION REDES ZONA ESTE	4,491,425
			52	RED DISTRIBUCION BRISAS DEL ESTE	2,435,103
			73	AMPLIACION RED LOS TRES OJOS	2,056,322
		32		REGULACION Y REFORZAMIENTO SISTEMA DE ABASTECIMIENTO LOS	11,271,844
			65	LINEA DE IMPULSION, LOS ALCARRIZOS PARTE A SANTO DOMINGO ESTE	11,271,844
		33		MEJORAMIENTO DE LA OPERACION Y MEJORAMIENTO DE LA RED	183,157
			56	CONSTRUCCION DE REGISTROS ACUEDUCTO MULTIPLE DE GUERRA	183,157
		35		AMPLIACION DE LAS REDES DEL ALCANTARILLADO SANITARIO DE SA	167,757
			73	ALCANTARILLADO SANITARIO Y DRENAJE PLUVIAL SECTOR MANGANAGUA	135,580
			97	CONSTRUCCION DE COMETIDA REHABILITACION DE CAÑADA Y AMPLIACION	32,177
		36		CONSTRUCCION DEL ALCANTARILLADO SANITARIO ZONA NOROESTE	707,624
			61	SOLUCION PLUVIAL Y DE ALCANTARILLADO EN PROVINCIA SANTO DOMING	707,624
		42		PROYECTO CONSTRUCTIVO DE SANEAMIENTO PLUVIAL DE LA CAÑADA	620,083,806
			51	ESTUDIO Y DIVERSOS COSTOS DE INSTALACION	620,083,806
		46		SERVICIOS DE INGENIERIA ESPECIALIZADA, OPTIMIZACION DEL SISTEM	259,878,905
			51	GENERALES Y PARTICULARES	259,878,905
		49		RESIDUALES BOCA CHICA	55,383,251
			51	CONSTRUCCION DE OBRA	55,383,251
		56		REHABILITACION Y MEJORAMIENTO SISTEMA HAINA MANOGUAYABO	11,131,193
			51	REHABILITACION Y EQUIPAMIENTO ESTACION DE HAINA MANOGUAYABO	11,131,193
		63		PROGRAMA DE AMPLIACION Y REHABILITACION DE SISTEMAS DE AGU	598,888,869
			51	REHABILITACION ESTACION DE BOMBEO Y/O CLORACION	42,376,946
			52	AMPLIACION RED DE DISTRIBUCION	330,480,095
			53	REMODELACION DE EDIFICACIONES	76,484,891
			54	CONSTRUCCION DE ACOMETIDAS Y EMPALMES	15,731,434
			55	INSTALACION DE MEDIDORES	7,824,050
			56	SANEAMIENTO DE LAGUNAS Y CAÑADAS	97,795,709
			57	CONSTRUCCION Y EQUIPAMIENTO DE POZOS	4,815,091
			58	ADECUACION DE INSTALACIONES ELECTRICAS	23,380,653
		64		ESTUDIO PRESA HIGUERO	148,128,784
			51	CONSTRUCCION DE OBRA	148,128,784
		65		SUMINISTRO E INSTALACION PLANTA DEPURADORA RIO OZAMA	294,599,855
			51	CONSTRUCCION DE OBRA	294,599,855
		66		SANEAMIENTO LAGUNA NUÑEZ DE CACERES	350,219

OFICINA NACIONAL DE PRESUPUESTO

Distribución Programatica del Presupuesto

Año 2007

CIÓN DEL ACUEDUCTO Y ALCANTARILLADO DE SANTO

DEVENGADO

PRG	SUB PRG	PROY	ACTIVIDADES OBRAS	DENOMINACION	MONTO
11		66		**INCORPORACION DE NUEVOS SISTEMAS DE AGUA POTABLE Y ALCA**	2,352,345,171
	00			**N/A**	2,352,345,171
		66		SANEAMIENTO LAGUNA NUÑEZ DE CACERES	350,219
			51	CONSTRUCCION DE OBRA	350,219
12		00		**OPERACION, MANTENIMIENTO, PRODUCCION DIST. AGUAS POTABL**	351,780,890
	00			**N/A**	351,780,890
			01	ADMINISTRACION DE LOS RECURSOS, OPERACION DE LOS SISTEMA TRATA	351,780,890
13		00		**ADMINISTRACION Y GESTION COMERCIAL**	476,100,562
	00			**N/A**	476,100,562
			01	COORDINACION Y FISCALIZACION DE LA GESTION COMERCIAL CONTRATAD	470,079,910
		11		PROGRAMA DE INSTALACION DE MEDIDORES	6,020,652
			51	SUMINISTRO E INSTALACION DE MEDIDORES	6,020,652
99		00		**ADMINISTRACION DE ACTIVOS, PASIVOS Y TRANSFERENCIAS**	469,027,034
	00			**N/A**	469,027,034
			00	ADMINISTRACION DE ACTIVOS, PASIVOS Y TRANSFERENCIAS	469,027,034
				TOTAL	4,579,655,720

CORPORACION ESTATAL DE RADIO
Y
TELEVISION

DIGEPRES
Dirección General de Presupuesto

OFICINA NACIONAL DE PRESUPUESTO

CLASIFICACION ECONOMICA DE INGRESOS

TODAS LAS INSTITUCIONES

2007

(Expresado en RD$)

6103 CORPORACION ESTATAL DE RADIO Y TELEVISION

CUENTA	DENOMINACION	MONTO
412	**TRANSFERENCIAS CORRIENTES DE LA ADMINISTRACION CENTRAL**	**71,451,012.00**
412–001	DE LA ADMINISTRACIÓN CENTRAL	71,451,012.00
522	**VENTA DE SERVICIOS DE EMPRESAS PÚBLICAS NO FINANCIERAS**	**35,886,037.00**
522–001	VENTAS DE SERVICIOS	35,886,037.00
534	**ALQUILERES**	**90,000.00**
534–001	ALQUILERES O ARRENDAMIENTOS DE BIENES INMUEBLES	90,000.00
599	**OTROS INGRESOS NO IDENTIFICADOS**	**16,787,440.00**
599–001	OTROS INGRESOS NO ESPECIFICADOS	16,787,440.00
741	**DISMINUCIÓN DE CAJA Y BANCOS**	**4,993,430.00**
741–001	DISMINUCIÓN DE CAJA Y BANCOS	4,993,430.00
841	**INCREMENTO DE CUENTAS POR PAGAR INTERNAS, DE CORTO PLAZO**	**2,980,455.00**
841–001	INCREMENTO DE CUENTAS POR PAGAR INTERNAS, DE CORTO PLAZO	2,980,455.00
	TOTAL GENERAL	**132,188,374**

OFICINA NACIONAL DE PRESUPUESTO

CLASIFICACION ECONOMICA DEL GASTO

INSTITUCIONES PUBLICAS DESCENTRALIZADAS O AUTONOMAS

Desde 31/01/2008 Hasta 31/12/008

(Expresado en RD$)

DEVENGADO

6103 CORPORACION ESTATAL DE RADIO Y TELEVISION

CUENTA	DENOMINACION	MONTO
2 1	**GASTOS CORRIENTES**	**116,360,707**
2 1 1	**GASTOS DE OPERACIÓN**	**107,851,565**
2 1 1 1	REMUNERACIONES A EMPLEADOS	70,700,968
2 1 1 2	BIENES Y SERVICIOS	37,150,597
2 1 4	**PRESTACIONES SOCIALES**	**8,369,342**
2 1 4 1	PRESTACIONES DE LA SEGURIDAD SOCIAL	8,369,342
2 1 5	**TRANSFERENCIAS CORRIENTES**	**139,800**
2 1 5 1	AL SECTOR PRIVADO	139,800
2 2	**GASTOS DE CAPITAL**	**10,568,639**
2 2 1	**INVERSIÓN REAL DIRECTA**	**10,568,639**
2 2 1 1	MAQUINARIAS Y EQUIPOS	9,778,429
2 2 1 7	OTROS ACTIVOS NO FINANCIEROS	790,210
I	**TOTAL GASTOS**	**126,929,346**
2 3	**APLICACIONES FINANCIERAS**	**5,259,028**
2 3 3	**OTRAS APLICACIONES FINANCIERAS**	**5,259,028**
2 3 3 1	INCREMENTO DE CAJA Y BANCOS	4,567,497
2 3 3 3	DISMINUCIÓN DE CUENTAS POR PAGAR	691,531
II	**TOTAL APLICACIONES FINANCIERAS**	**5,259,028**
III = I + II	TOTAL GENERAL	**132,188,374**

OFICINA NACIONAL DE PRESUPUESTO

CLASIFICACION POR OBJETO DEL GASTO Y FUENTES DE FINANCIAMIENTO

SECTOR DESCENTRALIZADO

ENERO - DICIEMBRE 2007

EXPRESADO EN RD$

6103 CORPORACION ESTATAL DE RADIO Y TELEVISION

OBJETO DEL GASTO	FUENTES INTERNAS			FUENTES EXTERNAS			TOTAL GENERAL
	FONDOS PROPIOS	TRANSFERENCIAS	TOTAL FUENTES	CREDITO EXTERNO	DONACIONES EXTERNAS	TOTAL FUENTES	
1 SERVICIOS PERSONALES	50,658,497	20,042,471	70,700,968				70,700,968
2 SERVICIOS NO PERSONALES	1,467,526	20,710,948	22,178,474				22,178,474
3 MATERIALES Y SUMINISTROS	519,355	14,452,768	14,972,123				14,972,123
4 TRANSFERENCIAS CORRIENTES	3,731,287	4,777,855	8,509,142				8,509,142
6 ACTIVOS NO FINANCIEROS	627,492	9,941,147	10,568,639				10,568,639
7 ACTIVOS FINANCIEROS	3,449,207	1,118,290	4,567,497				4,567,497
8 PASIVOS FINANCIEROS	283,998	407,533	691,531				691,531
TOTALES	**60,737,362**	**71,451,012**	**132,188,374**				**132,188,374**

OFICINA NACIONAL DE PRESUPUESTO

CLASIFICACION POR OBJETO Y CUENTA DEL GASTO

SECTOR DESCENTRALIZADO

ENERO - DICIEMBRE 2007

(valores en RD$)

6103 CORPORACION ESTATAL DE RADIO Y TELEVISION

CODIGO	DESCRIPCION	COMPROMISO	DEVENGADO	PAGADO
1	**SERVICIOS PERSONALES**		**70,700,968**	**66,046,690**
1 1	SUELDOS PARA CARGOS FIJOS		56,366,323	51,712,045
1 2	SUELDOS PERSONAL TEMPORERO		5,698,107	5,698,107
1 3	SOBRESUELDOS		439,000	439,000
1 5	HONORARIOS		2,564,611	2,564,611
1 8	GRATIFICACIONES Y BONIFICACIONES		5,632,927	5,632,927
2	**SERVICIOS NO PERSONALES**		**22,178,474**	**16,543,502**
2 1	SERVICIOS DE COMUNICACIONES		3,079,471	1,860,587
2 2	SERVICIOS BÁSICOS		4,560,428	144,340
2 3	PUBLICIDAD, IMPRESIÓN Y ENCUADERNACIÓN		543,498	543,498
2 4	VIÁTICOS		1,511,530	1,511,530
2 5	TRANSPORTE Y ALMACENAJE		52,657	52,657
2 6	ALQUILERES		703,678	703,678
2 7	SEGUROS		1,375,946	1,375,946
2 8	CONSERV., REPS. MENORES Y CONSTS. TEMP.		5,132,824	5,132,824
2 9	OTROS SERVICIOS NO PERSONALES		5,218,442	5,218,442
3	**MATERIALES Y SUMINISTROS**		**14,972,123**	**14,972,123**
3 1	ALIMENTOS Y PRODUCTOS AGROFORESTALES		217,460	217,460
3 2	TEXTILES Y VESTUARIO		101,709	101,709
3 3	PRODUCTOS DE PAPEL, CARTÓN E IMPRESOS		382,857	382,857
3 4	COMBUSTIBLES, LUBRICANTES, PROD. QUÍMICOS Y C.		10,854,240	10,854,240
3 9	PRODUCTOS Y ÚTILES VARIOS		3,415,857	3,415,857
4	**TRANSFERENCIAS CORRIENTES**		**8,509,142**	**7,883,364**
4 1	PRESTACIONES DE LA SEGURIDAD SOCIAL		8,369,342	7,743,564
4 2	TRANSFERENCIAS CORRIENTES AL SECTOR PRIVADO		139,800	139,800
6	**ACTIVOS NO FINANCIEROS**		**10,568,639**	**10,568,639**
6 1	MAQUINARIA Y EQUIPO		9,778,429	9,778,429
6 9	OTROS ACTIVOS		790,210	790,210
7	**ACTIVOS FINANCIEROS**		**4,567,497**	
7 4	INCREMENTO DE OTROS ACTIVOS FINANCIEROS		4,567,497	
8	**PASIVOS FINANCIEROS**		**691,531**	**8,626,104**
8 7	DISMINUCIÓN DE PASIVOS CON PROVEEDORES		691,531	8,626,104
	TOTALES		**132,188,374**	**124,640,422**

OFICINA NACIONAL DE PRESUPUESTO

Distribución Programatica del Presupuesto

Año 2007

CORPORACION ESTATAL DE RADIO Y TELEVISION

DEVENGADO

PRG	SUB PRG	PROY	ACTIVIDADES OBRAS	DENOMINACION	MONTO
01		00		**ACTIVIDAD CENTRAL**	56,543,476
	00			**N/A**	56,543,476
			01	DIRECCION GENERAL Y COORDINACION INSTITUCIONAL	56,543,476
11		00		**ADMINISTRACION DE TELEVISION**	51,963,525
	00			**N/A**	51,963,525
			01	SUPERVISION, MANTENIMIENTO Y PUBLICIDAD DE LOS PROGRAMAS DE TEL	51,963,525
12		00		**ADMINISTRACION DE RADIO**	10,053,003
	00			**N/A**	10,053,003
			01	SUPERVISION, MANTENIMIENTO Y PUBLICIDAD DE LOS PROG. DE RADIO	10,053,003
99		00		**ADMINISTRACION DE TRANSF., ACTIVOS Y PASIVOS FINANCIEROS**	13,628,370
	00			**N/A**	13,628,370
			00	ADMINISTRACION DE TRANSF., ACTIVOS Y PASIVOS FINANCIEROS	13,628,370
				TOTAL	132,188,374

CORPORACION DE ACUEDUCTO
Y
ALCANTARILLADO DE SANTIAGO

DIGEPRES
Dirección General de Presupuesto

OFICINA NACIONAL DE PRESUPUESTO

CLASIFICACION ECONOMICA DE INGRESOS

TODAS LAS INSTITUCIONES

2007

(Expresado en RD$)

6104 CORPORACIÓN DE ACUEDUCTO Y ALCANTARILLADO DE SANTIAGO

CUENTA	DENOMINACION	MONTO
412	**TRANSFERENCIAS CORRIENTES DE LA ADMINISTRACION CENTRAL**	**92,369,396.00**
412–001	DE LA ADMINISTRACIÓN CENTRAL	92,369,396.00
422	**TRANSFERENCIAS DE CAPITAL DE LA ADMINISTRACIÓN CENTRAL**	**100,252,043.00**
422–001	DE LA ADMINISTRACIÓN CENTRAL	100,252,043.00
522	**VENTA DE SERVICIOS DE EMPRESAS PÚBLICAS NO FINANCIERAS**	**567,896,456.00**
522–001	VENTAS DE SERVICIOS	567,896,456.00
532	**INTERESES**	**1,569,577.00**
532–001	INTERESES PERCIBIDOS	1,569,577.00
591	**RECARGOS**	**5,557,160.00**
591–001	RECARGOS	5,557,160.00
592	**MULTAS**	**19,801,723.00**
592–001	MULTAS	19,801,723.00
599	**OTROS INGRESOS NO IDENTIFICADOS**	**134,421,013.00**
599–001	OTROS INGRESOS NO ESPECIFICADOS	134,421,013.00
741	**DISMINUCIÓN DE CAJA Y BANCOS**	**58,895,951.00**
741–001	DISMINUCIÓN DE CAJA Y BANCOS	58,895,951.00
841	**INCREMENTO DE CUENTAS POR PAGAR INTERNAS, DE CORTO PLAZO**	**30,069,669.00**
841–001	INCREMENTO DE CUENTAS POR PAGAR INTERNAS, DE CORTO PLAZO	30,069,669.00
	TOTAL GENERAL	**1,010,832,988**

OFICINA NACIONAL DE PRESUPUESTO

CLASIFICACION ECONOMICA DEL GASTO

INSTITUCIONES PUBLICAS DESCENTRALIZADAS O AUTONOMAS

Desde 31/01/2008 Hasta 31/12/008

(Expresado en RD$)

DEVENGADO

6104 CORPORACIÓN DE ACUEDUCTO Y ALCANTARILLADO DE SANTIAGO

CUENTA	DENOMINACION	MONTO
2 1	**GASTOS CORRIENTES**	**787,208,911**
2 1 1	**GASTOS DE OPERACIÓN**	**683,098,687**
2 1 1 1	REMUNERACIONES A EMPLEADOS	477,998,769
2 1 1 2	BIENES Y SERVICIOS	205,099,918
2 1 4	**PRESTACIONES SOCIALES**	**12,870,693**
2 1 4 1	PRESTACIONES DE LA SEGURIDAD SOCIAL	12,870,693
2 1 5	**TRANSFERENCIAS CORRIENTES**	**91,239,531**
2 1 5 1	AL SECTOR PRIVADO	7,848,920
2 1 5 2	AL SECTOR PÚBLICO	83,390,611
2 2	**GASTOS DE CAPITAL**	**110,856,629**
2 2 1	**INVERSIÓN REAL DIRECTA**	**110,856,629**
2 2 1 1	MAQUINARIAS Y EQUIPOS	12,633,765
2 2 1 2	CONSTRUCCIONES	92,376,579
2 2 1 4	ACTIVOS PREEXISTETES	2,200,000
2 2 1 7	OTROS ACTIVOS NO FINANCIEROS	3,646,285
I	**TOTAL GASTOS**	**898,065,540**
2 3	**APLICACIONES FINANCIERAS**	**112,767,448**
2 3 1	**ACTIVOS FINANCIEROS**	**22,000,001**
2 3 1 2	COMPRA DE TÍTULOS Y VALORES	22,000,001
2 3 3	**OTRAS APLICACIONES FINANCIERAS**	**90,767,447**
2 3 3 1	INCREMENTO DE CAJA Y BANCOS	61,935,548
2 3 3 3	DISMINUCIÓN DE CUENTAS POR PAGAR	28,831,899
II	**TOTAL APLICACIONES FINANCIERAS**	**112,767,448**
III = I + II	TOTAL GENERAL	1,010,832,988

OFICINA NACIONAL DE PRESUPUESTO

CLASIFICACION POR OBJETO DEL GASTO Y FUENTES DE FINANCIAMIENTO

SECTOR DESCENTRALIZADO

ENERO - DICIEMBRE 2007

EXPRESADO EN RD$

6104 CORPORACIÓN DE ACUEDUCTO Y ALCANTARILLADO DE SANTIAGO

OBJETO DEL GASTO	FUENTES INTERNAS			FUENTES EXTERNAS			TOTAL GENERAL
	FONDOS PROPIOS	TRANSFERENCIAS	TOTAL FUENTES	CREDITO EXTERNO	DONACIONES EXTERNAS	TOTAL FUENTES	
1 SERVICIOS PERSONALES	382,684,271	95,314,498	477,998,769				477,998,769
2 SERVICIOS NO PERSONALES	67,728,000	1,403,866	69,131,866				69,131,866
3 MATERIALES Y SUMINISTROS	134,393,004	1,575,048	135,968,052				135,968,052
4 TRANSFERENCIAS CORRIENTES	87,750,500	16,359,724	104,110,224				104,110,224
6 ACTIVOS NO FINANCIEROS	67,323,388	43,533,241	110,856,629				110,856,629
7 ACTIVOS FINANCIEROS	51,224,826	32,710,723	83,935,549				83,935,549
8 PASIVOS FINANCIEROS	27,107,560	1,724,339	28,831,899				28,831,899
TOTALES	**818,211,549**	**192,621,439**	**1,010,832,988**				**1,010,832,988**

OFICINA NACIONAL DE PRESUPUESTO

CLASIFICACION POR OBJETO Y CUENTA DEL GASTO

SECTOR DESCENTRALIZADO

ENERO - DICIEMBRE 2007

(valores en RD$)

6104 CORPORACIÓN DE ACUEDUCTO Y ALCANTARILLADO DE SANTIAGO

CODIGO	DESCRIPCION	COMPROMISO	DEVENGADO	PAGADO
1	**SERVICIOS PERSONALES**		**477,998,769**	**422,312,066**
1 1	SUELDOS PARA CARGOS FIJOS		363,309,813	312,871,380
1 2	SUELDOS PERSONAL TEMPORERO		2,690,474	2,645,531
1 3	SOBRESUELDOS		18,486,878	15,163,851
1 5	HONORARIOS		369,939	365,468
1 6	DIETAS Y GASTOS DE REPRESENTACIÓN		4,676,006	4,668,847
1 8	GRATIFICACIONES Y BONIFICACIONES		69,763,642	67,994,248
1 9	CONTRIBUCIONES A LA SEGURIDAD SOCIAL		18,702,017	18,602,741
2	**SERVICIOS NO PERSONALES**		**69,131,866**	**67,444,256**
2 1	SERVICIOS DE COMUNICACIONES		5,242,118	5,180,882
2 2	SERVICIOS BÁSICOS		81,815	81,770
2 3	PUBLICIDAD, IMPRESIÓN Y ENCUADERNACIÓN		6,908,361	6,669,663
2 4	VIÁTICOS		266,816	266,816
2 5	TRANSPORTE Y ALMACENAJE		1,991,005	1,924,759
2 6	ALQUILERES		1,370,384	1,348,039
2 7	SEGUROS		21,168,050	20,885,193
2 8	CONSERV., REPS. MENORES Y CONSTS. TEMP.		8,463,273	8,253,375
2 9	OTROS SERVICIOS NO PERSONALES		23,640,044	22,833,759
3	**MATERIALES Y SUMINISTROS**		**135,968,052**	**98,963,005**
3 1	ALIMENTOS Y PRODUCTOS AGROFORESTALES		2,885,433	2,770,001
3 2	TEXTILES Y VESTUARIO		9,187,514	4,558,093
3 3	PRODUCTOS DE PAPEL, CARTÓN E IMPRESOS		1,697,578	983,340
3 4	COMBUSTIBLES, LUBRICANTES, PROD. QUÍMICOS Y C.		83,417,608	67,203,443
3 5	PRODUCTOS DE CUERO, CAUCHO Y PLASTICO		8,754,452	5,267,381
3 6	PRODUCTOS DE MINERALES METALICOS Y NO METALICOS		23,944,250	14,212,026
3 9	PRODUCTOS Y ÚTILES VARIOS		6,081,217	3,968,721
4	**TRANSFERENCIAS CORRIENTES**		**104,110,224**	**82,454,828**
4 1	PRESTACIONES DE LA SEGURIDAD SOCIAL		12,870,693	12,766,029
4 2	TRANSFERENCIAS CORRIENTES AL SECTOR PRIVADO		7,848,920	7,707,749
4 3	TRANSFERENCIAS CORRIENTES AL SECTOR PÚBLICO		83,390,611	61,981,050
6	**ACTIVOS NO FINANCIEROS**		**110,856,629**	**104,879,134**
6 1	MAQUINARIA Y EQUIPO		12,633,765	10,187,803
6 2	INMUEBLES		2,200,000	2,200,000
6 3	CONSTRUCCIONES Y MEJORAS		92,376,579	88,882,594
6 9	OTROS ACTIVOS		3,646,285	3,608,737
7	**ACTIVOS FINANCIEROS**		**83,935,549**	**83,490,262**

OFICINA NACIONAL DE PRESUPUESTO

CLASIFICACION POR OBJETO Y CUENTA DEL GASTO

SECTOR DESCENTRALIZADO

ENERO - DICIEMBRE 2007

(valores en RD$)

6104 CORPORACIÓN DE ACUEDUCTO Y ALCANTARILLADO DE SANTIAGO

CODIGO	DESCRIPCION	COMPROMISO	DEVENGADO	PAGADO
7	**ACTIVOS FINANCIEROS**		**83,935,549**	**83,490,262**
7 2	COMPRA DE TÍTULOS Y VALORES		22,000,001	22,000,001
7 4	INCREMENTO DE OTROS ACTIVOS FINANCIEROS		61,935,548	61,490,261
8	**PASIVOS FINANCIEROS**		**28,831,899**	**121,219,768**
8 7	DISMINUCIÓN DE PASIVOS CON PROVEEDORES		28,831,899	121,219,768
	TOTALES		**1,010,832,988**	**980,763,319**

OFICINA NACIONAL DE PRESUPUESTO

Distribución Programatica del Presupuesto

Año 2007

PORACIÓN DE ACUEDUCTO Y ALCANTARILLADO DE SANT

DEVENGADO

PRG	SUB PRG	PROY	ACTIVIDADES OBRAS	DENOMINACION	MONTO
01		00		**ACTIVIDADES CENTRALES**	327,653,629
	00			**N/A**	327,653,629
			01	DIRECCION SUPERIOR Y COORDINACION INSTITUCIONAL	177,394,181
			02	GESTION ADMINISTRATIVA FINANCIERA Y SERVICIOS GENERALES	150,259,448
11		00		**SERVICIOS DE AGUA POTABLE**	352,162,444
	00			**N/A**	352,162,444
			01	AMPLIACION Y REMODELACION DE LOS SISTEMAS DE AGUA POTABLE	22,775,023
			02	OPERACION Y MANTENIMIENTO DE LOS SISTEMAS DE AGUA POTABLE	94,384,381
			03	TRATAMIENTO DE AGUA POTABLE	46,526,874
			04	COMERCIALIZACION DEL SERVICIO DE AGUA POTABLE	150,776,855
		11		AMPLIACION REDES DISTRIBUCION AGUA POTABLE	37,699,311
			51	INSTALACION TUBERIA AGUA POTABLE	5,967,159
			52	PROGRAMA DE SECTORIZACION DE REDES	1,824,503
			53	INSTALACION DE MEDIDORES	4,564,429
			56	REHABILITACION ACUEDUCTO LA BARRANQUITA -LA CHARCAS	7,229,446
			57	AMPLIACION SISTEMA AGUA POTABLE LOS REYES	18,113,774
12		00		**SANEAMIENTO DE LAS AGUAS RESIDUALES**	117,673,330
	00			**N/A**	117,673,330
			01	AMPLIACION Y REMODELACION DE LOS SISTEMAS DE AGUAS RESIDUALES	9,333,517
			02	OPERACION Y MANTENIMIENTO DE LOS SISTEMAS DE AGUAS RESIDUALES	27,466,335
			03	TRATAMIENTO DE AGUAS RESIDUALES	45,595,565
		11		AMPLIACION RED DE ALCANTARILLADO SANITARIO	35,277,913
			51	SOLUCION, AMPLIACION Y SUSTITUCION TUBERIA AGUAS RESIDUALES	29,112,155
			52	CONSTRUCCION MURO GAVIONES PLANTA EL EMBRUJO	4,592,818
			53	CONSTRUCCION CIRCUITO ELECTRICO PLANTA TAMBORIL	1,572,940
99		00		**ADMINISTRACION DE ACTIVOS, PASIVOS Y TRANSFERENCIA**	213,343,585
	00			**N/A**	213,343,585
			00	ADMINISTRACION DE ACTIVOS, PASIVOS Y TRANSFERENCIAS	213,343,585
				TOTAL	1,010,832,988

CORPORACION DOMINICANA
DE
EMPRESAS ELECTRICAS ESTATALES

DIGEPRES
Dirección General de Presupuesto

OFICINA NACIONAL DE PRESUPUESTO

CLASIFICACION ECONOMICA DE INGRESOS

TODAS LAS INSTITUCIONES

2007

(Expresado en RD$)

6105 CORPORACIÓN DOMINICANA DE EMPRESAS ELECTRICAS ESTATALES

CUENTA	DENOMINACION	MONTO
412	**TRANSFERENCIAS CORRIENTES DE LA ADMINISTRACION CENTRAL**	**20,604,287,326.00**
412–001	DE LA ADMINISTRACIÓN CENTRAL	20,604,287,326.00
422	**TRANSFERENCIAS DE CAPITAL DE LA ADMINISTRACIÓN CENTRAL**	**5,227,688,888.00**
422–001	DE LA ADMINISTRACIÓN CENTRAL	5,227,688,888.00
522	**VENTA DE SERVICIOS DE EMPRESAS PÚBLICAS NO FINANCIERAS**	**9,826,614,527.00**
522–001	VENTAS DE SERVICIOS	9,826,614,527.00
534	**ALQUILERES**	**9,402,586.00**
534–001	ALQUILERES O ARRENDAMIENTOS DE BIENES INMUEBLES	9,402,586.00
599	**OTROS INGRESOS NO IDENTIFICADOS**	**2,660,520,671.00**
599–001	OTROS INGRESOS NO ESPECIFICADOS	2,660,520,671.00
741	**DISMINUCIÓN DE CAJA Y BANCOS**	**2,335,961,442.00**
741–001	DISMINUCIÓN DE CAJA Y BANCOS	2,335,961,442.00
841	**INCREMENTO DE CUENTAS POR PAGAR INTERNAS, DE CORTO PLAZO**	**36,618,501.00**
841–001	INCREMENTO DE CUENTAS POR PAGAR INTERNAS, DE CORTO PLAZO	36,618,501.00
	TOTAL GENERAL	**40,701,093,941**

OFICINA NACIONAL DE PRESUPUESTO

CLASIFICACION ECONOMICA DEL GASTO

INSTITUCIONES PUBLICAS DESCENTRALIZADAS O AUTONOMAS

Desde 31/01/2008 Hasta 31/12/008

(Expresado en RD$)

DEVENGADO

6105 CORPORACIÓN DOMINICANA DE EMPRESAS ELECTRICAS ESTATALES

CUENTA	DENOMINACION	MONTO
2 1	**GASTOS CORRIENTES**	**30,647,763,756**
2 1 1	**GASTOS DE OPERACIÓN**	**12,795,956,208**
2 1 1 1	REMUNERACIONES A EMPLEADOS	1,678,892,238
2 1 1 2	BIENES Y SERVICIOS	11,117,063,970
2 1 3	**INTERESES**	**17,594,652**
2 1 3 1	INTERESES DEUDA INTERNA	15,711,774
2 1 3 3	COMISIONES DEUDA PÚBLICA	1,882,878
2 1 5	**TRANSFERENCIAS CORRIENTES**	**17,834,212,896**
2 1 5 1	AL SECTOR PRIVADO	28,399,279
2 1 5 2	AL SECTOR PÚBLICO	17,805,813,617
2 2	**GASTOS DE CAPITAL**	**6,911,261,857**
2 2 1	**INVERSIÓN REAL DIRECTA**	**1,683,572,964**
2 2 1 1	MAQUINARIAS Y EQUIPOS	273,530,485
2 2 1 2	CONSTRUCCIONES	1,346,263,946
2 2 1 4	ACTIVOS PREEXISTETES	42,288,730
2 2 1 7	OTROS ACTIVOS NO FINANCIEROS	21,489,803
2 2 3	**TRANSFERENCIAS DE CAPITAL**	**5,227,688,893**
2 2 3 2	AL SECTOR PÚBLICO	5,227,688,893
I	**TOTAL GASTOS**	**37,559,025,613**
2 3	**APLICACIONES FINANCIERAS**	**3,142,068,328**
2 3 1	**ACTIVOS FINANCIEROS**	**80,000,000**
2 3 1 2	COMPRA DE TÍTULOS Y VALORES	80,000,000
2 3 2	**PASIVOS FINANCIEROS**	**2,329,985,800**
2 3 2 1	AMORTIZACIÓN DEUDA INTERNA	2,329,985,800
2 3 3	**OTRAS APLICACIONES FINANCIERAS**	**732,082,528**
2 3 3 1	INCREMENTO DE CAJA Y BANCOS	476,648,056
2 3 3 3	DISMINUCIÓN DE CUENTAS POR PAGAR	255,434,472
II	**TOTAL APLICACIONES FINANCIERAS**	**3,142,068,328**
III = I + II	**TOTAL GENERAL**	**40,701,093,941**

OFICINA NACIONAL DE PRESUPUESTO

CLASIFICACION POR OBJETO DEL GASTO Y FUENTES DE FINANCIAMIENTO

SECTOR DESCENTRALIZADO

ENERO - DICIEMBRE 2007

EXPRESADO EN RD$

6105 CORPORACIÓN DOMINICANA DE EMPRESAS ELECTRICAS ESTATALES

OBJETO DEL GASTO	FUENTES INTERNAS			FUENTES EXTERNAS			TOTAL GENERAL
	FONDOS PROPIOS	TRANSFERENCIAS	TOTAL FUENTES	CREDITO EXTERNO	DONACIONES EXTERNAS	TOTAL FUENTES	
1 SERVICIOS PERSONALES	1,678,892,238		1,678,892,238				1,678,892,238
2 SERVICIOS NO PERSONALES	8,055,657,858	2,836,787,760	10,892,445,618				10,892,445,618
3 MATERIALES Y SUMINISTROS	224,618,352		224,618,352				224,618,352
4 TRANSFERENCIAS CORRIENTES	66,713,331	17,767,499,565	17,834,212,896				17,834,212,896
5 TRANSFERENCIAS DE CAPITAL	4	5,227,688,889	5,227,688,893				5,227,688,893
6 ACTIVOS NO FINANCIEROS	1,683,572,964		1,683,572,964				1,683,572,964
7 ACTIVOS FINANCIEROS	556,648,056		556,648,056				556,648,056
8 PASIVOS FINANCIEROS	2,585,420,272		2,585,420,272				2,585,420,272
9 GASTOS FINANCIEROS	17,594,652		17,594,652				17,594,652
TOTALES	**14,869,117,727**	**25,831,976,214**	**40,701,093,941**				**40,701,093,941**

OFICINA NACIONAL DE PRESUPUESTO

CLASIFICACION POR OBJETO Y CUENTA DEL GASTO

SECTOR DESCENTRALIZADO

ENERO - DICIEMBRE 2007

(valores en RD$)

6105 CORPORACIÓN DOMINICANA DE EMPRESAS ELECTRICAS ESTATALES

CODIGO	DESCRIPCION	COMPROMISO	DEVENGADO	PAGADO
1	**SERVICIOS PERSONALES**		**1,678,892,238**	**1,661,412,626**
1 1	SUELDOS PARA CARGOS FIJOS		1,181,409,593	1,181,409,593
1 2	SUELDOS PERSONAL TEMPORERO		59,463,446	55,612,186
1 3	SOBRESUELDOS		70,867,848	69,466,800
1 4	JORNALES		6,282,219	6,282,219
1 5	HONORARIOS		56,121,807	44,069,503
1 6	DIETAS Y GASTOS DE REPRESENTACIÓN		2,788,410	2,788,410
1 8	GRATIFICACIONES Y BONIFICACIONES		205,755,440	205,580,440
1 9	CONTRIBUCIONES A LA SEGURIDAD SOCIAL		96,203,475	96,203,475
2	**SERVICIOS NO PERSONALES**		**10,892,445,618**	**10,768,766,617**
2 1	SERVICIOS DE COMUNICACIONES		33,556,728	33,556,728
2 2	SERVICIOS BÁSICOS		10,239,369,045	10,230,183,883
2 3	PUBLICIDAD, IMPRESIÓN Y ENCUADERNACIÓN		100,343,494	41,654,559
2 4	VIÁTICOS		26,763,562	26,760,762
2 5	TRANSPORTE Y ALMACENAJE		18,660,791	18,559,541
2 6	ALQUILERES		44,521,846	44,475,246
2 7	SEGUROS		65,388,148	65,388,148
2 8	CONSERV., REPS. MENORES Y CONSTS. TEMP.		63,559,586	61,070,748
2 9	OTROS SERVICIOS NO PERSONALES		300,282,418	247,117,002
3	**MATERIALES Y SUMINISTROS**		**224,618,352**	**182,922,065**
3 1	ALIMENTOS Y PRODUCTOS AGROFORESTALES		22,108,112	20,347,280
3 2	TEXTILES Y VESTUARIO		4,219,506	4,177,456
3 3	PRODUCTOS DE PAPEL, CARTÓN E IMPRESOS		8,823,201	7,490,900
3 4	COMBUSTIBLES, LUBRICANTES, PROD. QUÍMICOS Y C.		106,493,408	74,964,810
3 5	PRODUCTOS DE CUERO, CAUCHO Y PLASTICO		8,869,626	8,392,338
3 6	PRODUCTOS DE MINERALES METALICOS Y NO METALICOS		6,096,531	5,980,764
3 9	PRODUCTOS Y ÚTILES VARIOS		68,007,968	61,568,517
4	**TRANSFERENCIAS CORRIENTES**		**17,834,212,896**	**17,831,063,760**
4 2	TRANSFERENCIAS CORRIENTES AL SECTOR PRIVADO		28,399,279	28,068,556
4 3	TRANSFERENCIAS CORRIENTES AL SECTOR PÚBLICO		17,805,813,617	17,802,995,204
5	**TRANSFERENCIAS DE CAPITAL**		**5,227,688,893**	**5,227,688,893**
5 2	TRANSFERENCIAS DE CAPITAL AL SECTOR PÚBLICO		5,227,688,893	5,227,688,893
6	**ACTIVOS NO FINANCIEROS**		**1,683,572,964**	**1,610,130,990**
6 1	MAQUINARIA Y EQUIPO		273,530,485	272,168,715
6 2	INMUEBLES		42,288,730	33,805,872
6 3	CONSTRUCCIONES Y MEJORAS		1,346,263,946	1,282,769,808

OFICINA NACIONAL DE PRESUPUESTO

CLASIFICACION POR OBJETO Y CUENTA DEL GASTO

SECTOR DESCENTRALIZADO

ENERO - DICIEMBRE 2007

(valores en RD$)

6105 CORPORACIÓN DOMINICANA DE EMPRESAS ELECTRICAS ESTATALES

CODIGO	DESCRIPCION	COMPROMISO	DEVENGADO	PAGADO
6	**ACTIVOS NO FINANCIEROS**		**1,683,572,964**	**1,610,130,990**
6 9	OTROS ACTIVOS		21,489,803	21,386,595
7	**ACTIVOS FINANCIEROS**		**556,648,056**	**80,000,000**
7 2	COMPRA DE TÍTULOS Y VALORES		80,000,000	80,000,000
7 4	INCREMENTO DE OTROS ACTIVOS FINANCIEROS		476,648,056	
8	**PASIVOS FINANCIEROS**		**2,585,420,272**	**2,808,247,781**
8 1	AMORTIZACIÓN DE PRÉSTAMOS INTERNOS		2,329,985,800	2,329,985,802
8 7	DISMINUCIÓN DE PASIVOS CON PROVEEDORES		255,434,472	478,261,979
9	**GASTOS FINANCIEROS**		**17,594,652**	**17,594,652**
9 1	INTERESES DEUDA INTERNA		15,711,774	15,711,774
9 3	COMISIONES Y OTROS GASTOS DE LA LA DEUDA PÚBLICA		1,882,878	1,882,878
	TOTALES		**40,701,093,941**	**40,187,827,384**

OFICINA NACIONAL DE PRESUPUESTO

Distribución Programatica del Presupuesto

Año 2007

ORACIÓN DOMINICANA DE EMPRESAS ELECTRICAS ESTA

DEVENGADO

PRG	SUB PRG	PROY	ACTIVIDADES OBRAS	DENOMINACION	MONTO
01		00		**ACTIVIDADES CENTRALES**	11,617,705,985
	00			**N/A**	11,617,705,985
			01	ADMINISTRACIÓN Y COORDINACIÓN	1,192,986,633
			02	DIRECCION DE COMERCIALIZACIÓN	10,263,824,560
			03	DIRECCION DEL PROGRAMA DE REDUCCION DE APAGONES	160,894,792
11		00		**PROGRAMA DE ELECTRIFICACIÓN RURAL Y SUB-URBANA**	897,893,145
	00			**N/A**	897,893,145
			01	SERVICIOS DE ELECTRIFICACION RURAL Y SUB-URBANA.	897,893,145
12		00		**SISTEMA DE GENERACIÓN HIDROELÉCTRICA**	1,009,432,835
	00			**N/A**	1,009,432,835
			01	ADMINISTRACIÓN Y COORDINACIÓN	1,003,267,267
		11		REHABILITACIÓN Y MANTENIMIENTO ELECTROMECÁNICA DE CENTRALE	6,165,568
			51	REHABILITACIÓN CENTRAL RINCÓN	2,578,552
			52	REHABILITACIÓN CENTRAL SABANETA	3,587,016
13		00		**SISTEMA DE TRANSMISIÓN**	970,831,909
	00			**N/A**	970,831,909
			01	SERVICIOS DE COORDINACIÓN TÉCNICA.	150,892,387
			02	DIRECCIÓN DE OPERACIONES DEL SISTEMA.	107,148,693
			03	DIRECCIÓN DE MANTENIMIENTO DE LÍNEAS Y SUBESTACIONES.	318,691,913
			04	DIRECCIÓN DE PROYECTOS DE TRANSMISIÓN	176,233,701
		11		AMPLIACIÓN, CONSTRUCCIÓN Y RECONSTRUCCIÓN DE LÍNEAS DE TRAN	217,865,215
			51	L. T. 138KV ANILLO NOROESTE Y NORTE.	29,407,278
			53	L. T. 138KV SEGUNDO ANILLO DE SANTO DOMINGO.	150,562,380
			57	L. T. 345KV SANTO DOMINGO - SANTIAGO.	37,895,557
99		00		**ADMINISTRACIÓN DE TRANSFERENCIAS, ACTIVOS Y PASIVOS FINA**	26,205,230,067
	00			**N/A**	26,205,230,067
			00	ADMINISTRACIÓN DE TRANSFERENCIAS, ACTIVOS Y PASIVOS FINANCIEROS	26,205,230,067
				TOTAL	40,701,093,941

CORPORACION DE ACUEDUCTO
Y
ALCANTARILLADO DE MOCA

DIGEPRES
Dirección General de Presupuesto

OFICINA NACIONAL DE PRESUPUESTO

CLASIFICACION ECONOMICA DE INGRESOS

TODAS LAS INSTITUCIONES

2007

(Expresado en RD$)

6107 CORPORACIÓN DE ACUEDUCTO Y ALCANTARILLADO DE MOCA

CUENTA	DENOMINACION	MONTO
412	**TRANSFERENCIAS CORRIENTES DE LA ADMINISTRACION CENTRAL**	**11,320,342.00**
412–001	DE LA ADMINISTRACIÓN CENTRAL	11,320,342.00
422	**TRANSFERENCIAS DE CAPITAL DE LA ADMINISTRACIÓN CENTRAL**	**9,555,553.00**
422–001	DE LA ADMINISTRACIÓN CENTRAL	9,555,553.00
522	**VENTA DE SERVICIOS DE EMPRESAS PÚBLICAS NO FINANCIERAS**	**57,425,805.00**
522–001	VENTAS DE SERVICIOS	57,425,805.00
741	**DISMINUCIÓN DE CAJA Y BANCOS**	**3,464,937.00**
741–001	DISMINUCIÓN DE CAJA Y BANCOS	3,464,937.00
841	**INCREMENTO DE CUENTAS POR PAGAR INTERNAS, DE CORTO PLAZO**	**2,270,409.00**
841–001	INCREMENTO DE CUENTAS POR PAGAR INTERNAS, DE CORTO PLAZO	2,270,409.00
	TOTAL GENERAL	**84,037,046**

OFICINA NACIONAL DE PRESUPUESTO

CLASIFICACION ECONOMICA DEL GASTO

INSTITUCIONES PUBLICAS DESCENTRALIZADAS O AUTONOMAS

Desde 31/01/2008 Hasta 31/12/008

(Expresado en RD$)

DEVENGADO

6107 CORPORACIÓN DE ACUEDUCTO Y ALCANTARILLADO DE MOCA

CUENTA	DENOMINACION	MONTO
2 1	**GASTOS CORRIENTES**	**66,715,896**
2 1 1	**GASTOS DE OPERACIÓN**	**65,113,827**
2 1 1 1	REMUNERACIONES A EMPLEADOS	46,976,811
2 1 1 2	BIENES Y SERVICIOS	18,137,016
2 1 4	**PRESTACIONES SOCIALES**	**669,076**
2 1 4 1	PRESTACIONES DE LA SEGURIDAD SOCIAL	669,076
2 1 5	**TRANSFERENCIAS CORRIENTES**	**932,993**
2 1 5 1	AL SECTOR PRIVADO	932,993
2 2	**GASTOS DE CAPITAL**	**14,321,689**
2 2 1	**INVERSIÓN REAL DIRECTA**	**14,321,689**
2 2 1 1	MAQUINARIAS Y EQUIPOS	1,461,912
2 2 1 2	CONSTRUCCIONES	12,859,777
I	**TOTAL GASTOS**	**81,037,585**
2 3	**APLICACIONES FINANCIERAS**	**2,999,461**
2 3 3	**OTRAS APLICACIONES FINANCIERAS**	**2,999,461**
2 3 3 1	INCREMENTO DE CAJA Y BANCOS	1,941,220
2 3 3 3	DISMINUCIÓN DE CUENTAS POR PAGAR	1,058,241
II	**TOTAL APLICACIONES FINANCIERAS**	**2,999,461**
III = I + II	TOTAL GENERAL	**84,037,046**

OFICINA NACIONAL DE PRESUPUESTO

CLASIFICACION POR OBJETO DEL GASTO Y FUENTES DE FINANCIAMIENTO

SECTOR DESCENTRALIZADO

ENERO - DICIEMBRE 2007

EXPRESADO EN RD$

6107 CORPORACIÓN DE ACUEDUCTO Y ALCANTARILLADO DE MOCA

OBJETO DEL GASTO	FUENTES INTERNAS			FUENTES EXTERNAS			TOTAL GENERAL
	FONDOS PROPIOS	TRANSFERENCIAS	TOTAL FUENTES	CREDITO EXTERNO	DONACIONES EXTERNAS	TOTAL FUENTES	
1 SERVICIOS PERSONALES	43,156,069	3,820,742	46,976,811				46,976,811
2 SERVICIOS NO PERSONALES	7,109,824		7,109,824				7,109,824
3 MATERIALES Y SUMINISTROS	8,860,444	2,166,748	11,027,192				11,027,192
4 TRANSFERENCIAS CORRIENTES	1,602,069		1,602,069				1,602,069
6 ACTIVOS NO FINANCIEROS	929,018	13,392,671	14,321,689				14,321,689
7 ACTIVOS FINANCIEROS	752,765	1,188,455	1,941,220				1,941,220
8 PASIVOS FINANCIEROS	750,962	307,279	1,058,241				1,058,241
TOTALES	**63,161,151**	**20,875,895**	**84,037,046**				**84,037,046**

OFICINA NACIONAL DE PRESUPUESTO

CLASIFICACION POR OBJETO Y CUENTA DEL GASTO

SECTOR DESCENTRALIZADO

ENERO - DICIEMBRE 2007

(valores en RD$)

6107 CORPORACIÓN DE ACUEDUCTO Y ALCANTARILLADO DE MOCA

CODIGO	DESCRIPCION	COMPROMISO	DEVENGADO	PAGADO
1	**SERVICIOS PERSONALES**		**46,976,811**	**44,939,066**
1 1	SUELDOS PARA CARGOS FIJOS		36,826,768	36,826,768
1 2	SUELDOS PERSONAL TEMPORERO		4,780,854	2,854,577
1 3	SOBRESUELDOS		685,562	685,562
1 5	HONORARIOS		26,000	26,000
1 6	DIETAS Y GASTOS DE REPRESENTACIÓN		365,428	365,428
1 8	GRATIFICACIONES Y BONIFICACIONES		3,820,859	3,820,859
1 9	CONTRIBUCIONES A LA SEGURIDAD SOCIAL		471,340	359,872
2	**SERVICIOS NO PERSONALES**		**7,109,824**	**7,109,824**
2 1	SERVICIOS DE COMUNICACIONES		1,614,256	1,614,256
2 3	PUBLICIDAD, IMPRESIÓN Y ENCUADERNACIÓN		550,679	550,679
2 4	VIÁTICOS		122,820	122,820
2 5	TRANSPORTE Y ALMACENAJE		61,761	61,761
2 6	ALQUILERES		3,752,972	3,752,972
2 7	SEGUROS		18,422	18,422
2 8	CONSERV., REPS. MENORES Y CONSTS. TEMP.		266,523	266,523
2 9	OTROS SERVICIOS NO PERSONALES		722,391	722,391
3	**MATERIALES Y SUMINISTROS**		**11,027,192**	**11,027,192**
3 1	ALIMENTOS Y PRODUCTOS AGROFORESTALES		375,187	375,187
3 3	PRODUCTOS DE PAPEL, CARTÓN E IMPRESOS		64,195	64,195
3 4	COMBUSTIBLES, LUBRICANTES, PROD. QUÍMICOS Y C.		6,516,539	6,516,539
3 5	PRODUCTOS DE CUERO, CAUCHO Y PLASTICO		3,805,472	3,805,472
3 6	PRODUCTOS DE MINERALES METALICOS Y NO METALICOS		225,000	225,000
3 9	PRODUCTOS Y ÚTILES VARIOS		40,799	40,799
4	**TRANSFERENCIAS CORRIENTES**		**1,602,069**	**1,602,069**
4 1	PRESTACIONES DE LA SEGURIDAD SOCIAL		669,076	669,076
4 2	TRANSFERENCIAS CORRIENTES AL SECTOR PRIVADO		932,993	932,993
6	**ACTIVOS NO FINANCIEROS**		**14,321,689**	**13,661,653**
6 1	MAQUINARIA Y EQUIPO		1,461,912	1,461,912
6 3	CONSTRUCCIONES Y MEJORAS		12,859,777	12,199,741
7	**ACTIVOS FINANCIEROS**		**1,941,220**	**1,941,220**
7 4	INCREMENTO DE OTROS ACTIVOS FINANCIEROS		1,941,220	1,941,220
8	**PASIVOS FINANCIEROS**		**1,058,241**	**1,485,613**
8 7	DISMINUCIÓN DE PASIVOS CON PROVEEDORES		1,058,241	1,485,613
	TOTALES		**84,037,046**	**81,766,637**

OFICINA NACIONAL DE PRESUPUESTO

Distribución Programatica del Presupuesto

Año 2007

RPORACIÓN DE ACUEDUCTO Y ALCANTARILLADO DE MO

DEVENGADO

PRG	SUB PRG	PROY	ACTIVIDADES OBRAS	DENOMINACION	MONTO
01		00		**ACTIVIDADES CENTRALES**	72,746,209
	00			**N/A**	72,746,209
			01	DIRECCION GENERAL, RECURSOS HUMANOS, CONTABILIDAD Y COMERCIAL	72,746,209
11		11		**SERVICIOS DE AGUA POTABLE Y ALCANTARILLADO**	6,781,821
	00			**N/A**	6,781,821
		11		REHABILITACION Y MANTENIMIENTO PLANTA DE POTABILIZACION LA	6,781,821
			51	REHABILITACION PLANTA POTABLE LA DURA	6,781,821
99		00		**ADMINISTRACION DE ACTIVOS, PASIVOS Y TRANSFERENCIAS**	4,509,016
	00			**N/A**	4,509,016
			00	ADMINISTRACION DE ACTIVOS, PASIVOS Y TRANSFERENCIAS	4,509,016
				TOTAL	84,037,046

CORPORACION DE ACUEDUCTO
Y
ALCANTARILLADO DE LA ROMANA

DIGEPRES
Dirección General de Presupuesto

OFICINA NACIONAL DE PRESUPUESTO

CLASIFICACION ECONOMICA DE INGRESOS

TODAS LAS INSTITUCIONES

2007

(Expresado en RD$)

6108 CORPORACIÓN DE ACUEDUCTO Y ALCANTARILLADO DE LA ROMANA

CUENTA	DENOMINACION	MONTO
412	**TRANSFERENCIAS CORRIENTES DE LA ADMINISTRACION CENTRAL**	**7,195,100.00**
412–001	DE LA ADMINISTRACIÓN CENTRAL	7,195,100.00
422	**TRANSFERENCIAS DE CAPITAL DE LA ADMINISTRACIÓN CENTRAL**	**23,295,365.00**
422–001	DE LA ADMINISTRACIÓN CENTRAL	23,295,365.00
522	**VENTA DE SERVICIOS DE EMPRESAS PÚBLICAS NO FINANCIERAS**	**14,180,931.00**
522–001	VENTAS DE SERVICIOS	14,180,931.00
591	**RECARGOS**	**461,553.00**
591–001	RECARGOS	461,553.00
599	**OTROS INGRESOS NO IDENTIFICADOS**	**253,336.00**
599–001	OTROS INGRESOS NO ESPECIFICADOS	253,336.00
712	**RECUPERACIÓN DE PRÉSTAMOS DE CORTO PLAZO DEL SECTOR PÚBLICO**	**707,939.00**
712–001	RECUPERACIÓN DE PRÉSTAMOS DE CORTO PLAZO DEL SECTOR PÚBLICO	707,939.00
741	**DISMINUCIÓN DE CAJA Y BANCOS**	**11,415,167.00**
741–001	DISMINUCIÓN DE CAJA Y BANCOS	11,415,167.00
841	**INCREMENTO DE CUENTAS POR PAGAR INTERNAS, DE CORTO PLAZO**	**5,286,582.00**
841–001	INCREMENTO DE CUENTAS POR PAGAR INTERNAS, DE CORTO PLAZO	5,286,582.00
	TOTAL GENERAL	**62,795,973**

OFICINA NACIONAL DE PRESUPUESTO

CLASIFICACION ECONOMICA DEL GASTO

INSTITUCIONES PUBLICAS DESCENTRALIZADAS O AUTONOMAS

Desde 31/01/2008 Hasta 31/12/008

(Expresado en RD$)

DEVENGADO

6108 CORPORACIÓN DE ACUEDUCTO Y ALCANTARILLADO DE LA ROMANA

CUENTA	DENOMINACION	MONTO
2 1	GASTOS CORRIENTES	39,023,347
2 1 1	GASTOS DE OPERACIÓN	38,782,297
2 1 1 1	REMUNERACIONES A EMPLEADOS	22,503,857
2 1 1 2	BIENES Y SERVICIOS	16,278,440
2 1 5	TRANSFERENCIAS CORRIENTES	241,050
2 1 5 1	AL SECTOR PRIVADO	241,050
2 2	GASTOS DE CAPITAL	3,872,850
2 2 1	INVERSIÓN REAL DIRECTA	3,872,850
2 2 1 1	MAQUINARIAS Y EQUIPOS	3,872,850
I	TOTAL GASTOS	42,896,197
2 3	APLICACIONES FINANCIERAS	19,899,776
2 3 1	ACTIVOS FINANCIEROS	546,774
2 3 1 1	CONCESIÓN DE PRÉSTAMOS	546,774
2 3 3	OTRAS APLICACIONES FINANCIERAS	19,353,002
2 3 3 1	INCREMENTO DE CAJA Y BANCOS	17,481,761
2 3 3 3	DISMINUCIÓN DE CUENTAS POR PAGAR	1,871,241
II	TOTAL APLICACIONES FINANCIERAS	19,899,776
III = I + II	TOTAL GENERAL	62,795,973

OFICINA NACIONAL DE PRESUPUESTO

CLASIFICACION POR OBJETO DEL GASTO Y FUENTES DE FINANCIAMIENTO

SECTOR DESCENTRALIZADO

ENERO - DICIEMBRE 2007

EXPRESADO EN RD$

6108 CORPORACIÓN DE ACUEDUCTO Y ALCANTARILLADO DE LA ROMANA

OBJETO DEL GASTO	FUENTES INTERNAS			FUENTES EXTERNAS			TOTAL GENERAL
	FONDOS PROPIOS	TRANSFERENCIAS	TOTAL FUENTES	CREDITO EXTERNO	DONACIONES EXTERNAS	TOTAL FUENTES	
1 SERVICIOS PERSONALES	9,506,070	12,997,787	22,503,857				22,503,857
2 SERVICIOS NO PERSONALES	9,461,335	346,970	9,808,305				9,808,305
3 MATERIALES Y SUMINISTROS	3,396,037	3,074,098	6,470,135				6,470,135
4 TRANSFERENCIAS CORRIENTES	226,228	14,822	241,050				241,050
6 ACTIVOS NO FINANCIEROS	2,669,634	1,203,216	3,872,850				3,872,850
7 ACTIVOS FINANCIEROS	486,451	17,542,084	18,028,535				18,028,535
8 PASIVOS FINANCIEROS	291,264	1,579,977	1,871,241				1,871,241
TOTALES	**26,037,019**	**36,758,954**	**62,795,973**				**62,795,973**

OFICINA NACIONAL DE PRESUPUESTO

CLASIFICACION POR OBJETO Y CUENTA DEL GASTO

SECTOR DESCENTRALIZADO

ENERO - DICIEMBRE 2007

(valores en RD$)

6108 CORPORACIÓN DE ACUEDUCTO Y ALCANTARILLADO DE LA ROMANA

CODIGO	DESCRIPCION	COMPROMISO	DEVENGADO	PAGADO
1	**SERVICIOS PERSONALES**		**22,503,857**	**21,180,277**
1 1	SUELDOS PARA CARGOS FIJOS		15,569,758	14,258,678
1 2	SUELDOS PERSONAL TEMPORERO		162,895	162,895
1 3	SOBRESUELDOS		419,747	419,747
1 4	JORNALES		42,246	42,246
1 5	HONORARIOS		39,938	39,938
1 6	DIETAS Y GASTOS DE REPRESENTACIÓN		330,886	318,386
1 8	GRATIFICACIONES Y BONIFICACIONES		3,731,470	3,731,470
1 9	CONTRIBUCIONES A LA SEGURIDAD SOCIAL		2,206,917	2,206,917
2	**SERVICIOS NO PERSONALES**		**9,808,305**	**5,833,724**
2 1	SERVICIOS DE COMUNICACIONES		566,173	561,555
2 2	SERVICIOS BÁSICOS		800	800
2 3	PUBLICIDAD, IMPRESIÓN Y ENCUADERNACIÓN		551,501	346,060
2 4	VIÁTICOS		117,779	117,779
2 5	TRANSPORTE Y ALMACENAJE		23,923	23,923
2 6	ALQUILERES		127,810	123,990
2 7	SEGUROS		1,484,977	1,134,967
2 8	CONSERV., REPS. MENORES Y CONSTS. TEMP.		5,496,351	2,085,659
2 9	OTROS SERVICIOS NO PERSONALES		1,438,991	1,438,991
3	**MATERIALES Y SUMINISTROS**		**6,470,135**	**3,526,568**
3 1	ALIMENTOS Y PRODUCTOS AGROFORESTALES		450,986	383,430
3 2	TEXTILES Y VESTUARIO		34,436	34,436
3 3	PRODUCTOS DE PAPEL, CARTÓN E IMPRESOS		20,208	20,208
3 4	COMBUSTIBLES, LUBRICANTES, PROD. QUÍMICOS Y C.		4,530,364	2,729,338
3 5	PRODUCTOS DE CUERO, CAUCHO Y PLASTICO		164,872	105,410
3 6	PRODUCTOS DE MINERALES METALICOS Y NO METALICOS		4,246	4,246
3 9	PRODUCTOS Y ÚTILES VARIOS		1,265,023	249,500
4	**TRANSFERENCIAS CORRIENTES**		**241,050**	**208,550**
4 2	TRANSFERENCIAS CORRIENTES AL SECTOR PRIVADO		241,050	208,550
6	**ACTIVOS NO FINANCIEROS**		**3,872,850**	**880,729**
6 1	MAQUINARIA Y EQUIPO		3,872,850	880,729
7	**ACTIVOS FINANCIEROS**		**18,028,535**	**18,028,562**
7 1	CONCESIÓN DE PRESTAMOS INTERNOS		546,774	546,801
7 4	INCREMENTO DE OTROS ACTIVOS FINANCIEROS		17,481,761	17,481,761
8	**PASIVOS FINANCIEROS**		**1,871,241**	**8,023,068**
8 7	DISMINUCIÓN DE PASIVOS CON PROVEEDORES		1,871,241	8,023,068

OFICINA NACIONAL DE PRESUPUESTO

CLASIFICACION POR OBJETO Y CUENTA DEL GASTO

SECTOR DESCENTRALIZADO

ENERO - DICIEMBRE 2007

(valores en RD$)

6108 CORPORACIÓN DE ACUEDUCTO Y ALCANTARILLADO DE LA ROMANA

CODIGO	DESCRIPCION	COMPROMISO	DEVENGADO	PAGADO
	TOTALES		**62,795,973**	**57,681,478**

OFICINA NACIONAL DE PRESUPUESTO

Distribución Programatica del Presupuesto

Año 2007

ORACIÓN DE ACUEDUCTO Y ALCANTARILLADO DE LA R

DEVENGADO

PRG	SUB PRG	PROY	ACTIVIDADES OBRAS	DENOMINACION	MONTO
01		00		**ACTIVIDAD CENTRAL**	42,870,697
	00			**N/A**	42,870,697
			01	DIRECCION EJECUTIVA Y FINANCIERA	42,870,697
99		00		**ADMINISTRACION DE TRANSFERENCIAS, ACTIVOS Y PASIVOS FINA**	19,925,276
	00			**N/A**	19,925,276
			00	ADMINISTRACION DE TRANSFERENCIAS, ACTIVOS Y PASIVOS FINANCIEROS	19,925,276
				TOTAL	62,795,973

CORPORACION DE ACUEDUCTO
Y
ALCANTARILLADO DE PUERTO PLATA

DIGEPRES
Dirección General de Presupuesto

OFICINA NACIONAL DE PRESUPUESTO

CLASIFICACION ECONOMICA DE INGRESOS

TODAS LAS INSTITUCIONES

2007

(Expresado en RD$)

6109 CORPORACIÓN DE ACUEDUCTO Y ALCANTARILLADO DE PUERTO PLATA

CUENTA	DENOMINACION	MONTO
412	**TRANSFERENCIAS CORRIENTES DE LA ADMINISTRACION CENTRAL**	**65,215,943.00**
412–001	DE LA ADMINISTRACIÓN CENTRAL	65,215,943.00
422	**TRANSFERENCIAS DE CAPITAL DE LA ADMINISTRACIÓN CENTRAL**	**139,880,250.00**
422–001	DE LA ADMINISTRACIÓN CENTRAL	139,880,250.00
522	**VENTA DE SERVICIOS DE EMPRESAS PÚBLICAS NO FINANCIERAS**	**94,367,014.00**
522–001	VENTAS DE SERVICIOS	94,367,014.00
741	**DISMINUCIÓN DE CAJA Y BANCOS**	**36,217,913.00**
741–001	DISMINUCIÓN DE CAJA Y BANCOS	36,217,913.00
841	**INCREMENTO DE CUENTAS POR PAGAR INTERNAS, DE CORTO PLAZO**	**7,570,866.00**
841–001	INCREMENTO DE CUENTAS POR PAGAR INTERNAS, DE CORTO PLAZO	7,570,866.00
	TOTAL GENERAL	**343,251,986**

OFICINA NACIONAL DE PRESUPUESTO

CLASIFICACION ECONOMICA DEL GASTO

INSTITUCIONES PUBLICAS DESCENTRALIZADAS O AUTONOMAS

Desde 31/01/2008 Hasta 31/12/008

(Expresado en RD$)

DEVENGADO

6109 CORPORACIÓN DE ACUEDUCTO Y ALCANTARILLADO DE PUERTO PLATA

CUENTA	DENOMINACION	MONTO
2 1	**GASTOS CORRIENTES**	**171,309,352**
2 1 1	**GASTOS DE OPERACIÓN**	**170,497,881**
2 1 1 1	REMUNERACIONES A EMPLEADOS	135,351,499
2 1 1 2	BIENES Y SERVICIOS	35,146,382
2 1 5	**TRANSFERENCIAS CORRIENTES**	**811,471**
2 1 5 1	AL SECTOR PRIVADO	807,914
2 1 5 2	AL SECTOR PÚBLICO	3,557
2 2	**GASTOS DE CAPITAL**	**137,736,768**
2 2 1	**INVERSIÓN REAL DIRECTA**	**137,736,768**
2 2 1 1	MAQUINARIAS Y EQUIPOS	10,602,631
2 2 1 2	CONSTRUCCIONES	126,907,376
2 2 1 4	ACTIVOS PREEXISTETES	100,000
2 2 1 7	OTROS ACTIVOS NO FINANCIEROS	126,761
I	**TOTAL GASTOS**	**309,046,120**
2 3	**APLICACIONES FINANCIERAS**	**34,205,866**
2 3 2	**PASIVOS FINANCIEROS**	**258,407**
2 3 2 1	AMORTIZACIÓN DEUDA INTERNA	258,407
2 3 3	**OTRAS APLICACIONES FINANCIERAS**	**33,947,459**
2 3 3 1	INCREMENTO DE CAJA Y BANCOS	31,478,247
2 3 3 3	DISMINUCIÓN DE CUENTAS POR PAGAR	2,469,212
II	**TOTAL APLICACIONES FINANCIERAS**	**34,205,866**
III = I + II	TOTAL GENERAL	**343,251,986**

OFICINA NACIONAL DE PRESUPUESTO

CLASIFICACION POR OBJETO DEL GASTO Y FUENTES DE FINANCIAMIENTO

SECTOR DESCENTRALIZADO

ENERO - DICIEMBRE 2007

EXPRESADO EN RD$

6109 CORPORACIÓN DE ACUEDUCTO Y ALCANTARILLADO DE PUERTO PLATA

OBJETO DEL GASTO	FUENTES INTERNAS			FUENTES EXTERNAS			TOTAL GENERAL
	FONDOS PROPIOS	TRANSFERENCIAS	TOTAL FUENTES	CREDITO EXTERNO	DONACIONES EXTERNAS	TOTAL FUENTES	
1 SERVICIOS PERSONALES	76,154,037	59,197,462	135,351,499				135,351,499
2 SERVICIOS NO PERSONALES	21,808,637	1,226,003	23,034,640				23,034,640
3 MATERIALES Y SUMINISTROS	10,095,539	2,016,203	12,111,742				12,111,742
4 TRANSFERENCIAS CORRIENTES	811,471		811,471				811,471
6 ACTIVOS NO FINANCIEROS	13,711,411	124,025,357	137,736,768				137,736,768
7 ACTIVOS FINANCIEROS	1,313,168	30,165,079	31,478,247				31,478,247
8 PASIVOS FINANCIEROS	1,762,885	964,734	2,727,619				2,727,619
TOTALES	**125,657,148**	**217,594,838**	**343,251,986**				**343,251,986**

OFICINA NACIONAL DE PRESUPUESTO

CLASIFICACION POR OBJETO Y CUENTA DEL GASTO

SECTOR DESCENTRALIZADO

ENERO - DICIEMBRE 2007

(valores en RD$)

6109 CORPORACIÓN DE ACUEDUCTO Y ALCANTARILLADO DE PUERTO PLATA

CODIGO	DESCRIPCION	COMPROMISO	DEVENGADO	PAGADO
1	**SERVICIOS PERSONALES**		**135,351,499**	**124,658,668**
1 1	SUELDOS PARA CARGOS FIJOS		90,012,640	89,942,035
1 2	SUELDOS PERSONAL TEMPORERO		26,694,184	25,691,629
1 3	SOBRESUELDOS		3,178	3,178
1 5	HONORARIOS		838,928	621,603
1 6	DIETAS Y GASTOS DE REPRESENTACIÓN		185,517	30,032
1 8	GRATIFICACIONES Y BONIFICACIONES		6,969,489	6,511,034
1 9	CONTRIBUCIONES A LA SEGURIDAD SOCIAL		10,647,563	1,859,157
2	**SERVICIOS NO PERSONALES**		**23,034,640**	**8,225,169**
2 1	SERVICIOS DE COMUNICACIONES		2,916,669	419,258
2 2	SERVICIOS BÁSICOS		27	27
2 3	PUBLICIDAD, IMPRESIÓN Y ENCUADERNACIÓN		1,426,461	336,562
2 4	VIÁTICOS		544,984	56,333
2 5	TRANSPORTE Y ALMACENAJE		351,449	150,855
2 6	ALQUILERES		1,150,646	601,193
2 7	SEGUROS		4,193,171	2,911,920
2 8	CONSERV., REPS. MENORES Y CONSTS. TEMP.		10,060,243	2,058,291
2 9	OTROS SERVICIOS NO PERSONALES		2,390,990	1,690,730
3	**MATERIALES Y SUMINISTROS**		**12,111,742**	**2,198,483**
3 1	ALIMENTOS Y PRODUCTOS AGROFORESTALES		351,860	126,227
3 2	TEXTILES Y VESTUARIO		8,531	
3 3	PRODUCTOS DE PAPEL, CARTÓN E IMPRESOS		984,826	15,261
3 4	COMBUSTIBLES, LUBRICANTES, PROD. QUÍMICOS Y C.		8,433,265	1,850,734
3 5	PRODUCTOS DE CUERO, CAUCHO Y PLASTICO		724,974	5,850
3 6	PRODUCTOS DE MINERALES METALICOS Y NO METALICOS		411,645	30,289
3 9	PRODUCTOS Y ÚTILES VARIOS		1,196,641	170,122
4	**TRANSFERENCIAS CORRIENTES**		**811,471**	**398,016**
4 2	TRANSFERENCIAS CORRIENTES AL SECTOR PRIVADO		807,914	394,459
4 3	TRANSFERENCIAS CORRIENTES AL SECTOR PÚBLICO		3,557	3,557
6	**ACTIVOS NO FINANCIEROS**		**137,736,768**	**133,501,169**
6 1	MAQUINARIA Y EQUIPO		10,602,631	6,457,451
6 2	INMUEBLES		100,000	100,000
6 3	CONSTRUCCIONES Y MEJORAS		126,907,376	126,907,376
6 9	OTROS ACTIVOS		126,761	36,342
7	**ACTIVOS FINANCIEROS**		**31,478,247**	**28,579,099**
7 4	INCREMENTO DE OTROS ACTIVOS FINANCIEROS		31,478,247	28,579,099

OFICINA NACIONAL DE PRESUPUESTO

CLASIFICACION POR OBJETO Y CUENTA DEL GASTO

SECTOR DESCENTRALIZADO

ENERO - DICIEMBRE 2007

(valores en RD$)

6109 CORPORACIÓN DE ACUEDUCTO Y ALCANTARILLADO DE PUERTO PLATA

CODIGO	DESCRIPCION	COMPROMISO	DEVENGADO	PAGADO
8	**PASIVOS FINANCIEROS**		**2,727,619**	**35,221,372**
8 1	AMORTIZACIÓN DE PRÉSTAMOS INTERNOS		258,407	258,407
8 7	DISMINUCIÓN DE PASIVOS CON PROVEEDORES		2,469,212	34,962,965
	TOTALES		**343,251,986**	**332,781,976**

OFICINA NACIONAL DE PRESUPUESTO

Distribución Programatica del Presupuesto

Año 2007

RACIÓN DE ACUEDUCTO Y ALCANTARILLADO DE PUERTO

DEVENGADO

PRG	SUB PRG	PROY	ACTIVIDADES OBRAS	DENOMINACION	MONTO
01		00		**ACTIVIDADES CENTRALES**	113,541,507
	00			**N/A**	113,541,507
			01	DIRECCION Y COORDINACION INSTITUCIONAL	13,404,825
			02	GESTION ADMINISTRATIVA Y FINANCIERA	100,136,682
11		00		**SERVICIOS DE AGUA POTABLE**	68,636,335
	00			**N/A**	68,636,335
			01	CONSTRUCCION Y AMPLIACION DE SISTEMAS DE AGUA POTABLE	3,201,677
			02	TRATAMIENTO DE SISTEMAS DE AGUA POTABLE	8,751,522
			03	ADMINISTRACION DE SERVICIOS COMERCIALES	29,147,364
			04	OPERACION Y MANTENIMIENTO	26,493,238
		11		PROYECTO DE CONSTRUCCION PALO BLANCO, YASICA TUBAGUA	791,666
			51	CONSTRUCCION ACUEDUCTO MULTIPLE SISTEMA DE AGUA POTABLE	791,666
		12		PROYECTO DE CONSTRUCCION RED DE DISTRIBUCION DE AGUA POTAB	250,868
			51	PROYECTO CONSTRUCCION RED AGUA POTABLE SECTOR LOS CARTONES	250,868
12		00		**SANEAMIENTO Y TRATAMIENTO DE AGUA RESIDUAL**	126,176,004
	00			**N/A**	126,176,004
			01	SANEAMIENTO Y TRATAMIENTO DE AGUA RESIDUAL	10,694,836
		11		SISTEMA ALCANTARILLADO SANITARIO Y PLUVIAL, ACUEDUCTO PAD	3,256,404
			51	OBRA DE CONSTRUCCION DE ALCANTARILLADO SANITARIO Y PLUVIAL PA	3,256,404
		13		SISTEMA DE DRENAJE ATLANTICA PUERTO PLATA	2,421,336
			51	OBRA DE DRENAJE PLUVIAL EN LA ATLANTICA PUERTO PLATA	2,421,336
		15		SISTEMA DE DRENAJE SANITARIO EN LA ZAONA SUR Y SUROESTE	91,429,048
			51	CONSTRUCCION ALCANTARILLADO SANITARIO ZONA SUR PUETO PLATA PAR	11,463,541
			52	CONSTRUCCION ALCANTARILLADO SANITARIO ZONA SUR PUETO PLATA PAR	8,461,812
			53	CONSTRUCCION ALCANTARILLADO SANITARIO ZONA SUR PUETO PLATA PAR	11,949,642
			54	CONSTRUCCION ALCANTARILLADO SANITARIO ZONA SUR PUETO PLATA PAR	2,320,190
			55	CONSTRUCCION ALCANTARILLADO SANITARIO ZONA SUR PUETO PLATA PAR	7,367,548
			56	CONSTRUCCION ALCANTARILLADO SANITARIO ZONA SUR PUETO PLATA PAR	926,155
			57	CONSTRUCCION ALCANTARILLADO SANITARIO ZONA SUR PUETO PLATA PAR	386,377
			60	CONSTRUCCION ALCANTARILLADO SANITARIO ZONA SUR PUETO PLATA PAR	3,216,411
			61	CONSTRUCCION ALCANTARILLADO SANITARIO ZONA SUR PUETO PLATA PAR	1,611,785
			62	CONSTRUCCION ALCANTARILLADO SANITARIO ZONA SUR PUETO PLATA PAR	2,945,036
			63	CONSTRUCCION ALCANTARILLADO SANITARIO ZONA SUR PUETO PLATA PAR	6,175,631
			64	CONSTRUCCION ALCANTARILLADO SANITARIO ZONA SUR PUETO PLATA PAR	7,524
			65	CONSTRUCCION ALCANTARILLADO SANITARIO ZONA SUR PUETO PLATA PAR	8,474
			66	CONSTRUCCION ALCANTARILLADO SANITARIO ZONA SUR PUETO PLATA PAR	1,171,088
			68	CONSTRUCCION ALCANTARILLADO SANITARIO ZONA SUR PUETO PLATA PAR	3,350,911
			69	CONSTRUCCION ALCANTARILLADO SANITARIO ZONA SUR PUETO PLATA PAR	246,414
			71	CONSTRUCCION ALCANTARILLADO SANITARIO ZONA SUR PUETO PLATA PAR	1,884,033
			72	CONSTRUCCION ALCANTARILLADO SANITARIO ZONA SUR PUETO PLATA PAR	22,649,502
			73	CONSTRUCCION ALCANTARILLADO SANITARIO ZONA SUR PUETO PLATA PAR	5,286,974
		16		EXTENSION DE LA LINEA DE IMPULSION Y SISTEMA SANITARIO LUPERO	2,912,561
			51	EXTENSION DE LA LINEA DE IMPULSION Y SISTEMA SANITARIO LUPERON	2,912,561
		17		SANEAMIENTO CAÑADA GUAYUBIN	2,445,550
			51	SANEAMIENTO CAÑADA GUAYUBIN	2,445,550
		18		CONSTRUCCION CALLES, ACERAS Y CONTENES EN SECTORES LOS LI	11,764,130
			51	CONSTRUCCION CALLES, ACERAS Y CONTENES EN LOS LIMONES, BORDAS	11,764,130

OFICINA NACIONAL DE PRESUPUESTO

Distribución Programatica del Presupuesto

Año 2007

RACIÓN DE ACUEDUCTO Y ALCANTARILLADO DE PUERTO

DEVENGADO

PRG	SUB PRG	PROY	ACTIVIDADES OBRAS	DENOMINACION	MONTO
12		19		**SANEAMIENTO Y TRATAMIENTO DE AGUA RESIDUAL**	126,176,004
	00			**N/A**	126,176,004
		19		PROYECTO DE ELECTRIFICACION MEDIA TENSION ESTACION DE BOMBE	1,252,139
			51	PROYECTO DE ELECTRIFICACION MEDIA TENSION ESTACION DE BOMBEO	1,252,139
99		00		**ADMINISTRACION DE ACTIVOS, PASIVOS Y TRANSFERENCIAS**	34,898,140
	00			**N/A**	34,898,140
			00	ADMINISTRACION DE ACTIVOS, PASIVOS Y TRANSFERENCIAS	34,898,140
				TOTAL	343,251,986

CONSEJO ESTATAL DEL AZUCAR

DIGEPRES
Dirección General de Presupuesto

OFICINA NACIONAL DE PRESUPUESTO

CLASIFICACION ECONOMICA DE INGRESOS

TODAS LAS INSTITUCIONES

2007

(Expresado en RD$)

6110 CONSEJO ESTATAL DEL AZUCAR

CUENTA	DENOMINACION	MONTO
412	**TRANSFERENCIAS CORRIENTES DE LA ADMINISTRACION CENTRAL**	**64,694,435.00**
412–001	DE LA ADMINISTRACIÓN CENTRAL	64,694,435.00
512	**VENTAS DE MERCANCIAS DE LAS EMPRESAS PÚBLICAS NO FINANCIERAS**	**202,689,532.00**
512–001	DE LAS EMPRESAS PÚBLICAS NO FINANCIERAS	202,689,532.00
522	**VENTA DE SERVICIOS DE EMPRESAS PÚBLICAS NO FINANCIERAS**	**17,050,877.00**
522–001	VENTAS DE SERVICIOS	17,050,877.00
531	**DIVIDENDOS**	**1,284,906.00**
531–001	DIVIDENDOS	1,284,906.00
532	**INTERESES**	**92,292.00**
532–001	INTERESES PERCIBIDOS	92,292.00
534	**ALQUILERES**	**17,975,771.00**
534–001	ALQUILERES O ARRENDAMIENTOS DE BIENES INMUEBLES	17,975,771.00
599	**OTROS INGRESOS NO IDENTIFICADOS**	**18,407,129.00**
599–001	OTROS INGRESOS NO ESPECIFICADOS	18,407,129.00
611	**VENTA DE TERRENOS**	**351,176,315.00**
611–001	VENTA DE TERRENOS	351,176,315.00
741	**DISMINUCIÓN DE CAJA Y BANCOS**	**84,826,420.00**
741–001	DISMINUCIÓN DE CAJA Y BANCOS	84,826,420.00
812	**OBTENCIÓN DE PRÉSTAMOS DE CORTO PLAZO DEL SECTOR PÚBLICO**	**30,000,000.00**
812–001	OBTENCIÓN DE PRÉSTAMOS DE CORTO PLAZO DEL SECTOR PÚBLICO	30,000,000.00
841	**INCREMENTO DE CUENTAS POR PAGAR INTERNAS, DE CORTO PLAZO**	**7,210,778.00**
841–001	INCREMENTO DE CUENTAS POR PAGAR INTERNAS, DE CORTO PLAZO	7,210,778.00
	TOTAL GENERAL	**795,408,455**

OFICINA NACIONAL DE PRESUPUESTO

CLASIFICACION ECONOMICA DEL GASTO

INSTITUCIONES PUBLICAS DESCENTRALIZADAS O AUTONOMAS

Desde 31/01/2008 Hasta 31/12/008

(Expresado en RD$)

DEVENGADO

6110 CONSEJO ESTATAL DEL AZUCAR

CUENTA	DENOMINACION	MONTO
2 1	**GASTOS CORRIENTES**	**590,900,714**
2 1 1	**GASTOS DE OPERACIÓN**	**583,786,404**
2 1 1 1	REMUNERACIONES A EMPLEADOS	352,878,994
2 1 1 2	BIENES Y SERVICIOS	230,907,410
2 1 3	**INTERESES**	**347,573**
2 1 3 1	INTERESES DEUDA INTERNA	347,573
2 1 5	**TRANSFERENCIAS CORRIENTES**	**6,766,737**
2 1 5 1	AL SECTOR PRIVADO	6,766,737
2 2	**GASTOS DE CAPITAL**	**53,324,537**
2 2 1	**INVERSIÓN REAL DIRECTA**	**53,324,537**
2 2 1 1	MAQUINARIAS Y EQUIPOS	49,140,398
2 2 1 2	CONSTRUCCIONES	4,184,139
I	**TOTAL GASTOS**	**644,225,251**
2 3	**APLICACIONES FINANCIERAS**	**151,183,204**
2 3 1	**ACTIVOS FINANCIEROS**	**300,000**
2 3 1 2	COMPRA DE TÍTULOS Y VALORES	300,000
2 3 2	**PASIVOS FINANCIEROS**	**30,000,000**
2 3 2 1	AMORTIZACIÓN DEUDA INTERNA	30,000,000
2 3 3	**OTRAS APLICACIONES FINANCIERAS**	**120,883,204**
2 3 3 1	INCREMENTO DE CAJA Y BANCOS	120,696,170
2 3 3 3	DISMINUCIÓN DE CUENTAS POR PAGAR	187,034
II	**TOTAL APLICACIONES FINANCIERAS**	**151,183,204**
III = I + II	TOTAL GENERAL	**795,408,455**

OFICINA NACIONAL DE PRESUPUESTO

CLASIFICACION POR OBJETO DEL GASTO Y FUENTES DE FINANCIAMIENTO

SECTOR DESCENTRALIZADO

ENERO - DICIEMBRE 2007

EXPRESADO EN RD$

6110 CONSEJO ESTATAL DEL AZUCAR

OBJETO DEL GASTO	FUENTES INTERNAS			FUENTES EXTERNAS			TOTAL GENERAL
	FONDOS PROPIOS	TRANSFERENCIAS	TOTAL FUENTES	CREDITO EXTERNO	DONACIONES EXTERNAS	TOTAL FUENTES	
1 SERVICIOS PERSONALES	288,184,559	64,694,435	352,878,994				352,878,994
2 SERVICIOS NO PERSONALES	83,472,667		83,472,667				83,472,667
3 MATERIALES Y SUMINISTROS	147,434,743		147,434,743				147,434,743
4 TRANSFERENCIAS CORRIENTES	6,766,737		6,766,737				6,766,737
6 ACTIVOS NO FINANCIEROS	53,324,537		53,324,537				53,324,537
7 ACTIVOS FINANCIEROS	120,996,170		120,996,170				120,996,170
8 PASIVOS FINANCIEROS	30,187,034		30,187,034				30,187,034
9 GASTOS FINANCIEROS	347,573		347,573				347,573
TOTALES	**730,714,020**	**64,694,435**	**795,408,455**				**795,408,455**

OFICINA NACIONAL DE PRESUPUESTO

CLASIFICACION POR OBJETO Y CUENTA DEL GASTO

SECTOR DESCENTRALIZADO

ENERO - DICIEMBRE 2007

(valores en RD$)

6110 CONSEJO ESTATAL DEL AZUCAR

CODIGO	DESCRIPCION	COMPROMISO	DEVENGADO	PAGADO
1	**SERVICIOS PERSONALES**		**352,878,994**	**352,584,912**
1 1	SUELDOS PARA CARGOS FIJOS		184,848,191	184,848,191
1 2	SUELDOS PERSONAL TEMPORERO		87,462,659	87,178,085
1 3	SOBRESUELDOS		1,358,037	1,358,037
1 4	JORNALES		6,973,115	6,973,115
1 6	DIETAS Y GASTOS DE REPRESENTACIÓN		8,676,365	8,676,117
1 8	GRATIFICACIONES Y BONIFICACIONES		34,787,243	34,787,243
1 9	CONTRIBUCIONES A LA SEGURIDAD SOCIAL		28,773,384	28,764,124
2	**SERVICIOS NO PERSONALES**		**83,472,667**	**79,946,625**
2 1	SERVICIOS DE COMUNICACIONES		4,789,244	3,498,188
2 2	SERVICIOS BÁSICOS		30,309,369	28,938,346
2 3	PUBLICIDAD, IMPRESIÓN Y ENCUADERNACIÓN		2,122,018	2,025,685
2 4	VIÁTICOS		75,911	75,911
2 5	TRANSPORTE Y ALMACENAJE		1,248,452	1,244,826
2 6	ALQUILERES		25,316,013	25,095,037
2 7	SEGUROS		8,827,981	8,338,942
2 8	CONSERV., REPS. MENORES Y CONSTS. TEMP.		435,509	414,278
2 9	OTROS SERVICIOS NO PERSONALES		10,348,170	10,315,412
3	**MATERIALES Y SUMINISTROS**		**147,434,743**	**144,201,286**
3 1	ALIMENTOS Y PRODUCTOS AGROFORESTALES		74,326,719	74,237,486
3 2	TEXTILES Y VESTUARIO		4,303,783	4,176,906
3 3	PRODUCTOS DE PAPEL, CARTÓN E IMPRESOS		3,257,163	3,097,124
3 4	COMBUSTIBLES, LUBRICANTES, PROD. QUÍMICOS Y C.		40,358,334	38,279,245
3 5	PRODUCTOS DE CUERO, CAUCHO Y PLASTICO		3,779,820	3,687,847
3 6	PRODUCTOS DE MINERALES METALICOS Y NO METALICOS		12,777,020	12,308,911
3 9	PRODUCTOS Y ÚTILES VARIOS		8,631,904	8,413,767
4	**TRANSFERENCIAS CORRIENTES**		**6,766,737**	**6,754,633**
4 2	TRANSFERENCIAS CORRIENTES AL SECTOR PRIVADO		6,766,737	6,754,633
6	**ACTIVOS NO FINANCIEROS**		**53,324,537**	**50,991,563**
6 1	MAQUINARIA Y EQUIPO		49,140,398	47,241,599
6 3	CONSTRUCCIONES Y MEJORAS		4,184,139	3,749,964
7	**ACTIVOS FINANCIEROS**		**120,996,170**	**300,000**
7 2	COMPRA DE TÍTULOS Y VALORES		300,000	300,000
7 4	INCREMENTO DE OTROS ACTIVOS FINANCIEROS		120,696,170	
8	**PASIVOS FINANCIEROS**		**30,187,034**	**32,374,915**
8 1	AMORTIZACIÓN DE PRÉSTAMOS INTERNOS		30,000,000	30,000,000

OFICINA NACIONAL DE PRESUPUESTO

CLASIFICACION POR OBJETO Y CUENTA DEL GASTO

SECTOR DESCENTRALIZADO

ENERO - DICIEMBRE 2007

(valores en RD$)

6110 CONSEJO ESTATAL DEL AZUCAR

CODIGO	DESCRIPCION	COMPROMISO	DEVENGADO	PAGADO
8	**PASIVOS FINANCIEROS**		**30,187,034**	**32,374,915**
8 7	DISMINUCIÓN DE PASIVOS CON PROVEEDORES		187,034	2,374,915
9	**GASTOS FINANCIEROS**		**347,573**	**347,573**
9 1	INTERESES DEUDA INTERNA		347,573	347,573
	TOTALES		**795,408,455**	**667,501,507**

OFICINA NACIONAL DE PRESUPUESTO

Distribución Programatica del Presupuesto

Año 2007

CONSEJO ESTATAL DEL AZUCAR

DEVENGADO

PRG	SUB PRG	PROY	ACTIVIDADES OBRAS	DENOMINACION	MONTO
01		00		**ACTIVIDAD CENTRAL**	225,235,137
	00			**N/A**	225,235,137
			01	DIRECCION ADMINISTRATIVA Y COORDINACION INSTITUCIONAL	225,235,137
11		00		**VENTA DE TERRENOS, FISCALIZACION Y RECUPERACION DE BIENES**	412,096,932
	00			**N/A**	412,096,932
			01	VENTA DE TERRENOS, LEVATAMIENTO TOPOGRAFICO, TASACION Y MENSUR	55,366,214
			02	FIZCALIZAR E INSPECCIONAR LOS INGENIOS	356,730,718
99		00		**ADMINISTRACION DE TRANSFERENCIA, ACTIVOS Y PASIVOS FINAN**	158,076,386
	00			**N/A**	158,076,386
			00	N/A	158,076,386
				TOTAL	795,408,455

INSTITUTO DE ESTABILIZACION DE PRECIOS

DIGEPRES
Dirección General de Presupuesto

OFICINA NACIONAL DE PRESUPUESTO

CLASIFICACION ECONOMICA DE INGRESOS

TODAS LAS INSTITUCIONES

2007

(Expresado en RD$)

6111 INSTITUTO DE ESTABILIZACIÓN DE PRECIOS

CUENTA	DENOMINACION	MONTO
412	**TRANSFERENCIAS CORRIENTES DE LA ADMINISTRACION CENTRAL**	**366,404,568.00**
412–001	DE LA ADMINISTRACIÓN CENTRAL	366,404,568.00
512	**VENTAS DE MERCANCIAS DE LAS EMPRESAS PÚBLICAS NO FINANCIERAS**	**85,345,762.00**
512–001	DE LAS EMPRESAS PÚBLICAS NO FINANCIERAS	85,345,762.00
599	**OTROS INGRESOS NO IDENTIFICADOS**	**15,319,612.00**
599–001	OTROS INGRESOS NO ESPECIFICADOS	15,319,612.00
712	**RECUPERACIÓN DE PRÉSTAMOS DE CORTO PLAZO DEL SECTOR PÚBLICO**	**172,000,000.00**
712–001	RECUPERACIÓN DE PRÉSTAMOS DE CORTO PLAZO DEL SECTOR PÚBLICO	172,000,000.00
741	**DISMINUCIÓN DE CAJA Y BANCOS**	**46,205,842.00**
741–001	DISMINUCIÓN DE CAJA Y BANCOS	46,205,842.00
	TOTAL GENERAL	**685,275,784**

OFICINA NACIONAL DE PRESUPUESTO

CLASIFICACION ECONOMICA DEL GASTO

INSTITUCIONES PUBLICAS DESCENTRALIZADAS O AUTONOMAS

Desde 31/01/2008 Hasta 31/12/008

(Expresado en RD$)

DEVENGADO

6111 INSTITUTO DE ESTABILIZACIÓN DE PRECIOS

CUENTA	DENOMINACION	MONTO
2 1	**GASTOS CORRIENTES**	**519,691,857**
2 1 1	**GASTOS DE OPERACIÓN**	**492,134,257**
2 1 1 1	REMUNERACIONES A EMPLEADOS	270,278,002
2 1 1 2	BIENES Y SERVICIOS	221,856,255
2 1 3	**INTERESES**	**5,075,725**
2 1 3 1	INTERESES DEUDA INTERNA	5,075,725
2 1 4	**PRESTACIONES SOCIALES**	**18,784,716**
2 1 4 1	PRESTACIONES DE LA SEGURIDAD SOCIAL	18,784,716
2 1 5	**TRANSFERENCIAS CORRIENTES**	**3,697,159**
2 1 5 1	AL SECTOR PRIVADO	3,697,159
2 2	**GASTOS DE CAPITAL**	**19,831,344**
2 2 1	**INVERSIÓN REAL DIRECTA**	**19,831,344**
2 2 1 1	MAQUINARIAS Y EQUIPOS	15,553,402
2 2 1 2	CONSTRUCCIONES	3,664,314
2 2 1 4	ACTIVOS PREEXISTETES	300,000
2 2 1 7	OTROS ACTIVOS NO FINANCIEROS	313,628
I	**TOTAL GASTOS**	**539,523,201**
2 3	**APLICACIONES FINANCIERAS**	**145,752,583**
2 3 2	**PASIVOS FINANCIEROS**	**87,724,126**
2 3 2 1	AMORTIZACIÓN DEUDA INTERNA	87,724,126
2 3 3	**OTRAS APLICACIONES FINANCIERAS**	**58,028,457**
2 3 3 1	INCREMENTO DE CAJA Y BANCOS	58,028,457
II	**TOTAL APLICACIONES FINANCIERAS**	**145,752,583**
III = I + II	TOTAL GENERAL	**685,275,784**

OFICINA NACIONAL DE PRESUPUESTO

CLASIFICACION POR OBJETO DEL GASTO Y FUENTES DE FINANCIAMIENTO

SECTOR DESCENTRALIZADO

ENERO - DICIEMBRE 2007

EXPRESADO EN RD$

6111 INSTITUTO DE ESTABILIZACIÓN DE PRECIOS

OBJETO DEL GASTO	FUENTES INTERNAS			FUENTES EXTERNAS			TOTAL GENERAL
	FONDOS PROPIOS	TRANSFERENCIAS	TOTAL FUENTES	CREDITO EXTERNO	DONACIONES EXTERNAS	TOTAL FUENTES	
1 SERVICIOS PERSONALES	54,126,625	216,151,377	270,278,002				270,278,002
2 SERVICIOS NO PERSONALES	17,345,773	48,305,952	65,651,725				65,651,725
3 MATERIALES Y SUMINISTROS	127,726,526	28,478,004	156,204,530				156,204,530
4 TRANSFERENCIAS CORRIENTES	2,088,478	20,393,397	22,481,875				22,481,875
6 ACTIVOS NO FINANCIEROS	9,765,402	10,065,942	19,831,344				19,831,344
7 ACTIVOS FINANCIEROS	39,002,176	19,026,281	58,028,457				58,028,457
8 PASIVOS FINANCIEROS	68,816,236	18,907,890	87,724,126				87,724,126
9 GASTOS FINANCIEROS		5,075,725	5,075,725				5,075,725
TOTALES	**318,871,216**	**366,404,568**	**685,275,784**				**685,275,784**

OFICINA NACIONAL DE PRESUPUESTO

CLASIFICACION POR OBJETO Y CUENTA DEL GASTO

SECTOR DESCENTRALIZADO

ENERO - DICIEMBRE 2007

(valores en RD$)

6111 INSTITUTO DE ESTABILIZACIÓN DE PRECIOS

CODIGO	DESCRIPCION	COMPROMISO	DEVENGADO	PAGADO
1	**SERVICIOS PERSONALES**		**270,278,002**	**270,278,002**
1 1	SUELDOS PARA CARGOS FIJOS		169,621,118	169,621,118
1 2	SUELDOS PERSONAL TEMPORERO		4,602,510	4,602,510
1 3	SOBRESUELDOS		15,072,927	15,072,927
1 4	JORNALES		1,001,535	1,001,535
1 5	HONORARIOS		2,187,885	2,187,885
1 6	DIETAS Y GASTOS DE REPRESENTACIÓN		1,658,281	1,658,281
1 8	GRATIFICACIONES Y BONIFICACIONES		76,133,746	76,133,746
2	**SERVICIOS NO PERSONALES**		**65,651,725**	**65,651,725**
2 1	SERVICIOS DE COMUNICACIONES		4,431,647	4,431,647
2 2	SERVICIOS BÁSICOS		11,413,019	11,413,019
2 3	PUBLICIDAD, IMPRESIÓN Y ENCUADERNACIÓN		4,609,886	4,609,886
2 4	VIÁTICOS		5,805,515	5,805,515
2 5	TRANSPORTE Y ALMACENAJE		8,799,590	8,799,590
2 6	ALQUILERES		5,250,546	5,250,546
2 7	SEGUROS		6,016,392	6,016,392
2 8	CONSERV., REPS. MENORES Y CONSTS. TEMP.		6,624,369	6,624,369
2 9	OTROS SERVICIOS NO PERSONALES		12,700,761	12,700,761
3	**MATERIALES Y SUMINISTROS**		**156,204,530**	**156,204,530**
3 1	ALIMENTOS Y PRODUCTOS AGROFORESTALES		129,201,860	129,201,860
3 2	TEXTILES Y VESTUARIO		414,561	414,561
3 3	PRODUCTOS DE PAPEL, CARTÓN E IMPRESOS		4,323,768	4,323,768
3 4	COMBUSTIBLES, LUBRICANTES, PROD. QUÍMICOS Y C.		6,663,508	6,663,508
3 5	PRODUCTOS DE CUERO, CAUCHO Y PLASTICO		2,367,262	2,367,262
3 6	PRODUCTOS DE MINERALES METALICOS Y NO METALICOS		197,321	197,321
3 9	PRODUCTOS Y ÚTILES VARIOS		13,036,250	13,036,250
4	**TRANSFERENCIAS CORRIENTES**		**22,481,875**	**22,481,875**
4 1	PRESTACIONES DE LA SEGURIDAD SOCIAL		18,784,716	18,784,716
4 2	TRANSFERENCIAS CORRIENTES AL SECTOR PRIVADO		3,697,159	3,697,159
6	**ACTIVOS NO FINANCIEROS**		**19,831,344**	**19,831,344**
6 1	MAQUINARIA Y EQUIPO		15,553,402	15,553,402
6 2	INMUEBLES		300,000	300,000
6 3	CONSTRUCCIONES Y MEJORAS		3,664,314	3,664,314
6 9	OTROS ACTIVOS		313,628	313,628
7	**ACTIVOS FINANCIEROS**		**58,028,457**	**18,948,421**
7 4	INCREMENTO DE OTROS ACTIVOS FINANCIEROS		58,028,457	18,948,421

OFICINA NACIONAL DE PRESUPUESTO

CLASIFICACION POR OBJETO Y CUENTA DEL GASTO

SECTOR DESCENTRALIZADO

ENERO - DICIEMBRE 2007

(valores en RD$)

6111 INSTITUTO DE ESTABILIZACIÓN DE PRECIOS

CODIGO	DESCRIPCION	COMPROMISO	DEVENGADO	PAGADO
8	**PASIVOS FINANCIEROS**		**87,724,126**	**87,724,126**
8 1	AMORTIZACIÓN DE PRÉSTAMOS INTERNOS		87,724,126	87,724,126
9	**GASTOS FINANCIEROS**		**5,075,725**	**5,075,725**
9 1	INTERESES DEUDA INTERNA		5,075,725	5,075,725
	TOTALES		**685,275,784**	**646,195,748**

OFICINA NACIONAL DE PRESUPUESTO

Distribución Programatica del Presupuesto

Año 2007

INSTITUTO DE ESTABILIZACIÓN DE PRECIOS

DEVENGADO

PRG	SUB PRG	PROY	ACTIVIDADES OBRAS	DENOMINACION	MONTO
01		00		**ACTIVIDAD CENTRAL**	239,277,753
	00			**N/A**	239,277,753
			01	DIRECCION EJECUTIVA Y COORDINACION INSTITUCIONAL	63,476,048
			02	GESTION ADMINISTRATIVA Y FINANCIERA	175,801,705
11		00		**COMERCIALIZACION Y ACCIONES COMPLEM. DE APOYO AL CONSU**	272,925,108
	00			**N/A**	272,925,108
			01	MERCADOS AGROPECUARIOS Y PLAZAS AGROFOCALIZADAS	208,655,607
			02	CADENA DE SUPERMERCADOS	64,269,501
99		00		**ADMINISTRACION DE TRANSFERENCIAS, ACTIVOS Y PASIVOS FINA**	173,072,923
	00			**N/A**	173,072,923
			00	N/A	173,072,923
				TOTAL	685,275,784

INSTITUTO NACIONAL DE AGUAS POTABLES Y ALCANTARILLADOS

DIGEPRES
Dirección General de Presupuesto

OFICINA NACIONAL DE PRESUPUESTO

CLASIFICACION ECONOMICA DE INGRESOS

TODAS LAS INSTITUCIONES

2007

(Expresado en RD$)

6112 INSTITUTO NACIONAL DE AGUAS POTABLES Y ALCANTARILLADOS

CUENTA	DENOMINACION	MONTO
412	**TRANSFERENCIAS CORRIENTES DE LA ADMINISTRACION CENTRAL**	**905,293,457.00**
412–001	DE LA ADMINISTRACIÓN CENTRAL	905,293,457.00
422	**TRANSFERENCIAS DE CAPITAL DE LA ADMINISTRACIÓN CENTRAL**	**2,649,434,892.00**
422–001	DE LA ADMINISTRACIÓN CENTRAL	2,649,434,892.00
522	**VENTA DE SERVICIOS DE EMPRESAS PÚBLICAS NO FINANCIERAS**	**275,743,246.00**
522–001	VENTAS DE SERVICIOS	275,743,246.00
532	**INTERESES**	**22,672.00**
532–001	INTERESES PERCIBIDOS	22,672.00
591	**RECARGOS**	**267,890,850.00**
591–001	RECARGOS	267,890,850.00
592	**MULTAS**	**50,018.00**
592–001	MULTAS	50,018.00
593	**CONTRIBUCIONES**	**1,335,230.00**
593–001	CONTRIBUCIONES	1,335,230.00
599	**OTROS INGRESOS NO IDENTIFICADOS**	**9,436,294.00**
599–001	OTROS INGRESOS NO ESPECIFICADOS	9,436,294.00
741	**DISMINUCIÓN DE CAJA Y BANCOS**	**297,301,621.00**
741–001	DISMINUCIÓN DE CAJA Y BANCOS	297,301,621.00
	TOTAL GENERAL	**4,406,508,280**

OFICINA NACIONAL DE PRESUPUESTO

CLASIFICACION ECONOMICA DEL GASTO

INSTITUCIONES PUBLICAS DESCENTRALIZADAS O AUTONOMAS

Desde 31/01/2008 Hasta 31/12/008

(Expresado en RD$)

DEVENGADO

6112 INSTITUTO NACIONAL DE AGUAS POTABLES Y ALCANTARILLADOS

CUENTA	DENOMINACION	MONTO
2 1	**GASTOS CORRIENTES**	**1,355,798,059**
2 1 1	**GASTOS DE OPERACIÓN**	**1,330,694,084**
2 1 1 1	REMUNERACIONES A EMPLEADOS	1,037,578,165
2 1 1 2	BIENES Y SERVICIOS	293,115,919
2 1 4	**PRESTACIONES SOCIALES**	**19,210,982**
2 1 4 1	PRESTACIONES DE LA SEGURIDAD SOCIAL	19,210,982
2 1 5	**TRANSFERENCIAS CORRIENTES**	**5,892,993**
2 1 5 1	AL SECTOR PRIVADO	5,884,545
2 1 5 4	DONACIONES AL EXTERIOR	8,448
2 2	**GASTOS DE CAPITAL**	**2,307,404,633**
2 2 1	**INVERSIÓN REAL DIRECTA**	**2,307,404,633**
2 2 1 1	MAQUINARIAS Y EQUIPOS	14,457,301
2 2 1 2	CONSTRUCCIONES	2,290,872,193
2 2 1 4	ACTIVOS PREEXISTETES	2,075,139
I	**TOTAL GASTOS**	**3,663,202,692**
2 3	**APLICACIONES FINANCIERAS**	**743,305,588**
2 3 3	**OTRAS APLICACIONES FINANCIERAS**	**743,305,588**
2 3 3 1	INCREMENTO DE CAJA Y BANCOS	732,276,997
2 3 3 3	DISMINUCIÓN DE CUENTAS POR PAGAR	11,028,591
II	**TOTAL APLICACIONES FINANCIERAS**	**743,305,588**
III = I + II	TOTAL GENERAL	**4,406,508,280**

OFICINA NACIONAL DE PRESUPUESTO

CLASIFICACION POR OBJETO DEL GASTO Y FUENTES DE FINANCIAMIENTO

SECTOR DESCENTRALIZADO

ENERO - DICIEMBRE 2007

EXPRESADO EN RD$

6112 INSTITUTO NACIONAL DE AGUAS POTABLES Y ALCANTARILLADOS

OBJETO DEL GASTO	FUENTES INTERNAS			FUENTES EXTERNAS			TOTAL GENERAL
	FONDOS PROPIOS	TRANSFERENCIAS	TOTAL FUENTES	CREDITO EXTERNO	DONACIONES EXTERNAS	TOTAL FUENTES	
1 SERVICIOS PERSONALES	113,081,182	924,496,983	1,037,578,165				1,037,578,165
2 SERVICIOS NO PERSONALES	125,724,810	62,013,992	187,738,802				187,738,802
3 MATERIALES Y SUMINISTROS	57,432,123	47,944,994	105,377,117				105,377,117
4 TRANSFERENCIAS CORRIENTES	8,285,222	16,818,753	25,103,975				25,103,975
6 ACTIVOS NO FINANCIEROS	140,917,006	2,166,487,627	2,307,404,633				2,307,404,633
7 ACTIVOS FINANCIEROS	112,415,794	619,861,203	732,276,997				732,276,997
8 PASIVOS FINANCIEROS		11,028,591	11,028,591				11,028,591
TOTALES	**557,856,137**	**3,848,652,143**	**4,406,508,280**				**4,406,508,280**

OFICINA NACIONAL DE PRESUPUESTO

CLASIFICACION POR OBJETO Y CUENTA DEL GASTO

SECTOR DESCENTRALIZADO

ENERO - DICIEMBRE 2007

(valores en RD$)

6112 INSTITUTO NACIONAL DE AGUAS POTABLES Y ALCANTARILLADOS

CODIGO	DESCRIPCION	COMPROMISO	DEVENGADO	PAGADO
1	**SERVICIOS PERSONALES**		**1,037,578,165**	**1,037,578,165**
1 1	SUELDOS PARA CARGOS FIJOS		495,775,408	495,775,408
1 2	SUELDOS PERSONAL TEMPORERO		401,029,285	401,029,285
1 3	SOBRESUELDOS		33,716,368	33,716,368
1 4	JORNALES		41,123	41,123
1 5	HONORARIOS		7,803,387	7,803,387
1 6	DIETAS Y GASTOS DE REPRESENTACIÓN		42,692	42,692
1 8	GRATIFICACIONES Y BONIFICACIONES		53,195,142	53,195,142
1 9	CONTRIBUCIONES A LA SEGURIDAD SOCIAL		45,974,760	45,974,760
2	**SERVICIOS NO PERSONALES**		**187,738,802**	**187,738,802**
2 1	SERVICIOS DE COMUNICACIONES		12,336,054	12,336,054
2 2	SERVICIOS BÁSICOS		3,063,177	3,063,177
2 3	PUBLICIDAD, IMPRESIÓN Y ENCUADERNACIÓN		13,588,386	13,588,386
2 4	VIÁTICOS		22,990,200	22,990,200
2 5	TRANSPORTE Y ALMACENAJE		4,067,233	4,067,233
2 6	ALQUILERES		35,553,160	35,553,160
2 7	SEGUROS		47,607,191	47,607,191
2 8	CONSERV., REPS. MENORES Y CONSTS. TEMP.		19,104,083	19,104,083
2 9	OTROS SERVICIOS NO PERSONALES		29,429,318	29,429,318
3	**MATERIALES Y SUMINISTROS**		**105,377,117**	**105,377,117**
3 1	ALIMENTOS Y PRODUCTOS AGROFORESTALES		2,322,611	2,322,611
3 2	TEXTILES Y VESTUARIO		453,916	453,916
3 3	PRODUCTOS DE PAPEL, CARTÓN E IMPRESOS		1,564,754	1,564,754
3 4	COMBUSTIBLES, LUBRICANTES, PROD. QUÍMICOS Y C.		70,392,431	70,392,431
3 5	PRODUCTOS DE CUERO, CAUCHO Y PLASTICO		19,333,130	19,333,130
3 6	PRODUCTOS DE MINERALES METALICOS Y NO METALICOS		5,899,199	5,899,199
3 9	PRODUCTOS Y ÚTILES VARIOS		5,411,076	5,411,076
4	**TRANSFERENCIAS CORRIENTES**		**25,103,975**	**25,103,975**
4 1	PRESTACIONES DE LA SEGURIDAD SOCIAL		19,210,982	19,210,982
4 2	TRANSFERENCIAS CORRIENTES AL SECTOR PRIVADO		5,884,545	5,884,545
4 4	TRANSFERENCIAS CORRIENTES AL SECTOR EXTERNO		8,448	8,448
6	**ACTIVOS NO FINANCIEROS**		**2,307,404,633**	**2,307,404,633**
6 1	MAQUINARIA Y EQUIPO		14,457,301	14,457,301
6 2	INMUEBLES		2,075,139	2,075,139
6 3	CONSTRUCCIONES Y MEJORAS		2,290,872,193	2,290,872,193
7	**ACTIVOS FINANCIEROS**		**732,276,997**	**732,276,997**

OFICINA NACIONAL DE PRESUPUESTO

CLASIFICACION POR OBJETO Y CUENTA DEL GASTO

SECTOR DESCENTRALIZADO

ENERO - DICIEMBRE 2007

(valores en RD$)

6112 INSTITUTO NACIONAL DE AGUAS POTABLES Y ALCANTARILLADOS

CODIGO	DESCRIPCION	COMPROMISO	DEVENGADO	PAGADO
7	**ACTIVOS FINANCIEROS**		**732,276,997**	**732,276,997**
7 4	INCREMENTO DE OTROS ACTIVOS FINANCIEROS		732,276,997	732,276,997
8	**PASIVOS FINANCIEROS**		**11,028,591**	**11,028,591**
8 7	DISMINUCIÓN DE PASIVOS CON PROVEEDORES		11,028,591	11,028,591
	TOTALES		**4,406,508,280**	**4,406,508,280**

OFICINA NACIONAL DE PRESUPUESTO

Distribución Programatica del Presupuesto

Año 2007

TITUTO NACIONAL DE AGUAS POTABLES Y ALCANTARILL

DEVENGADO

PRG	SUB PRG	PROY	ACTIVIDADES OBRAS	DENOMINACION	MONTO
01		00		**ACTIVIDADES CENTRALES**	859,921,660
	00			**N/A**	859,921,660
			01	DIRECCION, PLANIFICACION ADMINISTRCION RECURSOS HUMANOS Y CO	859,921,660
11		00		**SISTEMAS DE AGUAS POTABLES**	2,450,769,818
	00			**N/A**	2,450,769,818
			01	TRATAMIENTO DEL SISTEMA DE AGUA POTABLE	178,608,493
			02	COMERCIALIZACION DEL SISTEMA DE AGUA POTABLE	187,476,223
		11		PROYECTOS EN EJECUCION ACUEDUCTOS DE AGUA POTABLE -A-	387,188,875
			54	ACUEDUCTO CORRAL GRANDE	98,389,678
			71	ACUEDUCTO MULT. SANTIAGO RODRIGUEZ	39,097,648
			72	ACUEDUCTO SANTIAGO RODRIGUEZ EXT. PATA DE VACA	12,580,132
			80	REHABILITACION ACUEDUCTO DE CAYA	4,872,502
			81	ACUEDUCTO LINEA NOROESTE	119,323,209
			84	ACUEDUCTO LAS YAYAS	42,548,549
			96	ACUEDUCTO MULT. ANSONIA	20,944,999
			98	ACUEDUCTO SABANA YEGUA	49,432,158
		12		PROYECTOS EN EJECUCION ACUEDUCTOS DE AGUA POTABLE -B-	376,935,376
			64	ACUEDUCTO LOMA DEL YAQUE ARROYO CANO	42,829,621
			71	ACUEDUCTO SAN JUAN DE LA MAGUANA	112,949,111
			81	ACUEDUCTO MULT. LA CRUZ DE CENOVI	21,285,175
			88	ACUEDUCTO MULT. NAGUA	189,057,075
			91	ACUEDUCTO EL POZO LOS LIMONES	10,814,394
		13		PROYECTOS EN EJECUCION ACUEDUCTOS DE AGUA POTABLE -C-	247,114,408
			60	ACUEDUCTO SAMANA	58,443,636
			64	ACUEDUCTO BATERO	4,978,947
			73	ACUEDUCTO COTUI	71,926,798
			78	ACUEDUCTO SAN JOSE DE LAS MATAS	4,490,759
			84	ACUEDUCTO LA ISABELA	17,564,375
			85	ACUEDUCTO MONTE PLATA	15,515,517
			90	ACUEDUCTO SABANA GRANDE DE BOYA	36,474,406
			91	ACUEDUCTO YAMASA	19,634,134
			99	ACUEDUCTO MULT. LIMONAL -LAS VEREDAS	18,085,836
		14		PROYECTOS EN EJECUCION ACUEDUCTOS DE AGUA POTABLE -D-	132,438,355
			53	ACUEDUCTO MULT. SANTANA -CATALINA	82,002,408
			54	ACUEDUCTO EL SOMBRERO-EL LLANO	35,173,289
			62	ACUEDUCTO CRUCE DE OCOA	1,304,151
			75	ACUEDUCTO CAMBITA - STERLIN-PUEBLECITO	336,341
			76	ACUEDUCTO CANASTICA- SAN CRISTOBAL	11,902
			86	ACUEDUCTO MULT. HAINA	13,610,264
		15		PROYECTOS EN EJECUCION ACUEDUCTOS DE AGUA POTABLE -E-	189,425,892
			55	ACUEDUCTO LOS BOTADOS	115,141,181
			88	ACUEDUCTO JARABACOA	71,575,832
			92	ACUEDUCTO PEDREGAL -EL SALTO	2,708,879
		16		PROYECTOS EN EJECUCION ACUEDUCTOS DE AGUA POTABLE -F-	259,122,913
			56	ACUEDUCTO MAIMON	45,579,014
			77	ACUEDUCTO HATO MAYOR	135,031,084
			81	ACUEDUCTO LAS LAGUNAS	21,317,384
			90	ACUEDUCTO LA ROMANA-LO MULOS	25,683,720

OFICINA NACIONAL DE PRESUPUESTO

Distribución Programatica del Presupuesto

Año 2007

TITUTO NACIONAL DE AGUAS POTABLES Y ALCANTARILL

DEVENGADO

PRG	SUB PRG	PROY	ACTIVIDADES OBRAS	DENOMINACION	MONTO
11		16		**SISTEMAS DE AGUAS POTABLES**	2,450,769,818
	00			**N/A**	2,450,769,818
		16		PROYECTOS EN EJECUCION ACUEDUCTOS DE AGUA POTABLE -F-	259,122,913
			93	REF. ACUEDUCTO BAYAHIBE	31,511,711
		17		PROYECTOS EN EJECUCION ACUEDUCTOS DE AGUA POTABLE -G-	310,067,822
			55	ACUEDUCTO LA ANTENA	58,556,938
			56	ACUEDUCTO SAN PEDRO DE MACORIS	186,934,063
			70	ACUEDUCTO IMBERT	36,622,253
			98	ACUEDUCTO BARAHONA	27,954,568
		18		PROYECTOS EN EJECUCION ACUEDUCTOS DE AGUA POTABLE -H-	42,960,758
			69	ACUEDUCTO PEDERNALES	30,735,791
			79	ACUEDUCTO MULT. CABRERA	2,437,996
			80	ACUEDUCTO LOMA DE CABRERA	9,786,971
		19		PROYECTOS EN EJECUCION ACUEDUCTOS DE AGUA POTABLE -I-	56,870,617
			70	ACUEDUCTO MULT. ANGELINA -LAS GUARANAS	47,695,076
			92	ACUEDUCTO KILOMETRO 6 EL SEYBO	9,175,541
		20		PROYECTOS EN EJECUCION ACUEDUCTOS DE AGUA POTABLE -J-	82,560,086
			71	ACUEDUCTO LA CIENAGA	12,260,816
			72	ACUEDUCTO PARAISO - OJEDA	27,580,384
			77	ACUEDUCTO LA ISLETA	21,701,611
			84	ACUEDUCTO BOCA DE YUMA	21,017,275
12		00		**SANEAMIENTO Y TRATAMIENTO DEL SISTEMA DE AGUAS RESIDUAL**	327,656,628
	00			**N/A**	327,656,628
			01	SANEAMIENTO Y TRATAMIENTO DE AGUAS RESIDUALES	125,094,064
		11		PROYECTOS EN EJECUCION DE ALCANTARILLADOS -A-	104,099,314
			55	PLANTA DE TRATAMIENTO SAN JUAN DE LA MAGUANA	39,144,702
			71	ALC. SAN LAS CARMELITAS	32,054,716
			78	ALC. SAN BARRIO PUERTO RICO	32,899,896
		12		PROYECTOS EN EJECUCION DE ALCANTARILLADOS -B-	98,463,250
			51	ALC. SAN - SAN PEDRO DE MACORIS	79,369,065
			65	ALC. SAN - CAYETANO GERMOSEN	19,094,185
99		00		**ADMINISTRACION DE ACTIVOS, PASIVOS Y TRANSFERENCIAS**	768,160,174
	00			**N/A**	768,160,174
			00	ADMINISTRACION DE ACTIVOS, PASIVOS Y TRANSFERENCIAS	768,160,174
				TOTAL	4,406,508,280

CORPORACION DE FOMENTO HOTELERO
Y
DESARROLLO DEL TURISMO

DIGEPRES
Dirección General de Presupuesto

OFICINA NACIONAL DE PRESUPUESTO

CLASIFICACION ECONOMICA DE INGRESOS

TODAS LAS INSTITUCIONES

2007

(Expresado en RD$)

6114 CORPORACIÓN DE FOMENTO HOTELERO Y DESARROLLO DEL TURISMO

CUENTA	DENOMINACION	MONTO
534	**ALQUILERES**	**36,241,646.00**
534–001	ALQUILERES O ARRENDAMIENTOS DE BIENES INMUEBLES	36,241,646.00
599	**OTROS INGRESOS NO IDENTIFICADOS**	**24,360,367.00**
599–001	OTROS INGRESOS NO ESPECIFICADOS	24,360,367.00
741	**DISMINUCIÓN DE CAJA Y BANCOS**	**27,862,194.00**
741–001	DISMINUCIÓN DE CAJA Y BANCOS	27,862,194.00
	TOTAL GENERAL	**88,464,207**

OFICINA NACIONAL DE PRESUPUESTO

CLASIFICACION ECONOMICA DEL GASTO

INSTITUCIONES PUBLICAS DESCENTRALIZADAS O AUTONOMAS

Desde 31/01/2008 Hasta 31/12/008

(Expresado en RD$)

DEVENGADO

6114 CORPORACIÓN DE FOMENTO HOTELERO Y DESARROLLO DEL TURISMO

CUENTA	DENOMINACION	MONTO
2 1	GASTOS CORRIENTES	74,853,392
2 1 1	GASTOS DE OPERACIÓN	74,717,383
2 1 1 1	REMUNERACIONES A EMPLEADOS	11,326,594
2 1 1 2	BIENES Y SERVICIOS	63,390,789
2 1 5	TRANSFERENCIAS CORRIENTES	136,009
2 1 5 1	AL SECTOR PRIVADO	136,009
I	TOTAL GASTOS	74,853,392
2 3	APLICACIONES FINANCIERAS	13,610,815
2 3 3	OTRAS APLICACIONES FINANCIERAS	13,610,815
2 3 3 1	INCREMENTO DE CAJA Y BANCOS	13,610,815
II	TOTAL APLICACIONES FINANCIERAS	13,610,815
III = I + II	TOTAL GENERAL	88,464,207

OFICINA NACIONAL DE PRESUPUESTO

CLASIFICACION POR OBJETO DEL GASTO Y FUENTES DE FINANCIAMIENTO

SECTOR DESCENTRALIZADO

ENERO - DICIEMBRE 2007

EXPRESADO EN RD$

6114 CORPORACIÓN DE FOMENTO HOTELERO Y DESARROLLO DEL TURISMO

OBJETO DEL GASTO	FUENTES INTERNAS			FUENTES EXTERNAS			TOTAL GENERAL
	FONDOS PROPIOS	TRANSFERENCIAS	TOTAL FUENTES	CREDITO EXTERNO	DONACIONES EXTERNAS	TOTAL FUENTES	
1 SERVICIOS PERSONALES	11,326,594		11,326,594				11,326,594
2 SERVICIOS NO PERSONALES	61,518,287		61,518,287				61,518,287
3 MATERIALES Y SUMINISTROS	1,872,502		1,872,502				1,872,502
4 TRANSFERENCIAS CORRIENTES	136,009		136,009				136,009
7 ACTIVOS FINANCIEROS	13,610,815		13,610,815				13,610,815
TOTALES	**88,464,207**		**88,464,207**				**88,464,207**

OFICINA NACIONAL DE PRESUPUESTO

CLASIFICACION POR OBJETO Y CUENTA DEL GASTO

SECTOR DESCENTRALIZADO

ENERO - DICIEMBRE 2007

(valores en RD$)

6114 CORPORACIÓN DE FOMENTO HOTELERO Y DESARROLLO DEL TURISMO

CODIGO	DESCRIPCION	COMPROMISO	DEVENGADO	PAGADO
1	**SERVICIOS PERSONALES**		**11,326,594**	**11,326,594**
1 1	SUELDOS PARA CARGOS FIJOS		6,318,902	6,318,902
1 2	SUELDOS PERSONAL TEMPORERO		1,043,512	1,043,512
1 3	SOBRESUELDOS		135,214	135,214
1 5	HONORARIOS		1,317,106	1,317,106
1 6	DIETAS Y GASTOS DE REPRESENTACIÓN		509,633	509,633
1 8	GRATIFICACIONES Y BONIFICACIONES		1,486,784	1,486,784
1 9	CONTRIBUCIONES A LA SEGURIDAD SOCIAL		515,443	515,443
2	**SERVICIOS NO PERSONALES**		**61,518,287**	**61,518,287**
2 1	SERVICIOS DE COMUNICACIONES		453,628	453,628
2 2	SERVICIOS BÁSICOS		86,666	86,666
2 3	PUBLICIDAD, IMPRESIÓN Y ENCUADERNACIÓN		171,387	171,387
2 4	VIÁTICOS		217,979	217,979
2 5	TRANSPORTE Y ALMACENAJE		78,006	78,006
2 6	ALQUILERES		374,328	374,328
2 7	SEGUROS		421,856	421,856
2 8	CONSERV., REPS. MENORES Y CONSTS. TEMP.		53,169,600	53,169,600
2 9	OTROS SERVICIOS NO PERSONALES		6,544,837	6,544,837
3	**MATERIALES Y SUMINISTROS**		**1,872,502**	**1,872,502**
3 1	ALIMENTOS Y PRODUCTOS AGROFORESTALES		270,892	270,892
3 2	TEXTILES Y VESTUARIO		60,953	60,953
3 3	PRODUCTOS DE PAPEL, CARTÓN E IMPRESOS		354,945	354,945
3 4	COMBUSTIBLES, LUBRICANTES, PROD. QUÍMICOS Y C.		849,722	849,722
3 5	PRODUCTOS DE CUERO, CAUCHO Y PLASTICO		17,059	17,059
3 6	PRODUCTOS DE MINERALES METALICOS Y NO METALICOS		746	746
3 9	PRODUCTOS Y ÚTILES VARIOS		318,185	318,185
4	**TRANSFERENCIAS CORRIENTES**		**136,009**	**136,009**
4 2	TRANSFERENCIAS CORRIENTES AL SECTOR PRIVADO		136,009	136,009
7	**ACTIVOS FINANCIEROS**		**13,610,815**	**13,610,815**
7 4	INCREMENTO DE OTROS ACTIVOS FINANCIEROS		13,610,815	13,610,815
	TOTALES		**88,464,207**	**88,464,207**

OFICINA NACIONAL DE PRESUPUESTO

Distribución Programatica del Presupuesto

Año 2007

RACIÓN DE FOMENTO HOTELERO Y DESARROLLO DEL T

DEVENGADO

PRG	SUB PRG	PROY	ACTIVIDADES OBRAS	DENOMINACION	MONTO
01		00		**ACTIVIDADES CENTRALES**	56,073,402
	00			**N/A**	56,073,402
			01	GERENCIA GENERAL Y COORDINACION INSTITUCIONAL	37,356,134
			02	GESTION ADMINISTRATIVA Y FINANCIERA	18,717,268
11		00		**FOMENTO Y DESARROLLO DEL SECTOR HOTELERO Y TURISTICO**	32,390,805
	00			**N/A**	32,390,805
			01	SERVICIOS DE ARRENDAMIENTOS	11,342,345
			02	INSPECCION A HOTELES Y REPARACION PROPIEDAD DEL ESTADO	21,048,460
				TOTAL	88,464,207

INSTITUTO POSTAL DOMINICANO

DIGEPRES
Dirección General de Presupuesto

OFICINA NACIONAL DE PRESUPUESTO

CLASIFICACION ECONOMICA DE INGRESOS

TODAS LAS INSTITUCIONES

2007

(Expresado en RD$)

6115 INSTITUTO POSTAL DOMINICANO

CUENTA	DENOMINACION	MONTO
412	**TRANSFERENCIAS CORRIENTES DE LA ADMINISTRACION CENTRAL**	**122,964,527.00**
412–001	DE LA ADMINISTRACIÓN CENTRAL	122,964,527.00
522	**VENTA DE SERVICIOS DE EMPRESAS PÚBLICAS NO FINANCIERAS**	**55,769,448.00**
522–001	VENTAS DE SERVICIOS	55,769,448.00
599	**OTROS INGRESOS NO IDENTIFICADOS**	**23,632,110.00**
599–001	OTROS INGRESOS NO ESPECIFICADOS	23,632,110.00
741	**DISMINUCIÓN DE CAJA Y BANCOS**	**32,940,800.00**
741–001	DISMINUCIÓN DE CAJA Y BANCOS	32,940,800.00
841	**INCREMENTO DE CUENTAS POR PAGAR INTERNAS, DE CORTO PLAZO**	**8,563,663.00**
841–001	INCREMENTO DE CUENTAS POR PAGAR INTERNAS, DE CORTO PLAZO	8,563,663.00
	TOTAL GENERAL	**243,870,548**

OFICINA NACIONAL DE PRESUPUESTO

CLASIFICACION ECONOMICA DEL GASTO

INSTITUCIONES PUBLICAS DESCENTRALIZADAS O AUTONOMAS

Desde 31/01/2008 Hasta 31/12/008

(Expresado en RD$)

DEVENGADO

6115 INSTITUTO POSTAL DOMINICANO

CUENTA	DENOMINACION	MONTO
2 1	GASTOS CORRIENTES	228,266,662
2 1 1	GASTOS DE OPERACIÓN	219,718,810
2 1 1 1	REMUNERACIONES A EMPLEADOS	139,164,366
2 1 1 2	BIENES Y SERVICIOS	80,554,444
2 1 5	TRANSFERENCIAS CORRIENTES	8,547,852
2 1 5 1	AL SECTOR PRIVADO	2,320,863
2 1 5 4	DONACIONES AL EXTERIOR	6,226,989
2 2	GASTOS DE CAPITAL	8,040,935
2 2 1	INVERSIÓN REAL DIRECTA	8,040,935
2 2 1 1	MAQUINARIAS Y EQUIPOS	8,040,935
I	TOTAL GASTOS	236,307,597
2 3	APLICACIONES FINANCIERAS	7,562,951
2 3 3	OTRAS APLICACIONES FINANCIERAS	7,562,951
2 3 3 1	INCREMENTO DE CAJA Y BANCOS	4,904,519
2 3 3 3	DISMINUCIÓN DE CUENTAS POR PAGAR	2,658,432
II	TOTAL APLICACIONES FINANCIERAS	7,562,951
III = I + II	TOTAL GENERAL	243,870,548

OFICINA NACIONAL DE PRESUPUESTO

CLASIFICACION POR OBJETO DEL GASTO Y FUENTES DE FINANCIAMIENTO

SECTOR DESCENTRALIZADO

ENERO - DICIEMBRE 2007

EXPRESADO EN RD$

6115 INSTITUTO POSTAL DOMINICANO

OBJETO DEL GASTO	FUENTES INTERNAS			FUENTES EXTERNAS			TOTAL GENERAL
	FONDOS PROPIOS	TRANSFERENCIAS	TOTAL FUENTES	CREDITO EXTERNO	DONACIONES EXTERNAS	TOTAL FUENTES	
1 SERVICIOS PERSONALES	70,307,245	68,857,121	139,164,366				139,164,366
2 SERVICIOS NO PERSONALES	17,989,700	44,814,111	62,803,811				62,803,811
3 MATERIALES Y SUMINISTROS	9,954,809	7,795,824	17,750,633				17,750,633
4 TRANSFERENCIAS CORRIENTES	8,547,852		8,547,852				8,547,852
6 ACTIVOS NO FINANCIEROS	6,543,464	1,497,471	8,040,935				8,040,935
7 ACTIVOS FINANCIEROS	4,904,519		4,904,519				4,904,519
8 PASIVOS FINANCIEROS	2,658,432		2,658,432				2,658,432
TOTALES	**120,906,021**	**122,964,527**	**243,870,548**				**243,870,548**

OFICINA NACIONAL DE PRESUPUESTO

CLASIFICACION POR OBJETO Y CUENTA DEL GASTO

SECTOR DESCENTRALIZADO

ENERO - DICIEMBRE 2007

(valores en RD$)

6115 INSTITUTO POSTAL DOMINICANO

CODIGO	DESCRIPCION	COMPROMISO	DEVENGADO	PAGADO
1	**SERVICIOS PERSONALES**		**139,164,366**	**125,752,719**
1 1	SUELDOS PARA CARGOS FIJOS		110,890,831	100,661,201
1 2	SUELDOS PERSONAL TEMPORERO		3,892,300	3,662,681
1 3	SOBRESUELDOS		10,915,311	10,880,407
1 6	DIETAS Y GASTOS DE REPRESENTACIÓN		139,283	138,775
1 8	GRATIFICACIONES Y BONIFICACIONES		11,229,782	9,968,028
1 9	CONTRIBUCIONES A LA SEGURIDAD SOCIAL		2,096,859	441,627
2	**SERVICIOS NO PERSONALES**		**62,803,811**	**40,723,170**
2 1	SERVICIOS DE COMUNICACIONES		15,657,123	10,994,851
2 2	SERVICIOS BÁSICOS		14,379,220	4,055,860
2 3	PUBLICIDAD, IMPRESIÓN Y ENCUADERNACIÓN		6,404,648	4,406,823
2 4	VIÁTICOS		3,862,065	3,655,279
2 5	TRANSPORTE Y ALMACENAJE		9,558,854	6,229,918
2 6	ALQUILERES		3,550,388	3,260,491
2 7	SEGUROS		1,056,600	974,729
2 8	CONSERV., REPS. MENORES Y CONSTS. TEMP.		4,947,601	4,235,661
2 9	OTROS SERVICIOS NO PERSONALES		3,387,312	2,909,558
3	**MATERIALES Y SUMINISTROS**		**17,750,633**	**16,164,997**
3 1	ALIMENTOS Y PRODUCTOS AGROFORESTALES		2,681,214	2,592,342
3 2	TEXTILES Y VESTUARIO		678,510	646,507
3 3	PRODUCTOS DE PAPEL, CARTÓN E IMPRESOS		4,186,370	3,447,679
3 4	COMBUSTIBLES, LUBRICANTES, PROD. QUÍMICOS Y C.		5,629,143	5,186,271
3 5	PRODUCTOS DE CUERO, CAUCHO Y PLASTICO		1,267,705	1,213,457
3 9	PRODUCTOS Y ÚTILES VARIOS		3,307,691	3,078,741
4	**TRANSFERENCIAS CORRIENTES**		**8,547,852**	**4,899,433**
4 2	TRANSFERENCIAS CORRIENTES AL SECTOR PRIVADO		2,320,863	2,313,039
4 4	TRANSFERENCIAS CORRIENTES AL SECTOR EXTERNO		6,226,989	2,586,394
6	**ACTIVOS NO FINANCIEROS**		**8,040,935**	**3,882,062**
6 1	MAQUINARIA Y EQUIPO		8,040,935	3,882,062
7	**ACTIVOS FINANCIEROS**		**4,904,519**	**860,007**
7 4	INCREMENTO DE OTROS ACTIVOS FINANCIEROS		4,904,519	860,007
8	**PASIVOS FINANCIEROS**		**2,658,432**	**27,068,986**
8 7	DISMINUCIÓN DE PASIVOS CON PROVEEDORES		2,658,432	27,068,986
	TOTALES		**243,870,548**	**219,351,374**

OFICINA NACIONAL DE PRESUPUESTO

Distribución Programatica del Presupuesto

Año 2007

INSTITUTO POSTAL DOMINICANO

DEVENGADO

PRG	SUB PRG	PROY	ACTIVIDADES OBRAS	DENOMINACION	MONTO
01		00		**ACTIVIDADES CENTRALES**	137,036,217
	00			**N/A**	137,036,217
			01	DIRECCION SUPERIOR	34,882,883
			02	GESTION ADMINISTRATIVA Y FINANCIERA	102,153,334
11		00		**SERVICIO POSTAL**	90,652,170
	00			**N/A**	90,652,170
			01	OPERACIONES POSTALES	90,652,170
99		00		**ADMINISTRACION DE TRANSFERENCIAS, ACTIVOS Y PASIVOS FINA**	16,182,161
	00			**N/A**	16,182,161
			00	PARTIDA NO ASIGNADAS A PROGRAMA	16,182,161
				TOTAL	243,870,548

AUTORIDAD PORTUARIA DOMINICANA

DIGEPRES
Dirección General de Presupuesto

OFICINA NACIONAL DE PRESUPUESTO

CLASIFICACION ECONOMICA DE INGRESOS

TODAS LAS INSTITUCIONES

2007

(Expresado en RD$)

6116 AUTORIDAD PORTUARIA DOMINICANA

CUENTA	DENOMINACION	MONTO
522	**VENTA DE SERVICIOS DE EMPRESAS PÚBLICAS NO FINANCIERAS**	**837,390,513.00**
522–001	VENTAS DE SERVICIOS	837,390,513.00
534	**ALQUILERES**	**17,596,150.00**
534–001	ALQUILERES O ARRENDAMIENTOS DE BIENES INMUEBLES	17,596,150.00
599	**OTROS INGRESOS NO IDENTIFICADOS**	**33,318,647.00**
599–001	OTROS INGRESOS NO ESPECIFICADOS	33,318,647.00
741	**DISMINUCIÓN DE CAJA Y BANCOS**	**108,534,301.00**
741–001	DISMINUCIÓN DE CAJA Y BANCOS	108,534,301.00
841	**INCREMENTO DE CUENTAS POR PAGAR INTERNAS, DE CORTO PLAZO**	**17,321,065.00**
841–001	INCREMENTO DE CUENTAS POR PAGAR INTERNAS, DE CORTO PLAZO	17,321,065.00
	TOTAL GENERAL	**1,014,160,676**

OFICINA NACIONAL DE PRESUPUESTO

CLASIFICACION ECONOMICA DEL GASTO

INSTITUCIONES PUBLICAS DESCENTRALIZADAS O AUTONOMAS

Desde 31/01/2008 Hasta 31/12/008

(Expresado en RD$)

DEVENGADO

6116 AUTORIDAD PORTUARIA DOMINICANA

CUENTA	DENOMINACION	MONTO
2 1	**GASTOS CORRIENTES**	**803,616,912**
2 1 1	**GASTOS DE OPERACIÓN**	**793,131,822**
2 1 1 1	REMUNERACIONES A EMPLEADOS	559,555,925
2 1 1 2	BIENES Y SERVICIOS	233,575,897
2 1 5	**TRANSFERENCIAS CORRIENTES**	**10,485,090**
2 1 5 1	AL SECTOR PRIVADO	10,460,230
2 1 5 4	DONACIONES AL EXTERIOR	24,860
2 2	**GASTOS DE CAPITAL**	**111,419,479**
2 2 1	**INVERSIÓN REAL DIRECTA**	**111,419,479**
2 2 1 1	MAQUINARIAS Y EQUIPOS	39,886,803
2 2 1 2	CONSTRUCCIONES	70,007,432
2 2 1 4	ACTIVOS PREEXISTETES	1,525,244
I	**TOTAL GASTOS**	**915,036,391**
2 3	**APLICACIONES FINANCIERAS**	**99,124,285**
2 3 3	**OTRAS APLICACIONES FINANCIERAS**	**99,124,285**
2 3 3 1	INCREMENTO DE CAJA Y BANCOS	64,874,003
2 3 3 3	DISMINUCIÓN DE CUENTAS POR PAGAR	34,250,282
II	**TOTAL APLICACIONES FINANCIERAS**	**99,124,285**
III = I + II	TOTAL GENERAL	1,014,160,676

OFICINA NACIONAL DE PRESUPUESTO

CLASIFICACION POR OBJETO DEL GASTO Y FUENTES DE FINANCIAMIENTO

SECTOR DESCENTRALIZADO

ENERO - DICIEMBRE 2007

EXPRESADO EN RD$

6116 AUTORIDAD PORTUARIA DOMINICANA

OBJETO DEL GASTO	FUENTES INTERNAS			FUENTES EXTERNAS			TOTAL GENERAL
	FONDOS PROPIOS	TRANSFERENCIAS	TOTAL FUENTES	CREDITO EXTERNO	DONACIONES EXTERNAS	TOTAL FUENTES	
1 SERVICIOS PERSONALES	559,555,925		559,555,925				559,555,925
2 SERVICIOS NO PERSONALES	164,263,218		164,263,218				164,263,218
3 MATERIALES Y SUMINISTROS	69,312,679		69,312,679				69,312,679
4 TRANSFERENCIAS CORRIENTES	10,485,090		10,485,090				10,485,090
6 ACTIVOS NO FINANCIEROS	111,419,479		111,419,479				111,419,479
7 ACTIVOS FINANCIEROS	64,874,003		64,874,003				64,874,003
8 PASIVOS FINANCIEROS	34,250,282		34,250,282				34,250,282
TOTALES	**1,014,160,676**		**1,014,160,676**				**1,014,160,676**

OFICINA NACIONAL DE PRESUPUESTO

CLASIFICACION POR OBJETO Y CUENTA DEL GASTO

SECTOR DESCENTRALIZADO

ENERO - DICIEMBRE 2007

(valores en RD$)

6116 AUTORIDAD PORTUARIA DOMINICANA

CODIGO	DESCRIPCION	COMPROMISO	DEVENGADO	PAGADO
1	**SERVICIOS PERSONALES**		**559,555,925**	**554,500,364**
1 1	SUELDOS PARA CARGOS FIJOS		391,776,869	390,759,634
1 2	SUELDOS PERSONAL TEMPORERO		8,165,048	8,171,768
1 3	SOBRESUELDOS		55,787,930	55,668,434
1 5	HONORARIOS		3,511,997	3,004,333
1 6	DIETAS Y GASTOS DE REPRESENTACIÓN		4,551,000	4,541,500
1 8	GRATIFICACIONES Y BONIFICACIONES		64,490,091	65,549,250
1 9	CONTRIBUCIONES A LA SEGURIDAD SOCIAL		31,272,990	26,805,445
2	**SERVICIOS NO PERSONALES**		**164,263,218**	**127,232,863**
2 1	SERVICIOS DE COMUNICACIONES		6,852,509	5,726,408
2 2	SERVICIOS BÁSICOS		29,689,738	22,989,846
2 3	PUBLICIDAD, IMPRESIÓN Y ENCUADERNACIÓN		15,395,119	4,593,815
2 4	VIÁTICOS		2,134,741	2,134,741
2 5	TRANSPORTE Y ALMACENAJE		705,207	700,739
2 6	ALQUILERES		4,427,459	4,262,084
2 7	SEGUROS		74,820,185	62,776,573
2 8	CONSERV., REPS. MENORES Y CONSTS. TEMP.		7,605,908	4,065,208
2 9	OTROS SERVICIOS NO PERSONALES		22,632,352	19,983,449
3	**MATERIALES Y SUMINISTROS**		**69,312,679**	**59,304,279**
3 1	ALIMENTOS Y PRODUCTOS AGROFORESTALES		11,345,398	11,847,764
3 2	TEXTILES Y VESTUARIO		3,779,151	968,902
3 3	PRODUCTOS DE PAPEL, CARTÓN E IMPRESOS		5,152,465	4,092,399
3 4	COMBUSTIBLES, LUBRICANTES, PROD. QUÍMICOS Y C.		19,627,377	15,667,761
3 5	PRODUCTOS DE CUERO, CAUCHO Y PLASTICO		3,160,530	2,133,981
3 6	PRODUCTOS DE MINERALES METALICOS Y NO METALICOS		4,017,006	14,853,187
3 9	PRODUCTOS Y ÚTILES VARIOS		22,230,752	9,740,285
4	**TRANSFERENCIAS CORRIENTES**		**10,485,090**	**10,030,597**
4 2	TRANSFERENCIAS CORRIENTES AL SECTOR PRIVADO		10,460,230	10,005,737
4 4	TRANSFERENCIAS CORRIENTES AL SECTOR EXTERNO		24,860	24,860
6	**ACTIVOS NO FINANCIEROS**		**111,419,479**	**80,398,918**
6 1	MAQUINARIA Y EQUIPO		39,886,803	23,778,858
6 2	INMUEBLES		1,525,244	1,525,244
6 3	CONSTRUCCIONES Y MEJORAS		70,007,432	55,094,816
7	**ACTIVOS FINANCIEROS**		**64,874,003**	
7 4	INCREMENTO DE OTROS ACTIVOS FINANCIEROS		64,874,003	
8	**PASIVOS FINANCIEROS**		**34,250,282**	**100,498,587**

OFICINA NACIONAL DE PRESUPUESTO

CLASIFICACION POR OBJETO Y CUENTA DEL GASTO

SECTOR DESCENTRALIZADO

ENERO - DICIEMBRE 2007

(valores en RD$)

6116 AUTORIDAD PORTUARIA DOMINICANA

CODIGO	DESCRIPCION	COMPROMISO	DEVENGADO	PAGADO
8	**PASIVOS FINANCIEROS**		**34,250,282**	**100,498,587**
8 7	DISMINUCIÓN DE PASIVOS CON PROVEEDORES		34,250,282	100,498,587
	TOTALES		**1,014,160,676**	**931,965,608**

OFICINA NACIONAL DE PRESUPUESTO

Distribución Programatica del Presupuesto

Año 2007

AUTORIDAD PORTUARIA DOMINICANA

DEVENGADO

PRG	SUB PRG	PROY	ACTIVIDADES OBRAS	DENOMINACION	MONTO
01		00		**ACTIVIDAD CENTRAL**	613,721,073
	00			**N/A**	613,721,073
			01	DIRECCION EJECUCION Y COORDINACION INSTITUCIONAL	304,552,575
			02	GESTION ADMINISTRATIVA Y FINANCIERA	309,168,498
11		00		**SERVICIOS PORTUARIOS**	271,555,346
	00			**N/A**	271,555,346
			01	PUERTOS COMERCIALES	260,390,379
			03	MARINAS DEPORTIVAS	10,233,465
			04	OPERACION, MANTENIMIENTO Y FUNCIONAMIENTO DE PUERTOS	931,502
99		00		**TRANSFERENCIA DE ACTIVOS Y PASIVOS FINANCIEROS**	128,884,257
	00			**N/A**	128,884,257
			00	N/A	128,884,257
				TOTAL	1,014,160,676

LOTERIA NACIONAL

DIGEPRES
Dirección General de Presupuesto

OFICINA NACIONAL DE PRESUPUESTO

CLASIFICACION ECONOMICA DE INGRESOS

TODAS LAS INSTITUCIONES

2007

(Expresado en RD$)

6118 LOTERIA NACIONAL

CUENTA	DENOMINACION	MONTO
417	**TRANSFERENCIAS CORRIENTES DE INSTITUCIONES PÚBLICAS FINANCIERAS**	**108,067,184.00**
417–001	DE INSTITUCIONES PÚBLICAS FINANCIERAS	108,067,184.00
512	**VENTAS DE MERCANCIAS DE LAS EMPRESAS PÚBLICAS NO FINANCIERAS**	**1,070,302,518.00**
512–001	DE LAS EMPRESAS PÚBLICAS NO FINANCIERAS	1,070,302,518.00
714	**RECUPERACIÓN DE PRÉSTAMOS DE LARGO PLAZO DEL SECTOR PÚBLICO**	**82,168,225.00**
714–001	RECUPERACIÓN DE PRÉSTAMOS DE LARGO PLAZO DEL SECTOR PÚBLICO	82,168,225.00
741	**DISMINUCIÓN DE CAJA Y BANCOS**	**52,920,285.00**
741–001	DISMINUCIÓN DE CAJA Y BANCOS	52,920,285.00
	TOTAL GENERAL	**1,313,458,212**

OFICINA NACIONAL DE PRESUPUESTO

CLASIFICACION ECONOMICA DEL GASTO

INSTITUCIONES PUBLICAS DESCENTRALIZADAS O AUTONOMAS

Desde 31/01/2008 Hasta 31/12/008

(Expresado en RD$)

DEVENGADO

6118 LOTERIA NACIONAL

CUENTA	DENOMINACION	MONTO
2 1	**GASTOS CORRIENTES**	**955,760,421**
2 1 1	**GASTOS DE OPERACIÓN**	**649,873,451**
2 1 1 1	REMUNERACIONES A EMPLEADOS	331,382,766
2 1 1 2	BIENES Y SERVICIOS	318,490,685
2 1 4	**PRESTACIONES SOCIALES**	**2,840,848**
2 1 4 1	PRESTACIONES DE LA SEGURIDAD SOCIAL	2,840,848
2 1 5	**TRANSFERENCIAS CORRIENTES**	**303,046,122**
2 1 5 1	AL SECTOR PRIVADO	284,206,641
2 1 5 2	AL SECTOR PÚBLICO	18,839,481
2 2	**GASTOS DE CAPITAL**	**17,987,044**
2 2 1	**INVERSIÓN REAL DIRECTA**	**10,487,044**
2 2 1 1	MAQUINARIAS Y EQUIPOS	1,021,200
2 2 1 2	CONSTRUCCIONES	4,658,350
2 2 1 4	ACTIVOS PREEXISTETES	4,807,494
2 2 3	**TRANSFERENCIAS DE CAPITAL**	**7,500,000**
2 2 3 2	AL SECTOR PÚBLICO	7,500,000
I	**TOTAL GASTOS**	**973,747,465**
2 3	**APLICACIONES FINANCIERAS**	**339,710,747**
2 3 3	**OTRAS APLICACIONES FINANCIERAS**	**339,710,747**
2 3 3 1	INCREMENTO DE CAJA Y BANCOS	339,710,747
II	**TOTAL APLICACIONES FINANCIERAS**	**339,710,747**
III = I + II	TOTAL GENERAL	1,313,458,212

OFICINA NACIONAL DE PRESUPUESTO

CLASIFICACION POR OBJETO DEL GASTO Y FUENTES DE FINANCIAMIENTO

SECTOR DESCENTRALIZADO

ENERO - DICIEMBRE 2007

EXPRESADO EN RD$

6118 LOTERIA NACIONAL

OBJETO DEL GASTO	FUENTES INTERNAS			FUENTES EXTERNAS			TOTAL GENERAL
	FONDOS PROPIOS	TRANSFERENCIAS	TOTAL FUENTES	CREDITO EXTERNO	DONACIONES EXTERNAS	TOTAL FUENTES	
1 SERVICIOS PERSONALES	331,382,766		331,382,766				331,382,766
2 SERVICIOS NO PERSONALES	191,927,486		191,927,486				191,927,486
3 MATERIALES Y SUMINISTROS	126,563,199		126,563,199				126,563,199
4 TRANSFERENCIAS CORRIENTES	305,886,970		305,886,970				305,886,970
5 TRANSFERENCIAS DE CAPITAL	7,500,000		7,500,000				7,500,000
6 ACTIVOS NO FINANCIEROS	10,487,044		10,487,044				10,487,044
7 ACTIVOS FINANCIEROS	339,710,747		339,710,747				339,710,747
TOTALES	**1,313,458,212**		**1,313,458,212**				**1,313,458,212**

OFICINA NACIONAL DE PRESUPUESTO

CLASIFICACION POR OBJETO Y CUENTA DEL GASTO

SECTOR DESCENTRALIZADO

ENERO - DICIEMBRE 2007

(valores en RD$)

6118 LOTERIA NACIONAL

CODIGO	DESCRIPCION	COMPROMISO	DEVENGADO	PAGADO
1	**SERVICIOS PERSONALES**		**331,382,766**	**331,382,766**
1 1	SUELDOS PARA CARGOS FIJOS		232,893,082	232,893,082
1 5	HONORARIOS		49,800,376	49,800,376
1 8	GRATIFICACIONES Y BONIFICACIONES		33,718,323	33,718,323
1 9	CONTRIBUCIONES A LA SEGURIDAD SOCIAL		14,970,985	14,970,985
2	**SERVICIOS NO PERSONALES**		**191,927,486**	**191,927,486**
2 1	SERVICIOS DE COMUNICACIONES		4,053,381	4,053,381
2 2	SERVICIOS BÁSICOS		11,891,045	11,891,045
2 3	PUBLICIDAD, IMPRESIÓN Y ENCUADERNACIÓN		60,395,982	60,395,982
2 4	VIÁTICOS		782,805	782,805
2 5	TRANSPORTE Y ALMACENAJE		1,471,779	1,471,779
2 6	ALQUILERES		6,800,858	6,800,858
2 7	SEGUROS		13,170,959	13,170,959
2 8	CONSERV., REPS. MENORES Y CONSTS. TEMP.		7,328,303	7,328,303
2 9	OTROS SERVICIOS NO PERSONALES		86,032,374	86,032,374
3	**MATERIALES Y SUMINISTROS**		**126,563,199**	**126,563,199**
3 1	ALIMENTOS Y PRODUCTOS AGROFORESTALES		261,120	261,120
3 2	TEXTILES Y VESTUARIO		227,827	227,827
3 3	PRODUCTOS DE PAPEL, CARTÓN E IMPRESOS		4,762	4,762
3 4	COMBUSTIBLES, LUBRICANTES, PROD. QUÍMICOS Y C.		14,159,896	14,159,896
3 5	PRODUCTOS DE CUERO, CAUCHO Y PLASTICO		337,439	337,439
3 6	PRODUCTOS DE MINERALES METALICOS Y NO METALICOS		250,470	250,470
3 9	PRODUCTOS Y ÚTILES VARIOS		111,321,685	111,321,685
4	**TRANSFERENCIAS CORRIENTES**		**305,886,970**	**305,886,970**
4 1	PRESTACIONES DE LA SEGURIDAD SOCIAL		2,840,848	2,840,848
4 2	TRANSFERENCIAS CORRIENTES AL SECTOR PRIVADO		284,206,641	284,206,641
4 3	TRANSFERENCIAS CORRIENTES AL SECTOR PÚBLICO		18,839,481	18,839,481
5	**TRANSFERENCIAS DE CAPITAL**		**7,500,000**	**7,500,000**
5 2	TRANSFERENCIAS DE CAPITAL AL SECTOR PÚBLICO		7,500,000	7,500,000
6	**ACTIVOS NO FINANCIEROS**		**10,487,044**	**10,487,044**
6 1	MAQUINARIA Y EQUIPO		1,021,200	1,021,200
6 2	INMUEBLES		4,807,494	4,807,494
6 3	CONSTRUCCIONES Y MEJORAS		4,658,350	4,658,350
7	**ACTIVOS FINANCIEROS**		**339,710,747**	**339,710,747**
7 4	INCREMENTO DE OTROS ACTIVOS FINANCIEROS		339,710,747	339,710,747
	TOTALES		**1,313,458,212**	**1,313,458,212**

OFICINA NACIONAL DE PRESUPUESTO

Distribución Programatica del Presupuesto

Año 2007

LOTERIA NACIONAL

DEVENGADO

PRG	SUB PRG	PROY	ACTIVIDADES OBRAS	DENOMINACION	MONTO
01		00		**ACTIVIDAD CENTRAL**	314,675,657
	00			**N/A**	314,675,657
			01	ADMINISTRACION INSTITUCIONAL	314,675,657
11		00		**SERVICIOS DE VENTA DE BILLETES Y QUINIELAS**	196,454,205
	00			**N/A**	196,454,205
			01	VENTAS DE BILLETES Y QUINIELAS	196,454,205
12		00		**ASISTENCIA SOCIAL, OPERATIVOS MEDICOS, APOYO AL DEPORTE**	149,372,383
	00			**N/A**	149,372,383
			01	OPERATIVOS MEDICOS, APOYO AL DEPORTE Y AYUDA A PERSONAS	149,372,383
99		00		**TRANSFERENCIA, ACTIVOS Y PASIVOS FINANCIEROS**	652,955,967
	00			**N/A**	652,955,967
			00	TRANSFERENCIA, ACTIVOS Y PASIVOS FINANCIEROS	652,955,967
				TOTAL	1,313,458,212

INSTITUTO NACIONAL DE LA VIVIENDA

DIGEPRES
Dirección General de Presupuesto

OFICINA NACIONAL DE PRESUPUESTO

CLASIFICACION ECONOMICA DE INGRESOS

TODAS LAS INSTITUCIONES

2007

(Expresado en RD$)

6119 INSTITUTO NACIONAL DE LA VIVIENDA

CUENTA	DENOMINACION	MONTO
412	**TRANSFERENCIAS CORRIENTES DE LA ADMINISTRACION CENTRAL**	**77,170,000.00**
412–001	DE LA ADMINISTRACIÓN CENTRAL	77,170,000.00
422	**TRANSFERENCIAS DE CAPITAL DE LA ADMINISTRACIÓN CENTRAL**	**1,445,000,437.00**
422–001	DE LA ADMINISTRACIÓN CENTRAL	1,445,000,437.00
423	**TRANSFERENCIA DE CAPITAL DE INSTITUCIONES PÚBLICAS DESCENTRALIZADAS**	**95,000,000.00**
423–001	DE INSTITUCIONES PÚBLICAS DESCENTRALIZADAS O AUTÓNOMAS	95,000,000.00
512	**VENTAS DE MERCANCIAS DE LAS EMPRESAS PÚBLICAS NO FINANCIERAS**	**204,209,598.00**
512–001	DE LAS EMPRESAS PÚBLICAS NO FINANCIERAS	204,209,598.00
522	**VENTA DE SERVICIOS DE EMPRESAS PÚBLICAS NO FINANCIERAS**	**69,647,462.00**
522–001	VENTAS DE SERVICIOS	69,647,462.00
741	**DISMINUCIÓN DE CAJA Y BANCOS**	**415,396,867.00**
741–001	DISMINUCIÓN DE CAJA Y BANCOS	415,396,867.00
841	**INCREMENTO DE CUENTAS POR PAGAR INTERNAS, DE CORTO PLAZO**	**4,629,756.00**
841–001	INCREMENTO DE CUENTAS POR PAGAR INTERNAS, DE CORTO PLAZO	4,629,756.00
	TOTAL GENERAL	**2,311,054,120**

OFICINA NACIONAL DE PRESUPUESTO

CLASIFICACION ECONOMICA DEL GASTO

INSTITUCIONES PUBLICAS DESCENTRALIZADAS O AUTONOMAS

Desde 31/01/2008 Hasta 31/12/008

(Expresado en RD$)

DEVENGADO

6119 INSTITUTO NACIONAL DE LA VIVIENDA

CUENTA	DENOMINACION	MONTO
2 1	**GASTOS CORRIENTES**	**350,704,331**
2 1 1	**GASTOS DE OPERACIÓN**	**347,746,556**
2 1 1 1	REMUNERACIONES A EMPLEADOS	250,435,711
2 1 1 2	BIENES Y SERVICIOS	97,310,845
2 1 3	**INTERESES**	**2,268,710**
2 1 3 3	COMISIONES DEUDA PÚBLICA	2,268,710
2 1 5	**TRANSFERENCIAS CORRIENTES**	**689,065**
2 1 5 1	AL SECTOR PRIVADO	639,065
2 1 5 2	AL SECTOR PÚBLICO	50,000
2 2	**GASTOS DE CAPITAL**	**734,364,349**
2 2 1	**INVERSIÓN REAL DIRECTA**	**534,364,349**
2 2 1 1	MAQUINARIAS Y EQUIPOS	2,215,631
2 2 1 2	CONSTRUCCIONES	532,147,101
2 2 1 7	OTROS ACTIVOS NO FINANCIEROS	1,617
2 2 3	**TRANSFERENCIAS DE CAPITAL**	**200,000,000**
2 2 3 2	AL SECTOR PÚBLICO	200,000,000
I	**TOTAL GASTOS**	**1,085,068,680**
2 3	**APLICACIONES FINANCIERAS**	**1,225,985,440**
2 3 2	**PASIVOS FINANCIEROS**	**4,198,898**
2 3 2 1	AMORTIZACIÓN DEUDA INTERNA	4,198,898
2 3 3	**OTRAS APLICACIONES FINANCIERAS**	**1,221,786,542**
2 3 3 1	INCREMENTO DE CAJA Y BANCOS	1,055,887,647
2 3 3 3	DISMINUCIÓN DE CUENTAS POR PAGAR	165,898,895
II	**TOTAL APLICACIONES FINANCIERAS**	**1,225,985,440**
III = I + II	TOTAL GENERAL	**2,311,054,120**

OFICINA NACIONAL DE PRESUPUESTO

CLASIFICACION POR OBJETO DEL GASTO Y FUENTES DE FINANCIAMIENTO

SECTOR DESCENTRALIZADO

ENERO - DICIEMBRE 2007

EXPRESADO EN RD$

6119 INSTITUTO NACIONAL DE LA VIVIENDA

OBJETO DEL GASTO	FUENTES INTERNAS			FUENTES EXTERNAS			TOTAL GENERAL
	FONDOS PROPIOS	TRANSFERENCIAS	TOTAL FUENTES	CREDITO EXTERNO	DONACIONES EXTERNAS	TOTAL FUENTES	
1 SERVICIOS PERSONALES	153,767,654	96,668,057	250,435,711				250,435,711
2 SERVICIOS NO PERSONALES	48,266,867	34,216,697	82,483,564				82,483,564
3 MATERIALES Y SUMINISTROS	3,922,626	10,904,655	14,827,281				14,827,281
4 TRANSFERENCIAS CORRIENTES	24,000	665,065	689,065				689,065
5 TRANSFERENCIAS DE CAPITAL	200,000,000		200,000,000				200,000,000
6 ACTIVOS NO FINANCIEROS	145,582,745	388,781,604	534,364,349				534,364,349
7 ACTIVOS FINANCIEROS	98,190,883	957,696,764	1,055,887,647				1,055,887,647
8 PASIVOS FINANCIEROS	42,394,063	127,703,730	170,097,793				170,097,793
9 GASTOS FINANCIEROS	1,734,845	533,865	2,268,710				2,268,710
TOTALES	**693,883,683**	**1,617,170,437**	**2,311,054,120**				**2,311,054,120**

TOTAL GENERAL	**41,409,201,630**	**55,284,389,617**	**96,693,591,247**		**17,922,534**	**17,922,534**	**96,711,513,781**

OFICINA NACIONAL DE PRESUPUESTO

CLASIFICACION POR OBJETO Y CUENTA DEL GASTO

SECTOR DESCENTRALIZADO

ENERO - DICIEMBRE 2007

(valores en RD$)

6119 INSTITUTO NACIONAL DE LA VIVIENDA

CODIGO	DESCRIPCION	COMPROMISO	DEVENGADO	PAGADO
1	**SERVICIOS PERSONALES**		**250,435,711**	**127,724,659**
1 1	SUELDOS PARA CARGOS FIJOS		92,362,791	92,362,791
1 2	SUELDOS PERSONAL TEMPORERO		106,710,844	735,844
1 3	SOBRESUELDOS		10,196,048	10,183,061
1 4	JORNALES		78,768	78,768
1 5	HONORARIOS		859,000	859,000
1 6	DIETAS Y GASTOS DE REPRESENTACIÓN		867,955	867,955
1 8	GRATIFICACIONES Y BONIFICACIONES		30,057,683	13,334,618
1 9	CONTRIBUCIONES A LA SEGURIDAD SOCIAL		9,302,622	9,302,622
2	**SERVICIOS NO PERSONALES**		**82,483,564**	**81,742,364**
2 1	SERVICIOS DE COMUNICACIONES		4,401,055	4,401,055
2 2	SERVICIOS BÁSICOS		5,732,907	5,732,907
2 3	PUBLICIDAD, IMPRESIÓN Y ENCUADERNACIÓN		2,099,006	2,096,675
2 4	VIÁTICOS		4,732,238	4,732,238
2 5	TRANSPORTE Y ALMACENAJE		224,820	224,820
2 6	ALQUILERES		308,495	308,495
2 7	SEGUROS		12,299,317	11,560,448
2 8	CONSERV., REPS. MENORES Y CONSTS. TEMP.		6,270,197	6,270,197
2 9	OTROS SERVICIOS NO PERSONALES		46,415,529	46,415,529
3	**MATERIALES Y SUMINISTROS**		**14,827,281**	**14,768,926**
3 1	ALIMENTOS Y PRODUCTOS AGROFORESTALES		4,084,658	4,084,658
3 2	TEXTILES Y VESTUARIO		144,870	144,870
3 3	PRODUCTOS DE PAPEL, CARTÓN E IMPRESOS		1,834,246	1,834,246
3 4	COMBUSTIBLES, LUBRICANTES, PROD. QUÍMICOS Y C.		6,559,461	6,558,777
3 5	PRODUCTOS DE CUERO, CAUCHO Y PLASTICO		515,169	515,169
3 6	PRODUCTOS DE MINERALES METALICOS Y NO METALICOS		70,398	67,350
3 9	PRODUCTOS Y ÚTILES VARIOS		1,618,479	1,563,856
4	**TRANSFERENCIAS CORRIENTES**		**689,065**	**612,758**
4 2	TRANSFERENCIAS CORRIENTES AL SECTOR PRIVADO		639,065	562,758
4 3	TRANSFERENCIAS CORRIENTES AL SECTOR PÚBLICO		50,000	50,000
5	**TRANSFERENCIAS DE CAPITAL**		**200,000,000**	**200,000,000**
5 2	TRANSFERENCIAS DE CAPITAL AL SECTOR PÚBLICO		200,000,000	200,000,000
6	**ACTIVOS NO FINANCIEROS**		**534,364,349**	**1,840,396**
6 1	MAQUINARIA Y EQUIPO		2,215,631	1,838,779
6 3	CONSTRUCCIONES Y MEJORAS		532,147,101	
6 9	OTROS ACTIVOS		1,617	1,617

OFICINA NACIONAL DE PRESUPUESTO

CLASIFICACION POR OBJETO Y CUENTA DEL GASTO

SECTOR DESCENTRALIZADO

ENERO - DICIEMBRE 2007

(valores en RD$)

6119 INSTITUTO NACIONAL DE LA VIVIENDA

CODIGO	DESCRIPCION	COMPROMISO	DEVENGADO	PAGADO
7	**ACTIVOS FINANCIEROS**		**1,055,887,647**	**129,417,989**
7 4	INCREMENTO DE OTROS ACTIVOS FINANCIEROS		1,055,887,647	129,417,989
8	**PASIVOS FINANCIEROS**		**170,097,793**	**1,287,475,275**
8 1	AMORTIZACIÓN DE PRÉSTAMOS INTERNOS		4,198,898	4,198,898
8 7	DISMINUCIÓN DE PASIVOS CON PROVEEDORES		165,898,895	1,283,276,377
9	**GASTOS FINANCIEROS**		**2,268,710**	**2,268,710**
9 3	COMISIONES Y OTROS GASTOS DE LA LA DEUDA PÚBLICA		2,268,710	2,268,710
	TOTALES		**2,311,054,120**	**1,845,851,077**
	TOTALES		**96,711,513,781**	**91,559,148,631**

OFICINA NACIONAL DE PRESUPUESTO

Distribución Programatica del Presupuesto

Año 2007

INSTITUTO NACIONAL DE LA VIVIENDA

DEVENGADO

PRG	SUB PRG	PROY	ACTIVIDADES OBRAS	DENOMINACION	MONTO
01		00		**ACTIVIDADES CENTRALES**	307,237,751
	00			**N/A**	307,237,751
			01	DIRECCION GENERAL, COORDINACION INSTITUCIONAL,SUBDIRECCION ADM	229,572,604
			02	SUDIRECCION ADMINISTRATIVA Y GERENCIA FINANCIERA	77,665,147
11		00		**CONSTRUCION DE VIVIENDAS NUEVAS**	754,392,817
	00			**N/A**	754,392,817
			01	COORDINACION TECNICA	754,392,817
12		00		**MEJORAMIENTO Y RECONSTRUCCION DE VIVIENDAS URBANO Y RU**	3,024,526
	00			**N/A**	3,024,526
			01	COORDINACION TECNICA	3,024,526
14		00		**SUBSIDIO HABITACIONAL**	18,074,369
	00			**N/A**	18,074,369
			01	COORDINACION TECNICA	18,074,369
99		00		**ADMINISTRACION TRANSFERENCIAS, ACTIVOS Y PASIVOS FINANCI**	1,228,324,657
	00			**N/A**	1,228,324,657
			00	TRANSFERENCIA, ACTIVOS Y PASIVOS FINANCIEROS	1,228,324,657
				TOTAL	2,311,054,120

INSTITUCIONES PUBLICAS FINANCIERAS MONETARIAS

DIGEPRES
Dirección General de Presupuesto

BANCO AGRICOLA DE LA REPUBLICA DOMINICANA

DIGEPRES
Dirección General de Presupuesto

OFICINA NACIONAL DE PRESUPUESTO

CLASIFICACION ECONOMICA DE INGRESOS

TODAS LAS INSTITUCIONES

2007

(Expresado en RD$)

5001 BANCO AGRICOLA DE LA REPUBLICA DOMINICANA

CUENTA	DENOMINACION	MONTO
412	**TRANSFERENCIAS CORRIENTES DE LA ADMINISTRACION CENTRAL**	**155,316,876.00**
412–001	DE LA ADMINISTRACIÓN CENTRAL	155,316,876.00
532	**INTERESES**	**928,324,944.00**
532–001	INTERESES PERCIBIDOS	928,324,944.00
599	**OTROS INGRESOS NO IDENTIFICADOS**	**194,595,114.00**
599–001	OTROS INGRESOS NO ESPECIFICADOS	194,595,114.00
711	**RECUPERACIÓN DE PRÉSTAMOS DE CORTO PLAZO DEL SECTOR PRIVADO**	**5,022,027,091.00**
711–001	RECUPERACIÓN DE PRÉSTAMOS DE CORTO PLAZO DEL SECTOR PRIVADO	5,022,027,091.00
741	**DISMINUCIÓN DE CAJA Y BANCOS**	**146,793,415.00**
741–001	DISMINUCIÓN DE CAJA Y BANCOS	146,793,415.00
841	**INCREMENTO DE CUENTAS POR PAGAR INTERNAS, DE CORTO PLAZO**	**1,727,082,539.00**
841–001	INCREMENTO DE CUENTAS POR PAGAR INTERNAS, DE CORTO PLAZO	1,727,082,539.00
	TOTAL GENERAL	**8,174,139,979**

OFICINA NACIONAL DE PRESUPUESTO

CLASIFICACION ECONOMICA DEL GASTO

INSTITUCIONES PUBLICAS DESCENTRALIZADAS O AUTONOMAS

Desde 31/01/2008 Hasta 31/12/008

(Expresado en RD$)

DEVENGADO

5001 BANCO AGRICOLA DE LA REPUBLICA DOMINICANA

CUENTA	DENOMINACION	MONTO
2 1	**GASTOS CORRIENTES**	**961,905,360**
2 1 1	**GASTOS DE OPERACIÓN**	**593,975,164**
2 1 1 1	REMUNERACIONES A EMPLEADOS	458,790,846
2 1 1 2	BIENES Y SERVICIOS	135,184,318
2 1 3	**INTERESES**	**298,792,648**
2 1 3 1	INTERESES DEUDA INTERNA	298,792,648
2 1 4	**PRESTACIONES SOCIALES**	**67,581,795**
2 1 4 1	PRESTACIONES DE LA SEGURIDAD SOCIAL	67,581,795
2 1 5	**TRANSFERENCIAS CORRIENTES**	**1,555,753**
2 1 5 1	AL SECTOR PRIVADO	718,136
2 1 5 2	AL SECTOR PÚBLICO	837,617
2 2	**GASTOS DE CAPITAL**	**19,830,284**
2 2 1	**INVERSIÓN REAL DIRECTA**	**19,830,284**
2 2 1 1	MAQUINARIAS Y EQUIPOS	19,830,284
I	**TOTAL GASTOS**	**981,735,644**
2 3	**APLICACIONES FINANCIERAS**	**7,192,404,335**
2 3 1	**ACTIVOS FINANCIEROS**	**6,065,625,519**
2 3 1 1	CONCESIÓN DE PRÉSTAMOS	6,065,625,519
2 3 3	**OTRAS APLICACIONES FINANCIERAS**	**1,126,778,816**
2 3 3 1	INCREMENTO DE CAJA Y BANCOS	1,101,296,951
2 3 3 3	DISMINUCIÓN DE CUENTAS POR PAGAR	25,481,865
II	**TOTAL APLICACIONES FINANCIERAS**	**7,192,404,335**
III = I + II	TOTAL GENERAL	**8,174,139,979**

OFICINA NACIONAL DE PRESUPUESTO

CLASIFICACION POR OBJETO DEL GASTO Y FUENTES DE FINANCIAMIENTO

SECTOR DESCENTRALIZADO

ENERO - DICIEMBRE 2007

EXPRESADO EN RD$

5001 BANCO AGRICOLA DE LA REPUBLICA DOMINICANA

OBJETO DEL GASTO	FUENTES INTERNAS			FUENTES EXTERNAS			TOTAL GENERAL
	FONDOS PROPIOS	TRANSFERENCIAS	TOTAL FUENTES	CREDITO EXTERNO	DONACIONES EXTERNAS	TOTAL FUENTES	
1 SERVICIOS PERSONALES	304,857,372	153,933,474	458,790,846				458,790,846
2 SERVICIOS NO PERSONALES	106,181,690		106,181,690				106,181,690
3 MATERIALES Y SUMINISTROS	29,002,628		29,002,628				29,002,628
4 TRANSFERENCIAS CORRIENTES	67,754,146	1,383,402	69,137,548				69,137,548
6 ACTIVOS NO FINANCIEROS	19,830,284		19,830,284				19,830,284
7 ACTIVOS FINANCIEROS	7,166,922,470		7,166,922,470				7,166,922,470
8 PASIVOS FINANCIEROS	25,481,865		25,481,865				25,481,865
9 GASTOS FINANCIEROS	298,792,648		298,792,648				298,792,648
TOTALES	**8,018,823,103**	**155,316,876**	**8,174,139,979**				**8,174,139,979**

OFICINA NACIONAL DE PRESUPUESTO

CLASIFICACION POR OBJETO Y CUENTA DEL GASTO

SECTOR DESCENTRALIZADO

ENERO - DICIEMBRE 2007

(valores en RD$)

5001 BANCO AGRICOLA DE LA REPUBLICA DOMINICANA

CODIGO	DESCRIPCION	COMPROMISO	DEVENGADO	PAGADO
1	**SERVICIOS PERSONALES**		**458,790,846**	**458,790,846**
1 1	SUELDOS PARA CARGOS FIJOS		291,052,119	291,052,119
1 2	SUELDOS PERSONAL TEMPORERO		1,784,881	1,784,881
1 3	SOBRESUELDOS		4,073,426	4,073,426
1 5	HONORARIOS		398,106	398,106
1 8	GRATIFICACIONES Y BONIFICACIONES		139,733,459	139,733,459
1 9	CONTRIBUCIONES A LA SEGURIDAD SOCIAL		21,748,855	21,748,855
2	**SERVICIOS NO PERSONALES**		**106,181,690**	**106,181,690**
2 1	SERVICIOS DE COMUNICACIONES		13,718,157	13,718,157
2 2	SERVICIOS BÁSICOS		19,895,836	19,895,836
2 3	PUBLICIDAD, IMPRESIÓN Y ENCUADERNACIÓN		3,632,313	3,632,313
2 4	VIÁTICOS		5,072,654	5,072,654
2 5	TRANSPORTE Y ALMACENAJE		1,270,000	1,270,000
2 6	ALQUILERES		4,007,299	4,007,299
2 7	SEGUROS		33,198,355	33,198,355
2 8	CONSERV., REPS. MENORES Y CONSTS. TEMP.		8,604,158	8,604,158
2 9	OTROS SERVICIOS NO PERSONALES		16,782,918	16,782,918
3	**MATERIALES Y SUMINISTROS**		**29,002,628**	**29,002,628**
3 2	TEXTILES Y VESTUARIO		896,515	896,515
3 3	PRODUCTOS DE PAPEL, CARTÓN E IMPRESOS		5,034,951	5,034,951
3 4	COMBUSTIBLES, LUBRICANTES, PROD. QUÍMICOS Y C.		15,378,065	15,378,065
3 9	PRODUCTOS Y ÚTILES VARIOS		7,693,097	7,693,097
4	**TRANSFERENCIAS CORRIENTES**		**69,137,548**	**69,137,548**
4 1	PRESTACIONES DE LA SEGURIDAD SOCIAL		67,581,795	67,581,795
4 2	TRANSFERENCIAS CORRIENTES AL SECTOR PRIVADO		718,136	718,136
4 3	TRANSFERENCIAS CORRIENTES AL SECTOR PÚBLICO		837,617	837,617
6	**ACTIVOS NO FINANCIEROS**		**19,830,284**	**19,830,284**
6 1	MAQUINARIA Y EQUIPO		19,830,284	19,830,284
7	**ACTIVOS FINANCIEROS**		**7,166,922,470**	**7,166,922,470**
7 1	CONCESIÓN DE PRESTAMOS INTERNOS		6,065,625,519	6,065,625,519
7 4	INCREMENTO DE OTROS ACTIVOS FINANCIEROS		1,101,296,951	1,101,296,951
8	**PASIVOS FINANCIEROS**		**25,481,865**	**25,481,865**
8 7	DISMINUCIÓN DE PASIVOS CON PROVEEDORES		25,481,865	25,481,865
9	**GASTOS FINANCIEROS**		**298,792,648**	**298,792,648**
9 1	INTERESES DEUDA INTERNA		298,792,648	298,792,648

OFICINA NACIONAL DE PRESUPUESTO

CLASIFICACION POR OBJETO Y CUENTA DEL GASTO

SECTOR DESCENTRALIZADO

ENERO - DICIEMBRE 2007

(valores en RD$)

5001 BANCO AGRICOLA DE LA REPUBLICA DOMINICANA

CODIGO	DESCRIPCION	COMPROMISO	DEVENGADO	PAGADO
	TOTALES		**8,174,139,979**	**8,174,139,979**

OFICINA NACIONAL DE PRESUPUESTO

Distribución Programatica del Presupuesto

Año 2007

BANCO AGRICOLA DE LA REPUBLICA DOMINICANA

DEVENGADO

PRG	SUB PRG	PROY	ACTIVIDADES OBRAS	DENOMINACION	MONTO
01		00		**ACTIVIDAD CENTRAL**	169,914,773
	00			**N/A**	169,914,773
			01	DIRECCION SUPERIOR Y ACTIVIDADES DE APOYO	76,533,902
			02	GESTION ADMINISTRATIVA	93,380,871
11		00		**SERVICIOS FINANCIEROS**	6,883,318,600
	00			**N/A**	6,883,318,600
			01	SERVICIOS DE CREDITOS	6,660,107,635
			02	CAPTACION AHORROS Y VALORES	223,210,965
99		00		**ADMINISTRACION DE ACTIVOS, PASIVOS Y TRANSFERENCIAS**	1,120,906,606
	00			**N/A**	1,120,906,606
			00	ADMINISTRACION DE ACTIVOS, PASIVOS Y TRANSFERENCIAS	1,120,906,606
				TOTAL	8,174,139,979

INSTITUCIONES PUBLICAS FINANCIERAS NO MONETARIAS

DIGEPRES
Dirección General de Presupuesto

CAJA DE AHORROS PARA OBREROS
Y
MONTE DE PIEDAD

DIGEPRES
Dirección General de Presupuesto

OFICINA NACIONAL DE PRESUPUESTO

CLASIFICACION ECONOMICA DE INGRESOS

TODAS LAS INSTITUCIONES

2007

(Expresado en RD$)

5005 CAJA DE AHORROS PARA OBREROS Y MONTE DE PIEDAD

CUENTA	DENOMINACION	MONTO
413	**TRANSFERENCIAS CORRIENTES DE INSTITUCIONES PÚBLICAS DESCENTRALIZADAS**	**11,123,355.00**
413–001	DE INSTITUCIONES PÚBLICAS DESCENTRALIZADAS O AUTÓNOMAS	11,123,355.00
511	**VENTAS DE MERCANCIAS DEL GOBIERNO GENERAL**	**10,153,815.00**
511–001	VENTAS DE MERCANCIAS DEL ESTADO	10,153,815.00
532	**INTERESES**	**13,518,415.00**
532–001	INTERESES PERCIBIDOS	13,518,415.00
591	**RECARGOS**	**7,506,042.00**
591–001	RECARGOS	7,506,042.00
599	**OTROS INGRESOS NO IDENTIFICADOS**	**212,085.00**
599–001	OTROS INGRESOS NO ESPECIFICADOS	212,085.00
712	**RECUPERACIÓN DE PRÉSTAMOS DE CORTO PLAZO DEL SECTOR PÚBLICO**	**82,805,105.00**
712–001	RECUPERACIÓN DE PRÉSTAMOS DE CORTO PLAZO DEL SECTOR PÚBLICO	82,805,105.00
741	**DISMINUCIÓN DE CAJA Y BANCOS**	**3,226,650.00**
741–001	DISMINUCIÓN DE CAJA Y BANCOS	3,226,650.00
	TOTAL GENERAL	**128,545,467**

OFICINA NACIONAL DE PRESUPUESTO
CLASIFICACION ECONOMICA DEL GASTO
INSTITUCIONES PUBLICAS DESCENTRALIZADAS O AUTONOMAS
Desde 01/01/2007 Hasta 31/12/2007
(Expresado en RD$)
DEVENGADO

5005 CAJA DE AHORROS PARA OBREROS Y MONTE DE PIEDAD

CUENTA	DENOMINACION	MONTO
2 1	GASTOS CORRIENTES	39,775,301
2 1 2	GASTOS DE CONSUMO	39,775,301
2 1 2 1	REMUNERACIONES A EMPLEADOS	30,691,368
2 1 2 2	BIENES Y SERVICIOS	9,083,933
2 2	GASTOS DE CAPITAL	826,414
2 2 1	INVERSIÓN REAL DIRECTA	826,414
2 2 1 1	MAQUINARIAS Y EQUIPOS	826,414
I	TOTAL GASTOS	40,601,715
2 3	APLICACIONES FINANCIERAS	87,943,752
2 3 1	ACTIVOS FINANCIEROS	86,310,806
2 3 1 1	CONCESIÓN DE PRESTAMOS	86,310,806
2 3 3	OTRAS APLICACIONES FINANCIERAS	1,632,946
2 3 3 1	INCREMENTO DE CAJA Y BANCOS	1,632,946
II	TOTAL APLICACIONES FINANCIERAS	87,943,752
III = I + II	TOTAL GENERAL	128,545,467

OFICINA NACIONAL DE PRESUPUESTO

CLASIFICACION POR OBJETO DEL GASTO Y FUENTES DE FINANCIAMIENTO

SECTOR DESCENTRALIZADO

ENERO - DICIEMBRE 2007

EXPRESADO EN RD$

5005 CAJA DE AHORROS PARA OBREROS Y MONTE DE PIEDAD

OBJETO DEL GASTO	FUENTES INTERNAS			FUENTES EXTERNAS			TOTAL GENERAL
	FONDOS PROPIOS	TRANSFERENCIAS	TOTAL FUENTES	CREDITO EXTERNO	DONACIONES EXTERNAS	TOTAL FUENTES	
1 SERVICIOS PERSONALES	22,475,759	8,215,609	30,691,368				30,691,368
2 SERVICIOS NO PERSONALES	5,004,863	2,538,270	7,543,133				7,543,133
3 MATERIALES Y SUMINISTROS	1,172,824	367,976	1,540,800				1,540,800
6 ACTIVOS NO FINANCIEROS	824,914	1,500	826,414				826,414
7 ACTIVOS FINANCIEROS	87,943,752		87,943,752				87,943,752
TOTALES	**117,422,112**	**11,123,355**	**128,545,467**				**128,545,467**

OFICINA NACIONAL DE PRESUPUESTO

CLASIFICACION POR OBJETO Y CUENTA DEL GASTO

SECTOR DESCENTRALIZADO

ENERO - DICIEMBRE 2007

(valores en RD$)

5005 CAJA DE AHORROS PARA OBREROS Y MONTE DE PIEDAD

CODIGO	DESCRIPCION	COMPROMISO	DEVENGADO	PAGADO
1	**SERVICIOS PERSONALES**		**30,691,368**	**30,691,368**
1 1	SUELDOS PARA CARGOS FIJOS		22,624,311	22,624,311
1 2	SUELDOS PERSONAL TEMPORERO		47,500	47,500
1 4	JORNALES		122,162	122,162
1 6	DIETAS Y GASTOS DE REPRESENTACIÓN		640,670	640,670
1 8	GRATIFICACIONES Y BONIFICACIONES		5,122,687	5,122,687
1 9	CONTRIBUCIONES A LA SEGURIDAD SOCIAL		2,134,038	2,134,038
2	**SERVICIOS NO PERSONALES**		**7,543,133**	**7,543,133**
2 1	SERVICIOS DE COMUNICACIONES		899,800	899,800
2 2	SERVICIOS BÁSICOS		1,774,711	1,774,711
2 3	PUBLICIDAD, IMPRESIÓN Y ENCUADERNACIÓN		212,584	212,584
2 6	ALQUILERES		742,941	742,941
2 7	SEGUROS		2,565,785	2,565,785
2 8	CONSERV., REPS. MENORES Y CONSTS. TEMP.		285,576	285,576
2 9	OTROS SERVICIOS NO PERSONALES		1,061,736	1,061,736
3	**MATERIALES Y SUMINISTROS**		**1,540,800**	**1,540,800**
3 1	ALIMENTOS Y PRODUCTOS AGROFORESTALES		201,808	201,808
3 2	TEXTILES Y VESTUARIO		227,036	227,036
3 4	COMBUSTIBLES, LUBRICANTES, PROD. QUÍMICOS Y C.		538,891	538,891
3 9	PRODUCTOS Y ÚTILES VARIOS		573,065	573,065
6	**ACTIVOS NO FINANCIEROS**		**826,414**	**826,414**
6 1	MAQUINARIA Y EQUIPO		826,414	826,414
7	**ACTIVOS FINANCIEROS**		**87,943,752**	**87,490,861**
7 1	CONCESIÓN DE PRESTAMOS INTERNOS		86,310,806	86,310,806
7 4	INCREMENTO DE OTROS ACTIVOS FINANCIEROS		1,632,946	1,180,055
	TOTALES		**128,545,467**	**128,092,576**

OFICINA NACIONAL DE PRESUPUESTO

Distribución Programatica del Presupuesto

Año 2007

CAJA DE AHORROS PARA OBREROS Y MONTE DE PIEDAD

DEVENGADO

PRG	SUB PRG	PROY	ACTIVIDADES OBRAS	DENOMINACION	MONTO
01		00		**ACTIVIDADA CENTRAL**	21,355,377
	00			**N/A**	21,355,377
			01	COORDINACION ADMINISTRACION Y FINANCIERA	21,355,377
11		00		**SERVICIOS DE FINANCIAMIENTO**	25,346,939
	00			**N/A**	25,346,939
			01	PRESTAMOS DE MENOR CUANTIA	25,346,939
99		00		**ADMINISTRACION DE TRANSFERENCIA PASIVOS Y ACTIVOS**	81,843,151
	00			**N/A**	81,843,151
			00	TRANSFERENCIA	81,843,151
				TOTAL	128,545,467

CORPORACION DE FOMENTO INDUSTRIAL

DIGEPRES
Dirección General de Presupuesto

OFICINA NACIONAL DE PRESUPUESTO

CLASIFICACION ECONOMICA DE INGRESOS

TODAS LAS INSTITUCIONES

2007

(Expresado en RD$)

5006 CORPORACIÓN DE FOMENTO INDUSTRIAL

CUENTA	DENOMINACION	MONTO
412	**TRANSFERENCIAS CORRIENTES DE LA ADMINISTRACION CENTRAL**	**47,680,865.00**
412–001	DE LA ADMINISTRACIÓN CENTRAL	47,680,865.00
422	**TRANSFERENCIAS DE CAPITAL DE LA ADMINISTRACIÓN CENTRAL**	**127,917,248.00**
422–001	DE LA ADMINISTRACIÓN CENTRAL	127,917,248.00
532	**INTERESES**	**13,547,255.00**
532–001	INTERESES PERCIBIDOS	13,547,255.00
534	**ALQUILERES**	**128,690,992.00**
534–001	ALQUILERES O ARRENDAMIENTOS DE BIENES INMUEBLES	128,690,992.00
599	**OTROS INGRESOS NO IDENTIFICADOS**	**82,911,543.00**
599–001	OTROS INGRESOS NO ESPECIFICADOS	82,911,543.00
612	**VENTA DE EDIFICIOS**	**24,609,424.00**
612–001	VENTA DE EDIFICIOS	24,609,424.00
741	**DISMINUCIÓN DE CAJA Y BANCOS**	**86,840,519.00**
741–001	DISMINUCIÓN DE CAJA Y BANCOS	86,840,519.00
	TOTAL GENERAL	**512,197,846**

OFICINA NACIONAL DE PRESUPUESTO

CLASIFICACION ECONOMICA DEL GASTO

INSTITUCIONES PUBLICAS DESCENTRALIZADAS O AUTONOMAS

Desde 31/01/2008 Hasta 31/12/008

(Expresado en RD$)

DEVENGADO

5006 CORPORACIÓN DE FOMENTO INDUSTRIAL

CUENTA	DENOMINACION	MONTO
2 1	GASTOS CORRIENTES	260,998,026
2 1 1	GASTOS DE OPERACIÓN	248,236,869
2 1 1 1	REMUNERACIONES A EMPLEADOS	143,526,220
2 1 1 2	BIENES Y SERVICIOS	104,710,649
2 1 4	PRESTACIONES SOCIALES	10,557,606
2 1 4 1	PRESTACIONES DE LA SEGURIDAD SOCIAL	10,557,606
2 1 5	TRANSFERENCIAS CORRIENTES	2,203,551
2 1 5 1	AL SECTOR PRIVADO	2,203,551
2 2	GASTOS DE CAPITAL	172,163,313
2 2 1	INVERSIÓN REAL DIRECTA	172,163,313
2 2 1 1	MAQUINARIAS Y EQUIPOS	2,124,661
2 2 1 2	CONSTRUCCIONES	170,038,652
I	TOTAL GASTOS	433,161,339
2 3	APLICACIONES FINANCIERAS	79,036,507
2 3 3	OTRAS APLICACIONES FINANCIERAS	79,036,507
2 3 3 1	INCREMENTO DE CAJA Y BANCOS	79,036,507
II	TOTAL APLICACIONES FINANCIERAS	79,036,507
III = I + II	TOTAL GENERAL	512,197,846

OFICINA NACIONAL DE PRESUPUESTO

CLASIFICACION POR OBJETO DEL GASTO Y FUENTES DE FINANCIAMIENTO

SECTOR DESCENTRALIZADO

ENERO - DICIEMBRE 2007

EXPRESADO EN RD$

5006 CORPORACIÓN DE FOMENTO INDUSTRIAL

OBJETO DEL GASTO	FUENTES INTERNAS			FUENTES EXTERNAS			TOTAL GENERAL
	FONDOS PROPIOS	TRANSFERENCIAS	TOTAL FUENTES	CREDITO EXTERNO	DONACIONES EXTERNAS	TOTAL FUENTES	
1 SERVICIOS PERSONALES	58,440,896	85,085,324	143,526,220				143,526,220
2 SERVICIOS NO PERSONALES	63,147,720	33,572,070	96,719,790				96,719,790
3 MATERIALES Y SUMINISTROS	2,986,729	5,004,130	7,990,859				7,990,859
4 TRANSFERENCIAS CORRIENTES	8,801,388	3,959,769	12,761,157				12,761,157
6 ACTIVOS NO FINANCIEROS	147,501,664	24,661,649	172,163,313				172,163,313
7 ACTIVOS FINANCIEROS	55,721,336	23,315,171	79,036,507				79,036,507
TOTALES	**336,599,733**	**175,598,113**	**512,197,846**				**512,197,846**

OFICINA NACIONAL DE PRESUPUESTO

CLASIFICACION POR OBJETO Y CUENTA DEL GASTO

SECTOR DESCENTRALIZADO

ENERO - DICIEMBRE 2007

(valores en RD$)

5006 CORPORACIÓN DE FOMENTO INDUSTRIAL

CODIGO	DESCRIPCION	COMPROMISO	DEVENGADO	PAGADO
1	**SERVICIOS PERSONALES**		**143,526,220**	**143,526,220**
1 1	SUELDOS PARA CARGOS FIJOS		85,571,563	85,571,563
1 2	SUELDOS PERSONAL TEMPORERO		947,400	947,400
1 3	SOBRESUELDOS		694,705	694,705
1 5	HONORARIOS		21,794,515	21,794,515
1 6	DIETAS Y GASTOS DE REPRESENTACIÓN		2,254,230	2,254,230
1 8	GRATIFICACIONES Y BONIFICACIONES		25,557,904	25,557,904
1 9	CONTRIBUCIONES A LA SEGURIDAD SOCIAL		6,705,903	6,705,903
2	**SERVICIOS NO PERSONALES**		**96,719,790**	**96,719,790**
2 1	SERVICIOS DE COMUNICACIONES		2,107,899	2,107,899
2 2	SERVICIOS BÁSICOS		5,738,112	5,738,112
2 3	PUBLICIDAD, IMPRESIÓN Y ENCUADERNACIÓN		4,070,604	4,070,604
2 4	VIÁTICOS		132,139	132,139
2 5	TRANSPORTE Y ALMACENAJE		317,302	317,302
2 6	ALQUILERES		71,756	71,756
2 7	SEGUROS		6,800,799	6,800,799
2 9	OTROS SERVICIOS NO PERSONALES		77,481,179	77,481,179
3	**MATERIALES Y SUMINISTROS**		**7,990,859**	**7,990,859**
3 1	ALIMENTOS Y PRODUCTOS AGROFORESTALES		2,264,378	2,264,378
3 2	TEXTILES Y VESTUARIO		151,045	151,045
3 3	PRODUCTOS DE PAPEL, CARTÓN E IMPRESOS		118,928	118,928
3 4	COMBUSTIBLES, LUBRICANTES, PROD. QUÍMICOS Y C.		2,654,443	2,654,443
3 9	PRODUCTOS Y ÚTILES VARIOS		2,802,065	2,802,065
4	**TRANSFERENCIAS CORRIENTES**		**12,761,157**	**12,761,157**
4 1	PRESTACIONES DE LA SEGURIDAD SOCIAL		10,557,606	10,557,606
4 2	TRANSFERENCIAS CORRIENTES AL SECTOR PRIVADO		2,203,551	2,203,551
6	**ACTIVOS NO FINANCIEROS**		**172,163,313**	**172,163,313**
6 1	MAQUINARIA Y EQUIPO		2,124,661	2,124,661
6 3	CONSTRUCCIONES Y MEJORAS		170,038,652	170,038,652
7	**ACTIVOS FINANCIEROS**		**79,036,507**	**79,036,507**
7 4	INCREMENTO DE OTROS ACTIVOS FINANCIEROS		79,036,507	79,036,507
	TOTALES		**512,197,846**	**512,197,846**

OFICINA NACIONAL DE PRESUPUESTO

Distribución Programatica del Presupuesto

Año 2007

CORPORACIÓN DE FOMENTO INDUSTRIAL

DEVENGADO

PRG	SUB PRG	PROY	ACTIVIDADES OBRAS	DENOMINACION	MONTO
01		00		**ACTIVIDADES CENTRALES**	237,238,466
	00			**N/A**	237,238,466
			01	APOYO Y FORTALECIMIENTO INSTITUCIONAL	237,238,466
11		00		**SERVICIOS FINANCIEROS A INDUSTRIAS**	183,161,716
	00			**N/A**	183,161,716
			01	CONSTRUCCION, MANTEN. Y ARRENDAMIENTO DE PARQUES INDUSTRIALES	183,161,716
99		00		**PARTIDAS NO ASIGNADAS A PROGRAMAS**	91,797,664
	00			**N/A**	91,797,664
			00	N/A	91,797,664
				TOTAL	512,197,846